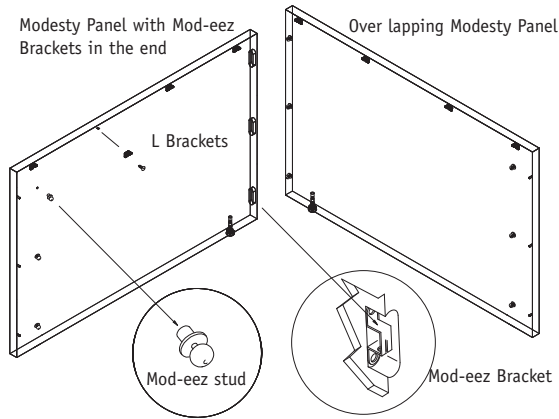


1

Screw the Mod-eez studs into the pre-drilled holes of the Modesty panel Three (3) in the Modesty panel with the Mod-eez brackets, six in the Modesty panel that is overlapping. Using the #8 x 5/8" PH screws attach Four (4) L-brackets to each Modesty panel (Figure A).

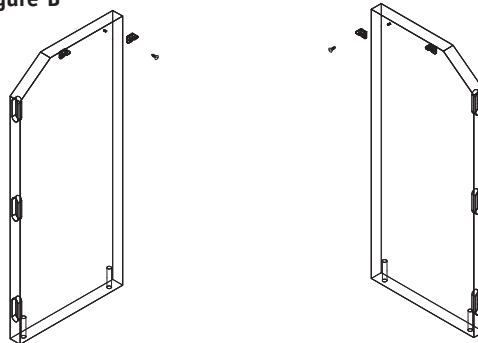
Figure A



2

Using the #8 x 5/8" PH Screws, attach the L Brackets to the End panels as shown in (Figure B).

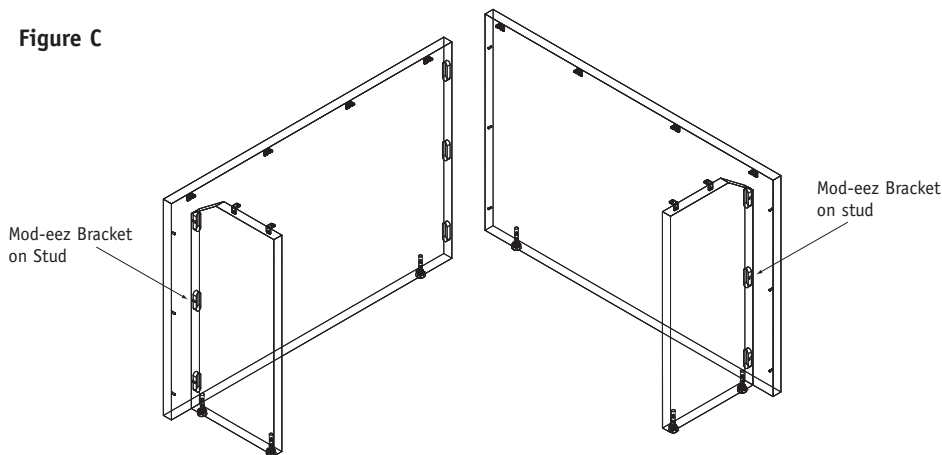
Figure B



3

Attach the End panel to the Modesty panel by placing the End panel over the Mod-eez studs on the Modesty panel and slide until the top of the Modesty panel is flush with the top of the End panel (Figure C).

Figure C



Corner Unit

Recommended Tools

- Phillips Head Screw Driver

Package Contents

	Qty.
• #8 x 5/8" Panhead Screws	24
• Mod-eez Studs	9
• L Brackets	12

NATIONAL™

Telephone 800.482.1717
 Fax 812.482.8800
 www.NationalOfficeFurniture.com

Part #2258934
 Rev,-

Printed in U.S.A
 © 2010 Kimball International, Inc.

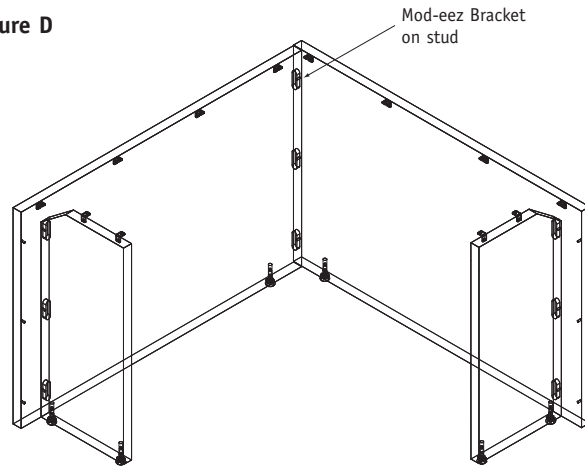
Proper product installation, in accordance with these instructions, is the responsibility of the installing agent. If you have any questions concerning these instructions, please call National Customer Service 800.482.1717.

Assembly Instruction

Corner Unit

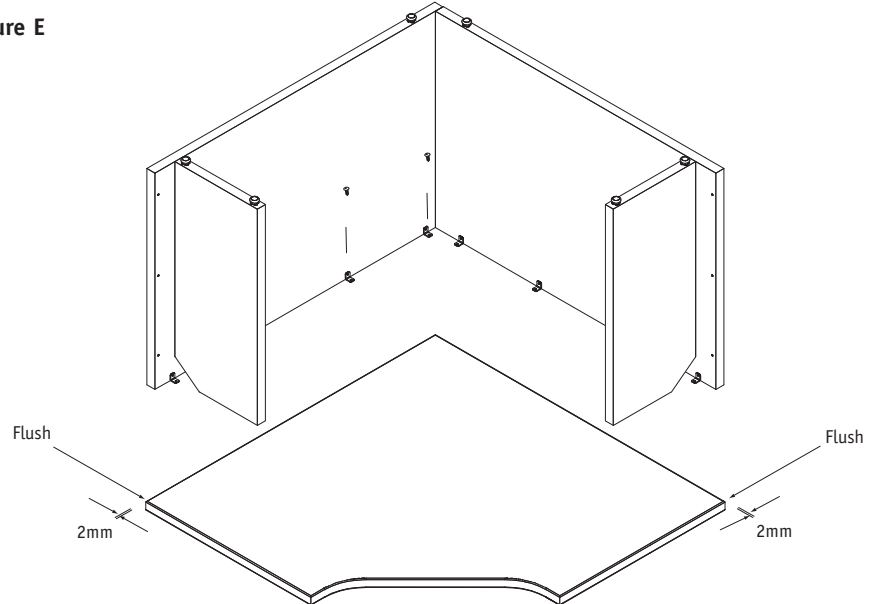
- 4 Attach the Modesty panel with the Mod-eez brackets in the end to the over lapping Modesty panel by placing the panel over the Mod-eez studs on the Modesty panel and slide until the top of the Modesty panels are flush (Figure D).

Figure D



- 5 Using two (2) or more people, lift the end and modesty panel assembly and align it to the worksurface (Figure E). Using the #8 x 5/8" PH Screws, attach the L Brackets on the panels to the worksurface, hold the margins as shown in (Figure E).

Figure E



- 6 Using two (2) or more people, place the unit in its upright user position.

Proper product installation, in accordance with these instructions, is the responsibility of the installing agent. If you have any questions concerning these instructions, please call National Customer Service 800.482.1717.