

Myriad™ Glass Kit Floating Top

Recommended Tools

- Phillips Head Screwdriver

Package Contents	Qty.
• Glass Kit	1
• 5/16"-18 x 1 1/2" Machine Screw	4
• 5/16" Flat Washer	4

NATIONAL Furniture with Personality™

Telephone 800.482.1717
 Fax 812.482.8800
 www.nationalonline.com

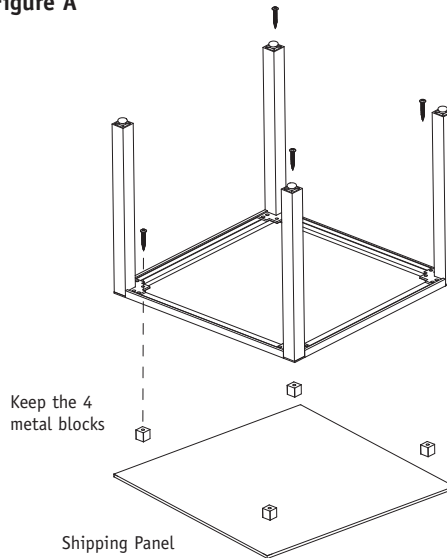
Part #2106938
 Rev. -

Printed in U.S.A
 © 2008 Kimball International, Inc.

1

Place unit Top side down on a smooth clean surface. With a phillips head screwdriver, remove the (4) four screws that fastens the shipping panel. Discard the screws and panel, retain the (4) metal blocks (Figure A).

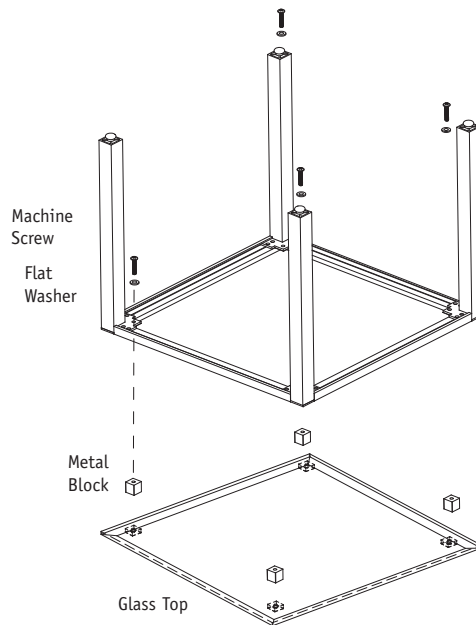
Figure A



2

Align the holes in the frame with the holes in the metal block and stanchions. Place a flat washer on each 5/16" x 18 x 1 1/2" machine screws. Insert the machine screws through the holes in the frame, metal blocks and stanchions. Tighten the screws with a phillips head screwdriver.

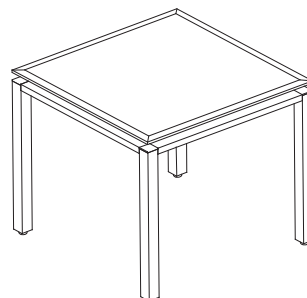
Figure B



3

Place unit in its Desired position and level.

Figure C



Proper product installation, in accordance with these instructions, is the responsibility of the installing agent. If you have any questions concerning these instructions, please call National Customer Service.