

**Captivate™ Series
Mobile Pedestal
Caster Installation**

Recommended Tools

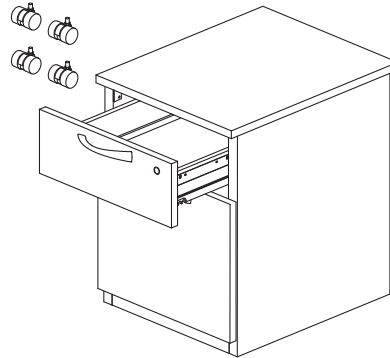
- Adjustable Wrench

Package Contents	Qty.
• Mobile Pedestal	1
• Screw-in Caster	4
• Washer	4

1

Locate 4 casters shipped with unit in top drawer (Figure A).

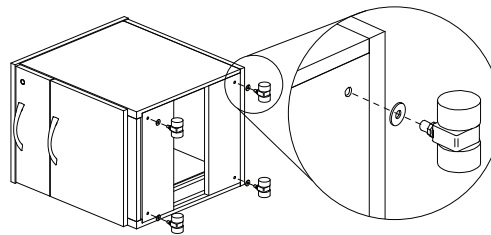
Figure A



2

Lay unit on its side. Place a washer on into each of the pre-inserted t-nuts on the bottom of the unit. Use the adjustable wrench to tighten firmly (Figure B).


Figure B



3

Carefully turn unit upright (Figure C).

Figure C



NATIONAL

Furniture with Personality®

Telephone 800.482.1717
Fax 812.482.8800
www.nationalonline.com

Part #2040768

Printed in U.S.A
© 2007 Kimball International, Inc.

Proper product installation, in accordance with these instructions, is the responsibility of the installing agent. If you have any questions concerning these instructions, please call National Customer Service.