

**CLEVER SERIES
Umbrella Base**

Recommended Tools

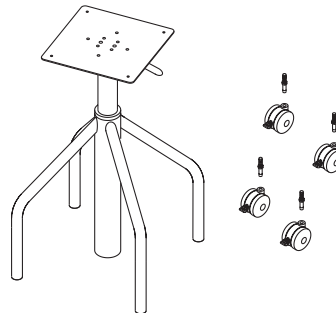
- Electric Screwdriver
- Adjustable Wrench

Package Contents	Qty.
• Umbrella Base	1
• Worksurface Screws	4
• Casters	4
• Caster Stems	4

1

The umbrella base assembly consists of the adjustable base, the casters and the caster stems (Figure A).

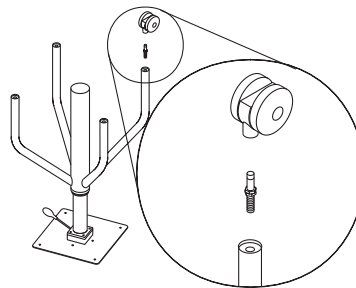
Figure A



2

Invert the adjustable base and screw a caster stem into each leg. Use the adjustable wrench to tighten firmly. Then, insert a caster onto each stem (Figure B).

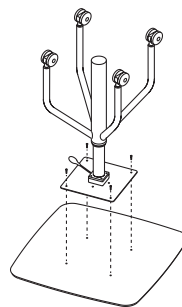
Figure B



3

Turn worksurface face down on a smooth, hard surface. Take care to not mar the worksurface. Center flange of adjustable base on underside of worksurface and attach with provided screws (Figure C).

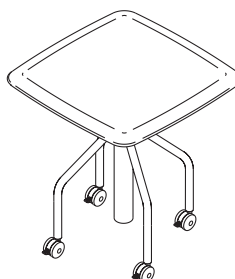
Figure C



4

Carefully turn assembled unit upright (Figure D).

Figure D



NATIONAL

Furniture with Personality™

Telephone 800.482.1717
Fax 812.482.8800
www.nationalonline.com

Form #NAICLUB
Part #1567846

Printed in U.S.A.
© 2002 Kimball International, Inc.

Proper product installation, in accordance with these instructions, is the responsibility of the installing agent. If you have any questions concerning these instructions, please call National Customer Service.