

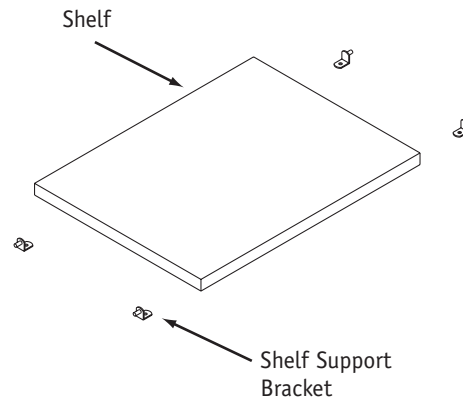
**ESCALADE SERIES
Adjustable Shelf**

- Recommended Tools**
- Phillips Screwdriver

1

Adjustable shelves can be moved in any unit. An adjustable shelf consists of a shelf and four (4) shelf support brackets (Figure A).

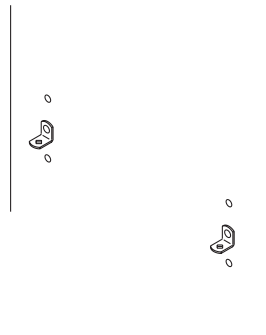
Figure A



2

All cabinets feature pre-bored hole 1 1/4" apart (Figure B).

Figure B



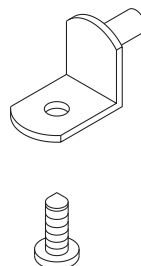
3

Remove screws and move shelf to desired location.

4

Shelves can be fastened into position using #6 x 5/8" Panhead screws (Figure C).

Figure C



NATIONAL
Furniture with Personality™

Telephone 800.482.1717
Fax 812.482.8800
www.nationalonline.com

Form #NAIEAS
Part #1560986

Printed in U.S.A.
© 2001 Kimball International, Inc.

Proper product installation, in accordance with these instructions, is the responsibility of the installing agent. If you have any questions concerning these instructions, please call National Customer Service.