
AURORA

Product Specifications	54
Fabrics and Options	55
Product Pages	56
COM Yardage Requirements	59

AURORA PRODUCT SPECIFICATIONS

FRAME CONSTRUCTION GUEST MODELS

- Legs are 1¼" x ¾" steel rectangular tube
- Cross members are welded ½" diameter wire with ½" diameter x 14-gauge cold-rolled tube
- Available in powder coated Cinder, Platinum Metallic and Satin Nickel Metallic
- Wall saving design feature on back legs
- Non-marring nylon glides

SEAT CONSTRUCTION HIGH BACK AND MID BACK MODELS

- 3½" of high grade polyurethane foam covers a 9-ply solid contoured molded plywood seat panel for support and comfort

GUEST MODELS

- 2" of high grade polyurethane foam covers a solid contoured molded plywood seat panel for support and comfort

BACK CONSTRUCTION HIGH BACK AND MID BACK MODELS

- 2" of high grade polyurethane foam covers a 3-ply solid contoured molded plywood panel
- 9-ply outer molded shell wrapped in ¼" polyurethane foam

GUEST MODELS

- 1½" of high grade polyurethane foam covers a solid contoured molded plywood panel on upholstered back
- 13-ply curved plywood back with polished decorative fasteners on wood back

ARMS HIGH BACK AND MID BACK MODELS

- Arms are die-cast aluminum available in polished aluminum or powder coated Cinder, Platinum Metallic and Satin Nickel Metallic
- Arm pads are soft black polyurethane

GUEST MODELS

- Arms are die-cast aluminum available in polished aluminum or powder coated Cinder, Platinum Metallic and Satin Nickel Metallic

CONTROL MECHANISM—KNEE TILT

- The standard knee tilt mechanism features a heavy-duty adjustment tension spring for a variety of body sizes and minimal rise of front seat edge; this allows the users feet to remain on the floor when the chair is in the reclining position
- The combination gas lift/tilt lock lever allows dual functions with a simple in/out movement for lockout and an up/down movement for height adjustment
- Standard pneumatic gas cylinder lift allows seat to raise and lower 4" and provides spring action for added comfort

CONTROL MECHANISM—SYNCHRONOUS

- Synchronous control allows the back and seat to move in a synchronized 2.3:1 ratio motion
- Free float feature allows the chair to tilt freely
- A side activated telescoping tension adjustment handle provides a comfortable way to adjust back tension to meet individual needs
- The back angle can be locked in 1 of 5 positions
- Standard pneumatic gas cylinder lift allows seat to raise and lower 4¼" and provides spring action for added comfort

SEAT SLIDE

- Seat depth can be adjusted to 7 different positions within a 2½" range

BASE AND CASTERS


- Die-cast aluminum 5-prong base available in polished aluminum or powder coated Cinder, Platinum Metallic and Satin Nickel Metallic
- Black, hard double wheel casters, which work on multiple surfaces, are standard
- Black, soft double wheel casters, for use on hard floors, are available at an upcharge

FINISH

- Wood models feature a catalyzed top coat that resists denting, peeling and reactions to chemicals
- Can be cleaned with a damp cloth
- When specifying Brighton, Natural, and Sonoma finish, variation in color is acceptable due to the nature of wood characteristics

WOOD SPECIES

- Hard maple



All Aurora models may be ordered to meet TB133 fire code.

To order seating to meet the TB133 fire code, specify an "F" at the end of the model number (Ex: N65AAPF).

For TB133 pricing go to www.NationalOfficeFurniture.com/TB133

Please consult customer service for applicable Arc-Com, COM, Designtex, Maharam, Momentum, Stinson, or Ultrafabrics fabric.

FABRICS

- Grade 1 Cali
Input
Plush
Ridge
Stardust
Vessel
- Grade 2 Bliss
Brilliant
COM
Dorset
Orbit
Phrase
Pixie
Sedona
Strand

- Grade 3 COL
Jacks
Silvertex
- Grade 4 Connect Four
Echo
Masquerade
- Grade 5 Mode

- Grade 6 Essence/Ultraleather
- Grade 7 Brisa
Brisa Distressed
Reef Pro
Silica
Silica Etch
Tottori
- Grade L7 Davenport
- Grade L8 Florence

WOOD FINISHES

N65GG MODELS ONLY

- | | |
|-------------|--------------------|
| AC Autumn | PB Portobello |
| AD Almond | PT Portico |
| CL Caramel | SK Skyline |
| CW Cordovan | SM Sonoma |
| DW Judicial | TF Truffle |
| HN Honey | 405 Designer White |
| IM Brighton | 462 Cinder |
| MC Amber | 792 Sable |
| MH Mocha | 793 Acorn* |
| NM Natural | |

*Acorn is the finish complement to Clear Walnut finish

POWDER COAT PAINTS

- 462 Cinder
- 501 Platinum Metallic
- 503 Satin Nickel Metallic

CASTERS


- C3 Hard (standard)
- C4 Soft (add \$28 list)

TO ORDER, SPECIFY:

1. Model Number
2. Fabric Grade Number
3. Cover Number
4. Powder Coat Paint (if applicable)
5. Casters

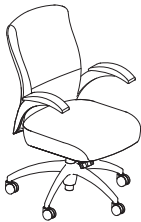
• See page 55 for Aurora options
See page 59 for COM fabric yardage

**HIGH BACK
KNEE TILT**



MODEL NO.	GRADE / LIST PRICE	GRADE / LIST PRICE									
		1	2/COM	3/COL	4	5	6	7	L7	L8	
N65CCP	Powder Coat	\$ 1524	1575	1596	1634	1674	1743	1834	2267	2408	
N65CCSP	Powder Coat/Seat Slide	1632	1683	1704	1742	1782	1851	1942	2375	2516	
N65CCA	Polished Aluminum	1728	1779	1800	1838	1878	1947	2038	2471	2612	
N65CCSA	Polished Aluminum/Seat Slide	1834	1885	1906	1944	1984	2053	2144	2577	2718	
DIMENSIONS											
Width	27	Arm Height	27¾- 32½	Seat Depth	18¾	Weight	60				
Depth	27½	Seat Height	17¾- 21¼	Seat Depth with		Weight with					
Depth with		Seat Height with		Seat Slide	19½-21½	Seat Slide	64				
Seat Slide	28¾-30½	Seat Slide	18¾-22¾	Back Height	28	Cubic Ft.	20.4				
Height	43¾-47½	Seat Width	21	Back Width	17¾						

**MID BACK
KNEE TILT**




MODEL NO.	GRADE / LIST PRICE	GRADE / LIST PRICE									
		1	2/COM	3/COL	4	5	6	7	L7	L8	
N65DDP	Powder Coat	\$ 1459	1508	1527	1563	1601	1666	1752	2163	2296	
N65DDSP	Powder Coat/Seat Slide	1563	1612	1631	1667	1705	1770	1856	2267	2400	
N65DDA	Polished Aluminum	1661	1710	1729	1765	1803	1868	1954	2365	2498	
N65DDSA	Polished Aluminum/Seat Slide	1767	1816	1835	1871	1909	1974	2060	2471	2604	
DIMENSIONS											
Width	27	Arm Height	27¾-32½	Seat Depth	18¾	Weight	59				
Depth	27½	Seat Height	17¾-21¼	Seat Depth with		Weight with					
Depth with		Seat Height with		Seat Slide	19½-21½	Seat Slide	63				
Seat Slide	28¾-30½	Seat Slide	18¾-22¾	Back Height	23	Cubic Ft.	20.4				
Height	38¾-42½	Seat Width	21	Back Width	17¾						

TO ORDER, SPECIFY:

1. Model Number
2. Fabric Grade Number
3. Cover Number
4. Powder Coat Paint (if applicable)
5. Casters

- See page 55 for Aurora options
- See page 59 for COM fabric yardage

**HIGH BACK
SYNCHRONOUS**



MODEL NO.	GRADE / LIST PRICE	GRADE / LIST PRICE									
		1	2/COM	3/COL	4	5	6	7	L7	L8	
N65AAP	Powder Coat	\$ 1628	1679	1700	1738	1778	1847	1938	2371	2512	
N65AASP	Powder Coat/Seat Slide	1734	1785	1806	1844	1884	1953	2044	2477	2618	
N65AAA	Polished Aluminum	1830	1881	1902	1940	1980	2049	2140	2573	2714	
N65AASA	Polished Aluminum/Seat Slide	1938	1989	2010	2048	2088	2157	2248	2681	2822	

DIMENSIONS										
Width	27	Arm Height	27¼-32½	Seat Depth	18½	Weight	62			
Depth	27	Seat Height	18-21½	Seat Depth with		Weight with				
Depth with		Seat Height with		Seat Slide	19-21	Seat Slide	65			
Seat Slide	26¼-29	Seat Slide	18¼-22¾	Back Height	27¾	Cubic Ft.	20.4			
Height	44¼-48	Seat Width	21	Back Width	17¾					

**MID BACK
SYNCHRONOUS**



MODEL NO.	GRADE / LIST PRICE	GRADE / LIST PRICE									
		1	2/COM	3/COL	4	5	6	7	L7	L8	
N65BBP	Powder Coat	\$ 1559	1608	1627	1663	1701	1766	1852	2263	2396	
N65BBSP	Powder Coat/Seat Slide	1665	1714	1733	1769	1807	1872	1958	2369	2502	
N65BBA	Polished Aluminum	1764	1813	1832	1868	1906	1971	2057	2468	2601	
N65BBSA	Polished Aluminum/Seat Slide	1868	1917	1936	1972	2010	2075	2161	2572	2705	

DIMENSIONS										
Width	27	Arm Height	27¼-32½	Seat Depth	18½	Weight	61			
Depth	27	Seat Height	18-21½	Seat Depth with		Weight with				
Depth with		Seat Height with		Seat Slide	19-21	Seat Slide	64			
Seat Slide	28¼-30½	Seat Slide	18¼-22¾	Back Height	22¾	Cubic Ft.	20.4			
Height	39½-43	Seat Width	21	Back Width	17¾					

AURORA

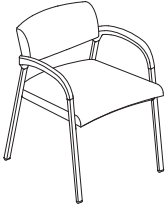
TO ORDER, SPECIFY:

1. Model Number
2. Fabric Grade Number
3. Cover Number
4. Finish Designator (if applicable)
5. Powder Coat Paint

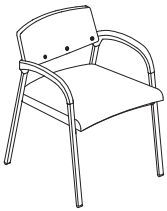
• See page 55 for Aurora options

See page 59 for COM fabric yardage

GUEST



Upholstered back



Wood back

MODEL NO.

GRADE / LIST PRICE

UPHOLSTERED BACK

		1	2/COM	3/COL	4	5	6	7	L7	L8
N65EEP	Powder Coat	\$ 1113	1140	1151	1171	1192	1228	1276	1504	1578
N65EEA	Polished Aluminum/Powder Coat	1233	1260	1271	1291	1312	1348	1396	1624	1698

WOOD BACK

		1	2/COM	3/COL	4	5	6	7	L7	L8
N65GGP	Powder Coat	\$ 1174	1201	1212	1232	1253	1289	1337	1565	1639
N65GGA	Polished Aluminum/Powder Coat	1297	1324	1335	1355	1376	1412	1460	1688	1762

DIMENSIONS

Width	23	Arm Height	26	Seat Depth	18¾	Weight	31
Depth	23½	Seat Height	19	Back Height	14	Cubic Ft.	16.8
Height	30	Seat Width	19	Back Width	18½		

- Must specify wood finish

COM YARDAGE REQUIREMENTS

COM YARDAGE REQUIREMENTS (54" WIDTH – CUT UP THE ROLL)

MODEL	RAILROADED Contact customer service 800-482-1717 for ydg requirements	NON DIRECTIONAL OR SOLID	1"-4" REPEAT	5"-11" REPEAT	12"-18" REPEAT	COL SQUARE FEET
			4" VERTICAL X 4" HORIZONTAL	11" VERTICAL X 11" HORIZONTAL	18" VERTICAL X 18" HORIZONTAL	
N65AAA		1.90	2.80	3.10	4.10	37
N65AAP		1.90	2.80	3.10	4.10	37
N65AASA		1.90	2.80	3.10	4.10	37
N65AASP		1.90	2.80	3.10	4.10	37
N65BBA		1.80	2.40	3.00	3.40	36
N65BBP		1.80	2.40	3.00	3.40	36
N65BBSA		1.80	2.40	3.00	3.40	36
N65BBSP		1.80	2.40	3.00	3.40	36
N65CCA		1.90	2.80	3.10	4.10	37
N65CCP		1.90	2.80	3.10	4.10	37
N65CCSA		1.90	2.80	3.10	4.10	37
N65CCSP		1.90	2.80	3.10	4.10	37
N65DDA		1.80	2.40	3.00	3.40	36
N65DDP		1.80	2.40	3.00	3.40	36
N65DDSA		1.80	2.40	3.00	3.40	36
N65DDSP		1.80	2.40	3.00	3.40	36
N65EEA		1.00	1.50	2.00	2.40	19
N65EEP		1.00	1.50	2.00	2.40	19
N65GGA		1.00	1.10	1.30	1.20	11
N65GGP		1.00	1.10	1.30	1.20	11

