
CINCH

CINCH GUEST PRODUCT SPECIFICATIONS

FRAME CONSTRUCTION

- Legs are made of 1¼" x ⅝" thick steel for strength and durability
- Cross members are constructed of ¾" x 15-gauge thick steel
- Leg is joined to cross member bar with metal inert gas (MIG) welds
- Back support brackets utilize ⅝" thick steel plates

SEAT AND BACK CONSTRUCTION

- Contoured, injection molded polypropylene seat and back
- Seat and backrest are attached to the frame with screws

UPHOLSTERED SEAT CONSTRUCTION

- ½" foam

ARM REST

- Die-cast aluminum arm upright covered with an (ABS) black plastic arm cap
- Can be easily installed or removed with an allen wrench

STANDARD AND OVERSIZED TABLET ARMS

- Black thermofoil MDF hinged surface with radius edge mounted on V-shaped arm rest
- Available as left-handed or right-handed
- Can be easily installed or removed with an allen wrench

GANGING BRACKET–STACKER

- Chair is equipped with simple to align and easy to assemble ganging device; works for ganging non-mobile armless to armless
- Separate metal ganging bracket (N45GB) can be specified when ganging non-mobile arm, armless, or tablet arm models
- N45GB comes with a display card for row and seat indication
- Ganging not recommended for mobile models
- Offered in black only

BOOKRACK

- Made of ⅝" and ¼" steel wire
- For convenient storage use, installs easily with simple clip-on method
- Offered in black only

GLIDES

- Durable hard black nylon glides are standard
- Become scratch-resistant protectors when stacking chairs
- Soft glides are available for an additional upcharge

CASTERS

- Durable casters work on multiple surfaces

TRANSPORT DOLLY

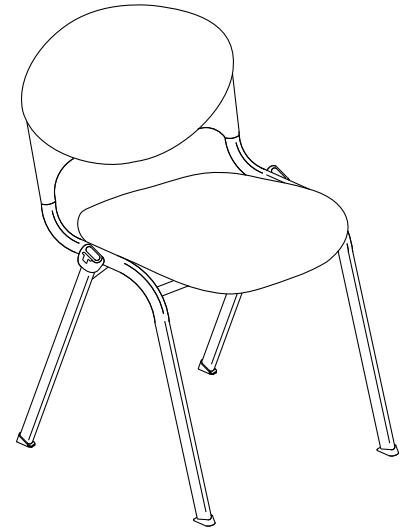
- 1" x 16-gauge tubular steel handle, 1¼" x 16-gauge tubular steel base
- 4" wheels with locks
- Foldable handle allows for storage
- Transport dolly not necessary for mobile models

FINISH

- Cinder and Platinum Metallic frames are finished with electrostatically baked-on powder coat paint

STACKING CAPABILITIES

CINCH MODEL	STACKED ON FLOOR	STACKED ON DOLLY
Plastic Stacker	15 High	12 High
Plastic Stacker w/Arms	5 High	N/A
Plastic Stacker w/ Small or Large Tablet Arms	Stacking Not Recommended	Stacking Not Recommended
Mobile Stacker	12 High	No Dolly Needed
Mobile Stacker w/Arms	4 High	N/A
Mobile Stacker w/ Small or Large Tablet Arms	Stacking Not Recommended	Stacking Not Recommended
Plastic Stacker w/Arms Upholstered Seats	Stacking Not Recommended	Stacking Not Recommended



All Cinch models meet TB133 fire code. No special indicator or upcharge required for plastic models. To order upholstered models to meet the TB133 fire code, specify an "F" at the end of the model number (Ex: N45AUF). For TB133 pricing, go to www.NationalOfficeFurniture.com/TB133 Please consult customer service for applicable Arc-Com, COM, Designtex, Maharam, Momentum, Stinson, or Ultrafabrics fabric.

FABRICS

- Grade 1 American Graffiti
- Cali
- Input
- Plush
- Ridge
- Stardust
- Vessel

- Grade 2 Bliss
- Brilliant
- COM
- Orbit
- Phrase
- Pixie
- Sedona
- Shenanigans
- Strand

- Grade 3 COL
- Jacks
- Pop Rocks

- Grade 4 Connect Four
- Echo
- Silvertex

- Grade 5 Mode

- Grade 6 Essence/Ultraleather

- Grade 7 Brisa
- Brisa Distressed
- Promessa
- Silica

- Grade L7 Davenport

- Grade L8 Florence
- Showcase

PLASTIC COLORS

- P02 Red
- P03 Blue
- P06 Pebble
- P07 Currant
- P08 Marshmallow
- P10 Black
- P11 Blueberry
- P12 Lemon
- P14 Lime
- P19 Brownie

FRAME COLORS

- 462 Cinder
- 501 Platinum Metallic

CASTERS

- STD Hard (standard)
- C4 Soft (add \$26 list per chair)

GLIDES

- STD Standard
- C30 Soft (add \$16 list per chair)

To You In 10 DAYS ...or Less
 Shaded model numbers are available on our "To You in 10 Days or Less" Quick Delivery program and will be delivered within 10 days.

TO ORDER, SPECIFY:

1. Model Number
 2. Back Plastic Color
 3. Seat Fabric Grade / Cover Number (when applicable)
 4. Seat Plastic Color (when applicable)
 5. Frame Color
 6. Casters (mobile models only)
 7. Glides (static models only)
- See page 57 for Cinch options

PLASTIC STACKER ARMLESS



Plastic Seat



Upholstered Seat

MODEL NO. GRADE / LIST PRICE

Quick Delivery Models: QN45APR, QN45AP, QN45AUR, QN45AU

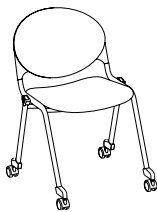
N45APR	Package of 1, Plastic	\$	258										
N45AP	Package of 4, Plastic		784										
				1	2/COM	3/COL	4	5	6	7	L7	L8	
N45AUR	Package of 1, Upholstered	\$	433	441	445	451	457	468	482	551	573		
N45AU	Package of 4, Upholstered		1315	1348	1362	1385	1410	1454	1511	1786	1874		

DIMENSIONS

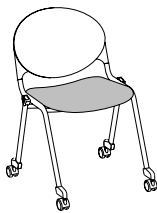
Width	21¾	Seat Height	18	Back Height	16½	Weight (1)	18
Depth	23¾	Seat Depth	17¾	Back Width	18½	Cubic Ft. (1)	13
Height	31	Seat Width	17¾			Weight (4)	65
						Cubic Ft. (4)	20

- Ordering (1) of model N45AP or N45AU will result in (1) carton being shipped, containing (4) chairs
- Pricing, weight and cubic ft. shown are per carton
- Each carton must have the same options
- Platinum Metallic frame option available for a \$29 list upcharge per chair (\$116 for package of 4)
- Soft glide option available for a \$16 list upcharge per chair (\$64 for package of 4)

PLASTIC STACKER MOBILE, ARMLESS



Plastic Seat



Upholstered Seat

Quick Delivery Model: QN45BPR, QN45BP, QN45BUR, QN45BU

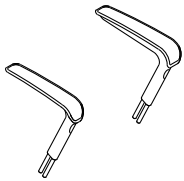
N45BPR	Package of 1, Plastic	\$	348										
N45BP	Package of 4, Plastic		1059										
				1	2/COM	3/COL	4	5	6	7	L7	L8	
N45BUR	Package of 1, Upholstered	\$	524	532	536	542	548	559	573	642	664		
N45BU	Package of 4, Upholstered		1588	1621	1635	1658	1683	1727	1784	2059	2147		

DIMENSIONS

Width	21¾	Seat Height	18	Back Height	16½	Weight (1)	18
Depth	25¾	Seat Depth	17¾	Back Width	18½	Cubic Ft. (1)	13
Height	31	Seat Width	17¾			Weight (4)	72
						Cubic Ft. (4)	20

- Ordering (1) of model N45BP or N45BU will result in (1) carton being shipped, containing (4) chairs
- Pricing, weight and cubic ft. shown are per carton
- Caster model not recommended for ganging
- Platinum Metallic frame option available for a \$29 list - per chair (\$116 for package of 4)
- Soft caster option available for a \$26 list upcharge per chair (\$104 for package of 4)

ARMS



MODEL NO.

GRADE / LIST PRICE

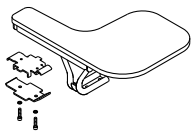
N45MAR	Platinum Metallic	\$ 153	Package of 1 Pair
N45MA	Platinum Metallic	500	Package of 4 Pairs
N45MMR	Cinder	126	Package of 1 Pair
N45MM	Cinder	375	Package of 4 Pairs

DIMENSIONS (Installed on Chair)

Width	22½	Seat Height	18	Seat Width	17¾	Weight (1)	5
Depth	25¼	Seat Depth	17¾	Arm Height	26	Cubic Ft. (1)	0.5
Height	31					Weight (4)	12
						Cubic Ft. (4)	0.73

- Ordering (1) of model N45MA or N45MM will result in (1) carton being shipped, containing (4) arm sets
- Pricing, weight and cubic ft. shown are per carton
- For use with Cinch stacking chair

STANDARD TABLET ARM



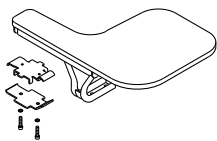
N45RTR	Right-Handed (as seated)	\$ 182	Package of 1
N45RT	Right-Handed (as seated)	546	Package of 4
N45LTR	Left-Handed (as seated)	182	Package of 1
N45LT	Left-Handed (as seated)	546	Package of 4

DIMENSIONS (Installed on Chair)

Width	25	Seat Height	18	Seat Width	17¾	Weight (1)	11
Depth	28	Seat Depth	17¾	Arm Height	28½	Cubic Ft. (1)	0.81
Height	31					Weight (4)	44
						Cubic Ft. (4)	2.5

- Ordering (1) of model N45RT or N45LT will result in (1) carton being shipped, containing (4) tablets
- P-shaped writing surface is 14¼" W x 10½" D
- Pricing, weight and cubic ft. shown are per carton
- Available in black only
- For use with Cinch stacking chair

OVERSIZED TABLET ARM



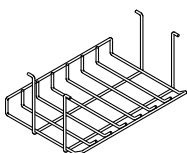
N45RT2R	Right-Handed (as seated)	\$ 272	Package of 1
N45RT2	Right-Handed (as seated)	825	Package of 4
N45LT2R	Left-Handed (as seated)	272	Package of 1
N45LT2	Left-Handed (as seated)	825	Package of 4

DIMENSIONS (Installed on Chair)

Width	25	Seat Height	18	Seat Width	17¾	Weight (1)	13
Depth	29½	Seat Depth	17¾	Arm Height	28½	Cubic Ft. (1)	0.81
Height	31					Weight (4)	61
						Cubic Ft. (4)	2.5

- Ordering (1) of model N45RT2 or N45LT2 will result in (1) carton being shipped, containing (4) tablets
- Oversized P-shaped writing surface is 16½" W x 12" D
- Pricing, weight and cubic ft. shown are per carton
- Available in black only
- For use with Cinch stacking chair

BOOKRACK



N45BKR	Black	\$ 84	Package of 1
N45BK	Black	251	Package of 4

DIMENSIONS

Width	17	Weight (1)	4
Depth	12¼	Cubic Ft. (1)	0.5
Height	7¾	Weight (4)	10
		Cubic Ft. (4)	1.5

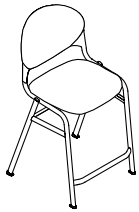
- Ordering (1) of model N45BK will result in (1) carton being shipped, containing (4) bookracks
- Pricing, weight and cubic ft. shown are per carton
- For use with Cinch stacking chair

To You In 10 DAYS ...or Less
 Shaded model numbers are available on our "To You in 10 Days or Less" Quick Delivery program and will be delivered within 10 days.

TO ORDER, SPECIFY:

1. Model Number
 2. Back Plastic Color
 3. Seat Fabric Grade / Cover Number (when applicable)
 4. Seat Plastic Color (when applicable)
 5. Frame Color
 6. Glides (static models only)
- See page 57 for Cinch options

PLASTIC COUNTER HEIGHT STOOL



MODEL NO. GRADE / LIST PRICE

Quick Delivery Models: QN45CCP, QN45CC2P

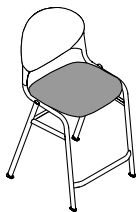
N45CCP	Package of 1	\$	470
N45CC2P	Package of 2		940

DIMENSIONS

Width	20½	Seat Height	24¼	Back Height	17½	Weight (1)	25
Depth	21¼	Seat Depth	17¾	Back Width	19	Cubic Ft. (1)	12.2
Height	38¾	Seat Width	17¾			Weight (2)	42
						Cubic Ft. (2)	14.7

- Platinum Metallic frame option available for a \$35 list upcharge per chair
- Stools cannot be used with arms, tablet arms, bookracks or ganging brackets
- Soft glide option available for a \$16 list upcharge per chair

PLASTIC COUNTER HEIGHT STOOL UPHOLSTERED SEAT



Quick Delivery Models: QN45CCU, QN45CC2U

		1	2/COM	3/COL	4	5	6	7	L7	L8	
N45CCU	Package of 1	\$	601	619	626	639	652	676	707	854	902
N45CC2U	Package of 2		1202	1220	1227	1240	1253	1277	1308	1455	1503

DIMENSIONS

Width	20½	Seat Height	24¼	Back Height	17½	Weight (1)	25
Depth	21¼	Seat Depth	17¾	Back Width	19	Cubic Ft. (1)	12.2
Height	38¾	Seat Width	17¾			Weight (2)	42
						Cubic Ft. (2)	14.7

- Platinum Metallic frame option available for a \$35 list upcharge per chair
- Stools cannot be used with arms, tablet arms, bookracks or ganging brackets
- Soft glide option available for a \$16 list upcharge per chair

**PLASTIC
BAR HEIGHT STOOL**



**MODEL
NO.**

GRADE / LIST PRICE

Quick Delivery Models: QN45CBP, QN45CB2P

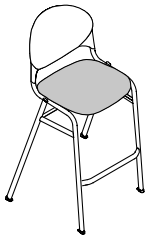
N45CBP	Package of 1	\$ 470
N45CB2P	Package of 2	940

DIMENSIONS

Width	20%	Seat Height	30%	Back Height	17	Weight (1)	27
Depth	22½	Seat Depth	17%	Back Width	19	Cubic Ft. (1)	16.5
Height	44¼	Seat Width	17%			Weight (2)	46
						Cubic Ft. (2)	19.5

- Platinum Metallic frame option available for a \$35 list upcharge per chair
- Stools cannot be used with arms, tablet arms, bookracks or ganging brackets
- Soft glide option available for a \$16 list upcharge per chair

**PLASTIC
BAR HEIGHT STOOL
UPHOLSTERED SEAT**



Quick Delivery Models: QN45CBU, QN45CB2U

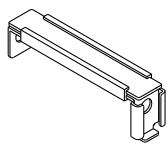
		1	2/COM	3/COL	4	5	6	7	L7	L8
N45CBU	Package of 1	\$ 601	619	626	639	652	676	707	854	902
N45CB2U	Package of 2	1202	1220	1227	1240	1253	1277	1308	1455	1503

DIMENSIONS

Width	20%	Seat Height	30%	Back Height	17	Weight (1)	27
Depth	22½	Seat Depth	17%	Back Width	19	Cubic Ft. (1)	16.5
Height	44¼	Seat Width	17%			Weight (2)	46
						Cubic Ft. (2)	19.5

- Platinum Metallic frame option available for a \$35 list upcharge per chair
- Stools cannot be used with arms, tablet arms, bookracks or ganging brackets
- Soft glide option available for a \$16 list upcharge per chair

GANGING BRACKET



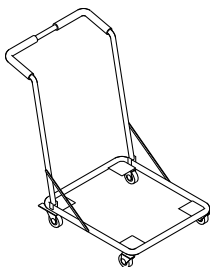
N45GB	Black	\$ 262	Package of 20
-------	-------	--------	---------------

DIMENSIONS

Width	4½	Weight	6
Depth	1	Cubic Ft.	0.10
Height	1¾		

- For use with non-mobile plastic stacker
- Only required if ganging arm or tablet models or in case additional space is needed between armless models
- Ordered and shipped (20) ganging brackets per carton
- Pricing, weight and cubic ft. shown are per carton
- Ordering (1) of model N45GB will result in (1) carton being shipped, containing (20) ganging brackets
- Bracket features a label for chair numbering

TRANSPORT DOLLY



N45TD	Black	\$ 467
-------	-------	--------

DIMENSIONS

Width	25¾	Weight	31
Depth	35½	Cubic Ft.	4.28
Height	38¾		

- For use with non-mobile plastic stacker
- Transport dolly is not needed for the mobile stacker; the weight of the stacked chairs will engage the casters for easy transport

CINCH TASK PRODUCT SPECIFICATIONS

FRAME CONSTRUCTION

- Frame is made of 1¼" x ⅝" thick steel for strength and durability
- Seat pan frame constructed of 10-gauge thick steel
- Back support brackets utilize ⅝" thick steel plates

SEAT AND BACK CONSTRUCTION

- Contoured, injection molded polypropylene seat and back
- Seat and backrest are attached to the frame with screws

UPHOLSTERED SEAT CONSTRUCTION

- ½" foam

ARM REST

- Die-cast aluminum arm upright covered with an (ABS) black plastic arm cap

CONTROL

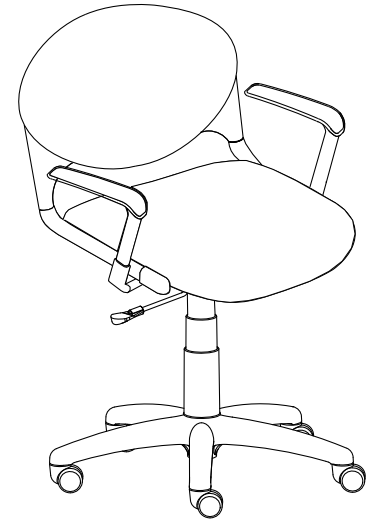
- Swivel control
- The pneumatic gas cylinder lift allows the seat to raise and lower

BASE AND CASTERS

- Nylon 5-prong base features glass filled nylon for beauty and a long life
- Black, hard double wheel casters, which work on multiple surfaces, are standard
- Black, soft double wheel casters are available for use on hard floors; upcharge applies to this option
- Platinum Metallic option features a cast aluminum base

FINISH

- Cinder and Platinum Metallic frames are finished with electrostatically baked-on powder coat paint



All Cinch Task models may be ordered to meet TB133 fire code.

To order seating to meet the TB133 fire code, specify an "F" at the end of the model number (Ex: N45HUF).

For TB133 pricing, go to www.NationalOfficeFurniture.com/TB133

Please consult customer service for applicable Arc-Com, COM, Designtex, Maharam, Momentum, Stinson, or Ultrafabrics fabric.

FABRICS

Grade 1	American Graffiti
	Cali
	Input
	Plush
	Ridge
Grade 2	Stardust
	Vessel
	Bliss
	Brilliant
	COM
	Orbit
Grade 3	Phrase
	Pixie
	Sedona
	Shenanigans
	Strand

Grade 3	COL
	Jacks
	Pop Rocks
Grade 4	Connect Four
	Echo
	Silvertex
	Mode

Grade 6	Essence/Ultraleather
Grade 7	Brisa
	Brisa Distressed
	Promessa
	Silica
Grade L7	Davenport
Grade L8	Florence Showcase

PLASTIC COLORS

P02	Red
P03	Blue
P06	Pebble
P07	Currant
P08	Marshmallow
P10	Black
P11	Blueberry
P12	Lemon
P14	Lime
P19	Brownie

FRAME COLORS

462	Cinder
501	Platinum Metallic

CASTERS

C15	Hard (standard)
C2	Soft (add \$26 list)

To You In 10 DAYS ...or Less
 Shaded model numbers are available on our "To You in 10 Days or Less" Quick Delivery program and will be delivered within 10 days.

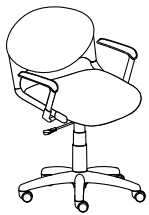
TO ORDER, SPECIFY:

1. Model Number
 2. Back Plastic Color
 3. Seat Fabric Grade / Cover Number (when applicable)
 4. Seat Plastic Color (when applicable)
 5. Frame Color
 6. Casters
- See page 63 for Cinch options

PLASTIC TASK

MODEL NO. GRADE / LIST PRICE

Quick Delivery Models: QN45HP, QN45HPL



Arms

N45HP	Arms	\$	615
N45HPL	Armless		498

DIMENSIONS

Arm Width	24¾	Seat Height	15¼-20¼	Arm Height	23¾-28¼	Arm Weight	31
Armless Width	24¾	Seat Depth	17¾	Back Height	16½	Armless Weight	27
Depth	23½	Seat Width	17¾	Back Width	18½	Cubic Ft.	14.3
Height	29¾-34¾						

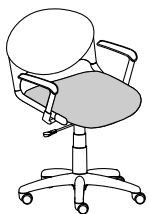
• Platinum Metallic frame option with cast aluminum base available for a \$110 list upcharge



Armless

PLASTIC TASK UPHOLSTERED SEAT

Quick Delivery Models: QN45HU, QN45HUL



Arms

			1	2/COM	3/COL	4	5	6	7	L7	L8
N45HU	Arms	\$	744	752	756	762	768	779	793	862	884
N45HUL	Armless		627	635	639	645	651	662	676	745	767

DIMENSIONS

Arm Width	24¾	Seat Height	15¼-20¼	Arm Height	23¾-28¼	Arm Weight	31
Armless Width	24¾	Seat Depth	17¾	Back Height	16½	Armless Weight	27
Depth	23½	Seat Width	17¾	Back Width	18½	Cubic Ft.	14.3
Height	29¾-34¾						

• Platinum Metallic frame option with cast aluminum base available for a \$110 list upcharge



Armless

PLASTIC TASK STOOL

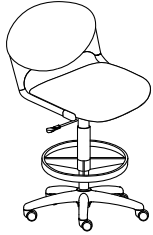
MODEL NO.

GRADE / LIST PRICE

Quick Delivery Models: QN45JP, QN45JPL



Arms



Armless

N45JP	Arms	\$	744
N45JPL	Armless		627

DIMENSIONS

Arm Width	24¼	Seat Height	21¾-31¾	Arm Height	29¾-39¾	Arm Weight	41
Armless Width	24¼	Seat Depth	17¾	Back Height	16½	Armless Weight	36
Depth	23½	Seat Width	17¾	Back Width	18½	Cubic Ft.	16.7
Height	36¾-46¾						

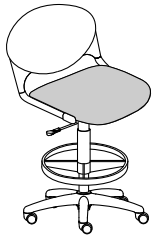
- Platinum Metallic frame option with cast aluminum base available for a \$110 list upcharge

PLASTIC TASK STOOL UPHOLSTERED SEAT

Quick Delivery Models: QN45JU, QN45JUL



Arms



Armless

			1	2/COM	3/COL	4	5	6	7	L7	L8
N45JU	Arms	\$	872	880	884	890	896	907	921	990	1012
N45JUL	Armless		755	763	767	773	779	790	804	873	895

DIMENSIONS

Arm Width	24¼	Seat Height	21¾-31¾	Arm Height	29¾-39¾	Arm Weight	41
Armless Width	24¼	Seat Depth	17¾	Back Height	16½	Armless Weight	36
Depth	23½	Seat Width	17¾	Back Width	18½	Cubic Ft.	16.7
Height	36¾-46¾						

- Platinum Metallic frame option with cast aluminum base available for a \$110 list upcharge

CINCH BEAM PRODUCT SPECIFICATIONS

BEAM FRAME CONSTRUCTION

- Frame features 1½" x 3¼" rectangular steel tube for strength and durability
- Leg uprights feature 1½" x 3¼" oval steel tube

CHAIR KIT CONSTRUCTION

- Frame is made of 1¼" x ⅝" thick steel for strength and durability
- Cross members are constructed of ¾" x 15-gauge thick steel
- Back support brackets utilize ⅝" thick steel plates

SEAT AND BACK CONSTRUCTION

- Contoured, injection molded polypropylene seat and back
- Seat features metal attachment plate for strength and durability
- Backrest is attached to the frame with screws

UPHOLSTERED SEAT CONSTRUCTION

- ½" foam

ARM REST

- Die-cast aluminum arm upright covered with a black urethane arm cap

TABLET ARMS

- ¾" thick black laminated MDF hinged surface mounted on die-cast aluminum V-shaped arm rest
- 21" W x 13½" D writing surface
- Available as right-handed only

TABLE

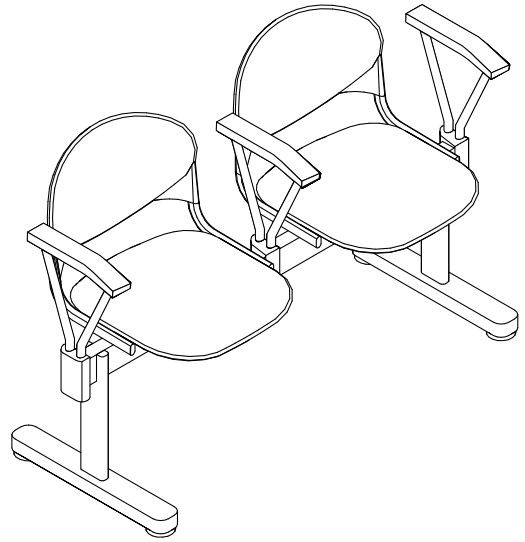
- ¾" thick black thermofoil MDF surface
- 17¾" x 17¾" writing surface

GLIDES

- Durable hard black nylon adjustable glides are standard
- Soft glides are available for an additional upcharge

FINISH

- Cinder and Platinum Metallic frames are finished with electrostatically baked-on powder coat paint



All Cinch Beam models may be ordered to meet TB133 fire code.

To order seating to meet the TB133 fire code, specify an "F" at the end of the model number (Ex: N45U1F).

For TB133 pricing, go to www.NationalOfficeFurniture.com/TB133

Please consult customer service for applicable Arc-Com, COM, Designtex, Maharam, Momentum, Stinson, or Ultrafabrics fabric.

FABRICS

- Grade 1 **American Graffiti**
- Cali
- Input
- Plush
- Ridge
- Stardust
- Vessel

- Grade 2 **Bliss**
- Brilliant
- COM
- Orbit
- Phrase
- Pixie
- Sedona
- Shenanigans
- Strand

- Grade 3 **COL**
- Jacks
- Pop Rocks

- Grade 4 **Connect Four**
- Echo
- Silvertex

- Grade 5 **Mode**

- Grade 6 **Essence/Ultraleather**

- Grade 7 **Brisa**
- Brisa Distressed
- Promessa
- Silica

- Grade L7 **Davenport**

- Grade L8 **Florence**
- Showcase

PLASTIC COLORS

- P02 Red
- P03 Blue
- P06 Pebble
- P07 Currant
- P08 Marshmallow
- P10 Black
- P11 Blueberry
- P12 Lemon
- P14 Lime
- P19 Brownie

FRAME COLORS

- 462 Cinder
- 501 Platinum Metallic



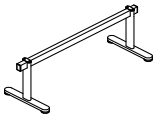
**To You In
10 DAYS
...or Less**

Shaded model numbers are available on our "To You in 10 Days or Less" Quick Delivery program and will be delivered within 10 days.

TO ORDER, SPECIFY:

- 1. Model Number
- See page 67 for Cinch options

2-SEAT BEAM



MODEL NO. GRADE / LIST PRICE

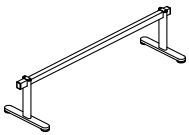
N45K2B	Black	\$	527
N45K2P	Platinum Metallic		551

DIMENSIONS

Width	48	Weight	23.5
Depth	23	Cubic Ft.	1.25

- Beams can be configured by using any combination of chair, table, tablet and arm kits

3-SEAT BEAM



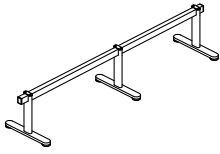
N45K3B	Black	\$	761
N45K3P	Platinum Metallic		797

DIMENSIONS

Width	72	Weight	25
Depth	23	Cubic Ft.	1.35

- Beams can be configured by using any combination of chair, table, tablet and arm kits

4-SEAT BEAM



MODEL NO.

GRADE / LIST PRICE

N45K4B	Black	\$	995
N45K4P	Platinum Metallic		1031

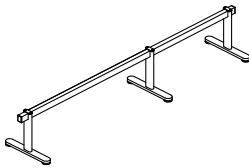
DIMENSIONS

Width	96
Depth	23

Weight	35
Cubic Ft.	2.21

- Beams can be configured by using any combination of chair, table, tablet and arm kits

5-SEAT BEAM



N45K5B	Black	\$	1228
N45K5P	Platinum Metallic		1264

DIMENSIONS

Width	120
Depth	23

Weight	37
Cubic Ft.	2.32

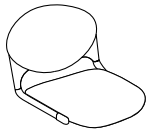
- Beams can be configured by using any combination of chair, table, tablet and arm kits

To You In 10 DAYS ...or Less
 Shaded model numbers are available on our "To You in 10 Days or Less" Quick Delivery program and will be delivered within 10 days.

TO ORDER, SPECIFY:

1. Model Number
 2. Back Plastic Color
 3. Seat Fabric Grade / Cover Number (when applicable)
 4. Seat Plastic Color (when applicable)
 5. Frame Color
- See page 67 for Cinch options

BEAM CHAIR KITS PLASTIC



MODEL NO. GRADE / LIST PRICE

Quick Delivery Models: QN45P1, QN45P2, QN45P3

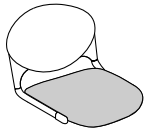
N45P1	1 - Chair Kit, Plastic	\$	321
N45P2	2 - Chair Kit, Plastic		645
N45P3	3 - Chair Kit, Plastic		966

DIMENSIONS (Installed on Beam)

Height	32½	Seat Height	18¼	Back Height	16½	1 Chair Kit	
Depth	23	Seat Depth	17¾	Back Width	18½	Weight	18
		Seat Width	17¾			Cubic Ft.	6.7
						2 Chair Kit	
						Weight	33
						Cubic Ft.	7.7
						3 Chair Kit	
						Weight	47
						Cubic Ft.	8.8

- Platinum Metallic frame option available for a \$29 list upcharge, per chair; N45P1 = \$29, N45P2 = \$58, N45P3 = \$87
- Chairs attach to the beam, hardware included

BEAM CHAIR KITS UPHOLSTERED



Quick Delivery Models: QN45U1, QN45U2, QN45U3

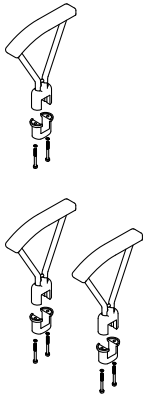
			1	2/COM	3/COL	4	5	6	7	L7	L8
N45U1	1 - Chair Kit, Upholstered	\$	410	418	422	428	434	445	459	528	550
N45U2	2 - Chair Kit, Upholstered		820	836	843	855	867	890	918	1055	1100
N45U3	3 - Chair Kit, Upholstered		1228	1252	1263	1281	1299	1332	1375	1581	1647

DIMENSIONS (Installed on Beam)

Height	32½	Seat Height	18¼	Back Height	16½	1 Chair Kit	
Depth	23	Seat Depth	17¾	Back Width	18½	Weight	18
		Seat Width	17¾			Cubic Ft.	6.7
						2 Chair Kit	
						Weight	33
						Cubic Ft.	7.7
						3 Chair Kit	
						Weight	47
						Cubic Ft.	8.8

- Platinum Metallic frame option available for a \$29 list upcharge, per chair; N45U1 = \$29, N45U2 = \$58, N45U3 = \$87
- Chairs attach to the beam, hardware included

BEAM ARM KIT



MODEL NO.

GRADE / LIST PRICE

N45MBB	Black, Package of 1	\$	147
N45MCB	Black, Package of 2		293
N45MBP	Platinum Metallic, Package of 1		183
N45MCP	Platinum Metallic, Package of 2		329

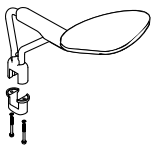
DIMENSIONS (Installed on Beam)

Arm Height 26¾

1 Arm Kit
Weight 6
Cubic Ft. 0.50
2 Arm Kit
Weight 10
Cubic Ft. 0.60

- Arms attach to the beam with U-bracket, included in kit

BEAM TABLET KIT



N45TB	Black	\$	205
N45TP	Platinum Metallic		241

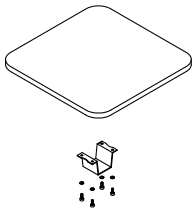
DIMENSIONS (Installed on Beam)

Tablet Height 28¾

Weight 11
Cubic Ft. 0.81

- Tablet folds down to side of arm when not in use
- Right-handed tablet only
- Tablet arms attach to the beam with U-bracket, included in kit
- Tablet writing surface is 21" W x 13½" D

BEAM TABLE KIT



N45TAB	Black Bracket	\$	321
N45TAP	Platinum Metallic Bracket		358

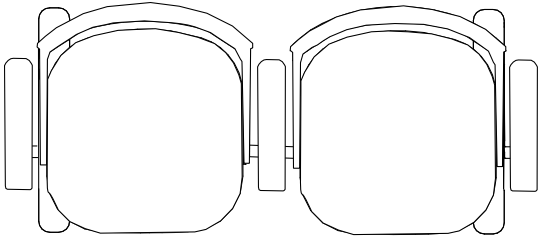
DIMENSIONS (Installed on Beam)

Table Height 18½
Table Width 17¾
Table Depth 17¾

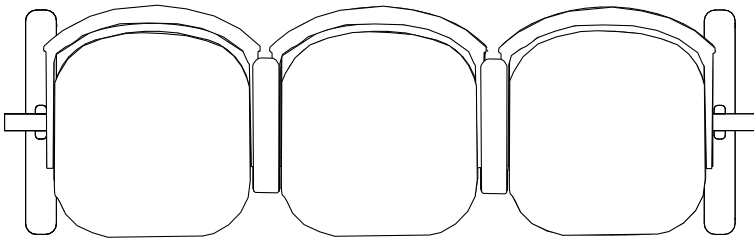
Weight 20
Cubic Ft. 1.12

- Tables attach to the beam with U-bracket, included in kit
- Black thermofoil surface

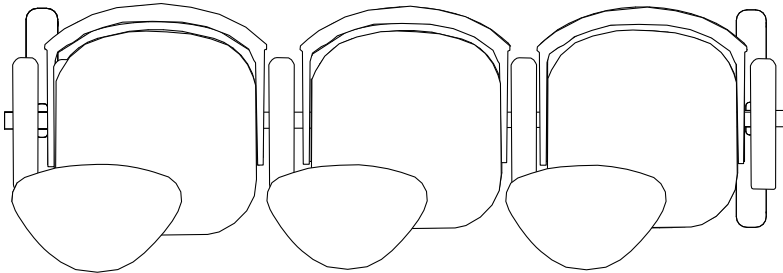
CINCH BEAM CONFIGURATIONS



- 1) N45K2B 2-Seat Beam
- 1) N45P2 2-Chair Kit - Plastic
- 1) N45MBB Beam Arm Kit - package of 1
- 1) N45MCB Beam Arm Kit - package of 2

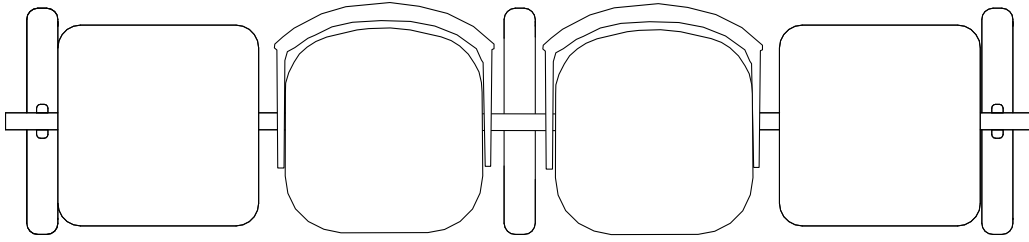


- 1) N45K3B 3-Seat Beam
- 1) N45P3 3-Chair Kit - Plastic
- 1) N45MCB Beam Arm Kit - package of 2

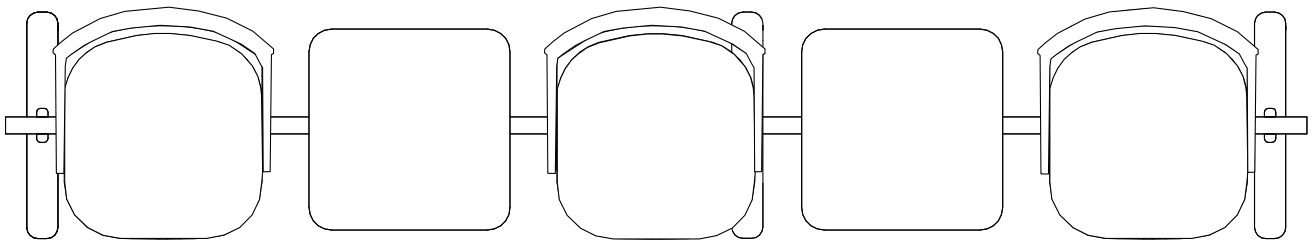


- 1) N45K3B 3-Seat Beam
- 1) N45P3 3-Chair Kit - Plastic
- 3) N45TB Beam Tablet Kit (right-handed only)
- 1) N45MBB Beam Arm Kit - package of 1

CINCH BEAM CONFIGURATIONS



- 1) N45K4B 4-Seat Beam
- 1) N45P2 2-Chair Kit - Plastic
- 2) N45TAB Beam Table Kit



- 1) N45K5B 5-Seat Beam
- 1) N45P1 1-Chair Kit - Plastic
- 1) N45P2 2-Chair Kit - Plastic
- 2) N45TAB Beam Table Kit

COM YARDAGE REQUIREMENTS

COM YARDAGE REQUIREMENTS (54" WIDTH – CUT UP THE ROLL)

MODEL	RAILROADED Contact customer service 800-482-1717 for ydg requirements	NON DIRECTIONAL OR SOLID	1"-4" REPEAT	5"-11" REPEAT	12"-18" REPEAT	COL SQUARE FEET
			4" VERTICAL X 4" HORIZONTAL	11" VERTICAL X 11" HORIZONTAL	18" VERTICAL X 18" HORIZONTAL	
N10BBRD48		4.40				87.5
N10BBTS55		3.50				67.5
N10FPSQ2424		1.40	3.00	4.30	6.00	27.7
N10FPSQ2424X	Seat	0.90	1.00	1.50	1.50	16.1
	Upholstery	0.90	2.00	3.30	5.30	16.7
	Piping	0.30	0.30	0.30	0.30	6.0
N10FPSQ3030		2.20	3.00	4.30	6.00	43.2
N10FPSQ3030X	Seat	1.00	1.30	1.50	1.50	20.0
	Upholstery	1.40	2.00	3.30	5.30	26.6
	Piping	1.90	1.90	1.90	1.90	8.0
N10FPSQ3636		2.40	3.00	4.30	7.30	47.6
N10FPSQ3636X	Seat	1.20	1.30	1.50	2.30	23.3
	Upholstery	1.40	2.00	3.30	5.80	26.6
	Piping	2.20	2.20	2.20	2.20	10.0
N10PBL1806		0.60	0.70	0.70	0.90	12
N10PBL1806X	Upholstery	0.60	0.70	0.70	0.90	6
	Accent	0.30	0.30	0.50	0.70	3
N10PBL1806P		0.60	0.70	0.70	0.90	12
N10PBL1806PX	Upholstery	0.60	0.70	0.70	0.90	6
	Piping	0.10	0.10	0.10	0.10	2
	Accent	0.30	0.30	0.50	0.70	3
N10PSQ1414		0.60	0.70	0.70	0.80	12
N10PSQ1414X	Upholstery	0.60	0.70	0.70	0.80	6
	Back	0.60	0.70	0.70	0.80	6
N10PSQ1414P		0.70	0.70	0.70	0.80	14
N10PSQ1414PX	Upholstery	0.60	0.70	0.70	0.80	6
	Back	0.60	0.70	0.70	0.80	6
	Piping	0.10	0.10	0.10	0.10	2
N10PSQ1414B		0.60	0.70	0.70	0.80	12
N10PSQ1414BX	Upholstery	0.60	0.70	0.70	0.80	6
	Back	0.60	0.70	0.70	0.80	6
	Accent	0.10	0.10	0.10	0.10	1
N10PSQ1414BP		0.70	0.70	0.70	0.80	14
N10PSQ1414BPX	Upholstery	0.60	0.70	0.70	0.80	6
	Back	0.60	0.70	0.70	0.80	6
	Piping	0.10	0.10	0.10	0.10	2
	Accent	0.10	0.10	0.10	0.10	1
N10PSQ1616		0.70	0.80	1.10	2.00	13
N10PSQ1616X	Upholstery	0.70	0.80	1.10	1.30	7
	Back	0.70	0.80	1.10	1.30	7
N10PSQ1616P		0.70	1.10	1.10	2.00	14
N10PSQ1616PX	Upholstery	0.70	0.80	1.10	1.30	7
	Back	0.70	0.80	1.10	1.30	7
	Piping	0.20	0.20	0.20	0.20	4
N10PSQ1616B		0.70	0.80	1.10	2.00	13
N10PSQ1616BX	Upholstery	0.70	0.80	1.10	1.30	7
	Back	0.70	0.80	1.10	1.30	7
	Accent	0.20	0.20	0.20	0.20	1
N10PSQ1616BP		0.70	0.80	1.10	2.00	14
N10PSQ1616PBX	Upholstery	0.70	0.80	1.10	1.30	7
	Back	0.70	0.80	1.10	1.30	7
	Piping	0.20	0.20	0.20	0.20	4
	Accent	0.20	0.20	0.20	0.20	1
N10PSQ1818		0.70	0.90	1.70	2.40	14
N10PSQ1818X	Upholstery	0.70	0.90	1.00	1.30	8
	Back	0.70	0.90	1.00	1.30	8
N10PSQ1818P		0.80	0.90	1.70	2.40	13

COM YARDAGE REQUIREMENTS

COM YARDAGE REQUIREMENTS (54" WIDTH – CUT UP THE ROLL)

MODEL	RAILOADED Contact customer service 800-482-1717 for ydg requirements	NON DIRECTIONAL OR SOLID	1"-4" REPEAT	5"-11" REPEAT	12"-18" REPEAT	COL SQUARE FEET
			4" VERTICAL X 4" HORIZONTAL	11" VERTICAL X 11" HORIZONTAL	18" VERTICAL X 18" HORIZONTAL	
N10PSQ1818PX	Upholstery	0.70	0.90	1.00	1.30	8
	Back	0.70	0.90	1.00	1.30	8
	Piping	0.20	0.20	0.20	0.20	4
N10PSQ1818B		0.70	0.90	1.70	2.40	14
N10PSQ1818BX	Upholstery	0.70	0.90	1.00	1.30	8
	Back	0.70	0.90	1.00	1.30	8
	Accent	0.20	0.20	0.20	0.20	1
N10PSQ1818BP		0.80	0.90	1.70	2.40	15
N10PSQ1818PBX	Upholstery	0.70	0.90	1.00	1.30	8
	Back	0.70	0.90	1.00	1.30	8
	Piping	0.20	0.20	0.20	0.20	13
	Accent	0.20	0.20	0.20	0.20	1
N10PRT1508		0.40	0.50	0.60	1.30	8
N10PRT1508X	Upholstery	0.40	0.50	0.60	0.80	4
	Back	0.40	0.50	0.60	0.80	4
N10PRT1508L, N10PRT1508R, N10PRT1508C		0.40	0.50	0.60	1.30	8
N10PRT1508LX, N10PRT1508RX, N10PRT1508CX	Upholstery	0.40	0.50	0.60	0.80	4
	Back	0.40	0.50	0.60	0.80	4
	Accent	0.40	0.50	0.60	0.80	4
N10PRT1508P		0.50	0.50	0.60	1.30	10
N10PRT1508PX	Upholstery	0.40	0.50	0.60	0.80	4
	Back	0.40	0.50	0.60	0.80	4
	Piping	0.10	0.10	0.10	0.10	2
N10PRT1508LP, N10PRT1508RP, N10PRT1508CP		0.50	0.50	0.60	1.30	10
N10PRT1508LPX, N10PRT1508RPX, N10PRT1508CPX	Upholstery	0.40	0.50	0.60	0.80	4
	Back	0.40	0.50	0.60	0.80	4
	Piping	0.10	0.10	0.10	0.10	2
	Accent	0.40	0.50	0.60	0.80	4
N10PWD1816		0.90	1.20	1.50	1.80	18
N10PWD1816X	Upholstery	0.70	0.70	1.00	1.20	7
	Back	0.60	0.60	0.90	0.80	6
	Accent	0.60	0.60	0.90	0.80	6
N10PWD2116		1.10	1.20	1.50	1.80	22
N10PWD2116X	Upholstery	0.70	0.70	1.00	1.20	7
	Back	0.60	0.60	0.90	0.80	6
	Accent	0.60	0.60	0.90	0.80	6
N10PWD2416		1.20	1.50	1.90	1.80	24
N10PWD2416X	Upholstery	0.70	0.70	1.00	1.20	7
	Back	0.60	0.60	0.90	0.80	6
	Accent	0.60	0.60	0.90	0.80	6
N10PBL1806		0.60	0.70	0.70	0.90	12
N10PBL1806X	Upholstery	0.60	0.70	0.70	0.90	6
	Accent	0.30	0.30	0.50	0.70	3
N10PBL1806P		0.60	0.70	0.70	0.90	12
N10PBL1806PX	Upholstery	0.60	0.70	0.70	0.90	6
	Piping	0.10	0.10	0.10	0.10	2
	Accent	0.30	0.30	0.50	0.70	3
N12AAC(S)		1.20	1.50	1.90	2.10	24
N12AAY		1.20	1.50	1.90	2.10	24
N12AR		1.20	1.50	1.90	2.10	24
N12ARS		1.20	1.50	1.90	2.10	24
N12ARY		1.20	1.50	1.90	2.10	24
N12BBC(S)		1.50	1.70	2.00	3.00	31

COM YARDAGE

COM YARDAGE REQUIREMENTS

COM YARDAGE REQUIREMENTS (54" WIDTH – CUT UP THE ROLL)

MODEL	RAILOADED	NON DIRECTIONAL OR SOLID	1"-4" REPEAT	5"-11" REPEAT	12"-18" REPEAT	COL SQUARE FEET
	Contact customer service 800-482-1717 for ydg requirements		4" VERTICAL X 4" HORIZONTAL	11" VERTICAL X 11" HORIZONTAL	18" VERTICAL X 18" HORIZONTAL	
N12BBY		1.50	1.70	2.00	3.00	31
N12BR		1.50	1.70	2.00	3.00	31
N12BRS		1.50	1.70	2.00	3.00	31
N12BRY		1.50	1.70	2.00	3.00	31
N12CCC(S)		1.20	1.50	1.90	2.10	24
N12CCY		1.20	1.50	1.90	2.10	24
N12CR		1.20	1.50	1.90	2.10	24
N12CRS		1.20	1.50	1.90	2.10	24
N12CRY		1.20	1.50	1.90	2.10	24
N12DDC(S)		1.50	1.70	2.00	3.00	31
N12DDY		1.50	1.70	2.00	3.00	31
N12DR		1.50	1.70	2.00	3.00	31
N12DRS		1.50	1.70	2.00	3.00	31
N12DRY		1.50	1.70	2.00	3.00	31
N12EEC(S)		1.30	1.50	2.00	2.10	26
N12ER		1.30	1.50	2.00	2.10	26
N12ERS		1.30	1.50	2.00	2.10	26
N12HHC(S)		1.60	1.70	2.50	3.00	33
N12HR		1.60	1.70	2.50	3.00	33
N12HRS		1.60	1.70	2.50	3.00	33
N12JJC(S)		1.20	1.50	1.90	2.10	24
N12JJCE		1.20	1.50	1.90	2.10	24
N12JJCES		1.20	1.50	1.90	2.10	24
N12JJY		1.20	1.50	1.90	2.10	24
N12JJYE		1.20	1.50	1.90	2.10	24
N12JR		1.20	1.50	1.90	2.10	24
N12JRE		1.20	1.50	1.90	2.10	24
N12JRES		1.20	1.50	1.90	2.10	24
N12JRS		1.20	1.50	1.90	2.10	24
N12JRY		1.20	1.50	1.90	2.10	24
N12JRYE		1.20	1.50	1.90	2.10	24
N12KKC(S)		1.50	1.70	2.00	3.00	31
N12KKCE		1.50	1.70	2.00	3.00	31
N12KKCES		1.50	1.70	2.00	3.00	31
N12KKY		1.50	1.70	2.00	3.00	31
N12KKYE		1.50	1.70	2.00	3.00	31
N12KR		1.50	1.70	2.00	3.00	31
N12KRE		1.50	1.70	2.00	3.00	31
N12KRES		1.50	1.70	2.00	3.00	31
N12KRS		1.50	1.70	2.00	3.00	31
N12KRY		1.50	1.70	2.00	3.00	31
N12KRYE		1.50	1.70	2.00	3.00	31
N12MMC(S)		1.30	1.50	2.00	2.10	26
N12MMCE		1.30	1.50	2.00	2.10	26
N12MMCES		1.30	1.50	2.00	2.10	26
N12MR		1.30	1.50	2.00	2.10	26
N12MRE		1.30	1.50	2.00	2.10	26
N12MRES		1.30	1.50	2.00	2.10	26
N12MRS		1.30	1.50	2.00	2.10	26
N12PPC(S)		1.60	1.70	2.50	3.00	33
N12PPCE		1.60	1.70	2.50	3.00	33
N12PPCES		1.60	1.70	2.50	3.00	33

COM YARDAGE REQUIREMENTS

COM YARDAGE REQUIREMENTS (54" WIDTH – CUT UP THE ROLL)

MODEL	RAILROADED Contact customer service 800-482-1717 for ydg requirements	NON DIRECTIONAL OR SOLID	1"-4" REPEAT	5"-11" REPEAT	12"-18" REPEAT	COL SQUARE FEET
	4" VERTICAL X 4" HORIZONTAL		11" VERTICAL X 11" HORIZONTAL	18" VERTICAL X 18" HORIZONTAL		
N12PR		1.60	1.70	2.50	3.00	33
N12PRE		1.60	1.70	2.50	3.00	33
N12PRES		1.60	1.70	2.50	3.00	33
N12PRS		1.60	1.70	2.50	3.00	33
N12QQ		1.40	1.60	2.20	3.00	28
N12RR		1.10	1.50	1.90	2.00	22
N13CCC(S)		1.20	1.50	1.90	2.10	24
N13CCY		1.20	1.50	1.90	2.10	24
N13CR		1.20	1.50	1.90	2.10	24
N13CRS		1.20	1.50	1.90	2.10	24
N13CRY		1.20	1.50	1.90	2.10	24
N13DDC(S)		1.50	1.70	2.00	3.00	31
N13DDY		1.50	1.70	2.00	3.00	31
N13DR		1.50	1.70	2.00	3.00	31
N13DRS		1.50	1.70	2.00	3.00	31
N13DRY		1.50	1.70	2.00	3.00	31
N13EEC(S)		1.30	1.50	2.00	2.10	26
N13ER		1.30	1.50	2.00	2.10	26
N13ERS		1.30	1.50	2.00	2.10	26
N13HHC(S)		1.60	1.70	2.50	3.00	33
N13HR		1.60	1.70	2.50	3.00	33
N13HRS		1.60	1.70	2.50	3.00	33
N13JJC(S)		1.20	1.50	1.90	2.10	24
N13JJY		1.20	1.50	1.90	2.10	24
N13JR		1.20	1.50	1.90	2.10	24
N13JRS		1.20	1.50	1.90	2.10	24
N13JRY		1.20	1.50	1.90	2.10	24
N13KKC(S)		1.50	1.70	2.00	3.00	31
N13KKY		1.50	1.70	2.00	3.00	31
N13KR		1.50	1.70	2.00	3.00	31
N13KRS		1.50	1.70	2.00	3.00	31
N13KRY		1.50	1.70	2.00	3.00	31
N13MMC(S)		1.30	1.50	2.00	2.10	26
N13MR		1.30	1.50	2.00	2.10	26
N13MRS		1.30	1.50	2.00	2.10	26
N13PPC(S)		1.60	1.70	2.50	3.00	33
N13PR		1.60	1.70	2.50	3.00	33
N13PRS		1.60	1.70	2.50	3.00	33
N14AAC(S)		1.20	1.50	1.90	2.10	24
N14AAY		1.20	1.50	1.90	2.10	24
N14AR		1.20	1.50	1.90	2.10	24
N14ARS		1.20	1.50	1.90	2.10	24
N14ARY		1.20	1.50	1.90	2.10	24
N14BBC(S)		1.50	1.70	2.00	3.00	31
N14BBY		1.50	1.70	2.00	3.00	31
N14BR		1.50	1.70	2.00	3.00	31
N14BRS		1.50	1.70	2.00	3.00	31
N14BRY		1.50	1.70	2.00	3.00	31
N14CCC(S)		1.20	1.50	1.90	2.10	24
N14CCY		1.20	1.50	1.90	2.10	24
N14CR		1.20	1.50	1.90	2.10	24
N14CRS		1.20	1.50	1.90	2.10	24

COM YARDAGE

COM YARDAGE REQUIREMENTS

COM YARDAGE REQUIREMENTS (54" WIDTH – CUT UP THE ROLL)

MODEL	RAILROADED Contact customer service 800-482-1717 for ydg requirements	NON DIRECTIONAL OR SOLID	1"-4" REPEAT	5"-11" REPEAT	12"-18" REPEAT	COL SQUARE FEET
			4" VERTICAL X 4" HORIZONTAL	11" VERTICAL X 11" HORIZONTAL	18" VERTICAL X 18" HORIZONTAL	
N14CRY		1.20	1.50	1.90	2.10	24
N14DDC(S)		1.50	1.70	2.00	3.00	31
N14DDY		1.50	1.70	2.00	3.00	31
N14DR		1.50	1.70	2.00	3.00	31
N14DRS		1.50	1.70	2.00	3.00	31
N14DRY		1.50	1.70	2.00	3.00	31
N14EEC(S)		1.30	1.50	2.00	2.10	26
N14ER		1.30	1.50	2.00	2.10	26
N14ERS		1.30	1.50	2.00	2.10	26
N14HHC(S)		1.60	1.70	2.50	3.00	33
N14HR		1.60	1.70	2.50	3.00	33
N14HRS		1.60	1.70	2.50	3.00	33
N14JJC(S)		1.20	1.50	1.90	2.10	24
N14JJY		1.20	1.50	1.90	2.10	24
N14JR		1.20	1.50	1.90	2.10	24
N14JRS		1.20	1.50	1.90	2.10	24
N14JRY		1.20	1.50	1.90	2.10	24
N14KKC(S)		1.50	1.70	2.00	3.00	31
N14KKY		1.50	1.70	2.00	3.00	31
N14KR		1.50	1.70	2.00	3.00	31
N14KRS		1.50	1.70	2.00	3.00	31
N14KRY		1.50	1.70	2.00	3.00	31
N14MMC(S)		1.30	1.50	2.00	2.10	26
N14MR		1.30	1.50	2.00	2.10	26
N14MRS		1.30	1.50	2.00	2.10	26
N14PPC(S)		1.60	1.70	2.50	3.00	33
N14PR		1.60	1.70	2.50	3.00	33
N14PRS		1.60	1.70	2.50	3.00	33
N14QQ		1.40	1.60	2.20	3.00	28
N14RR		1.20	1.50	1.90	2.00	22
N15AAY		0.90	1.10	1.30	1.20	18
N15ARY		0.90	1.10	1.30	1.20	18
N15CCY		0.90	1.10	1.30	1.20	18
N15CRY		0.90	1.10	1.30	1.20	18
N15EE		0.90	1.10	1.30	1.20	18
N15EES		0.90	1.10	1.30	1.20	18
N15ER		0.90	1.10	1.30	1.20	18
N15ERS		0.90	1.10	1.30	1.20	18
N15GG		0.90	1.10	1.30	1.20	18
N15GGS		0.90	1.10	1.30	1.20	18
N15GR		0.90	1.10	1.30	1.20	18
N15GRS		0.90	1.10	1.30	1.20	18
N15HH		0.90	1.10	1.30	1.20	18
N15HHS		0.90	1.10	1.30	1.20	18
N15HR		0.90	1.10	1.30	1.20	18
N15HRS		0.90	1.10	1.30	1.20	18
N15JJY		0.90	1.10	1.30	1.20	18
N15JJYE		0.90	1.10	1.30	1.20	18
N15JRY		0.90	1.10	1.30	1.20	18
N15JRYE		0.90	1.10	1.30	1.20	18
N15LL		0.90	1.10	1.30	1.20	18
N15LLS		0.90	1.10	1.30	1.20	18

COM YARDAGE REQUIREMENTS

COM YARDAGE REQUIREMENTS (54" WIDTH – CUT UP THE ROLL)

MODEL	RAILROADED Contact customer service 800-482-1717 for ydg requirements	NON DIRECTIONAL OR SOLID	1"-4" REPEAT 4" VERTICAL X 4" HORIZONTAL	5"-11" REPEAT 11" VERTICAL X 11" HORIZONTAL	12"-18" REPEAT 18" VERTICAL X 18" HORIZONTAL	COL SQUARE FEET
	N15LR		0.90	1.10	1.30	1.20
N15LRS		0.90	1.10	1.30	1.20	18
N15MM		0.90	1.10	1.30	1.20	18
N15MME		0.90	1.10	1.30	1.20	18
N15MMES		0.90	1.10	1.30	1.20	18
N15MMS		0.90	1.10	1.30	1.20	18
N15MR		0.90	1.10	1.30	1.20	18
N15MRE		0.90	1.10	1.30	1.20	18
N15MRES		0.90	1.10	1.30	1.20	18
N15MRS		0.90	1.10	1.30	1.20	18
N15PP		0.90	1.10	1.30	1.20	18
N15PPE		0.90	1.10	1.30	1.20	18
N15PPES		0.90	1.10	1.30	1.20	18
N15PPS		0.90	1.10	1.30	1.20	18
N15PR		0.90	1.10	1.30	1.20	18
N15PRE		0.90	1.10	1.30	1.20	18
N15PRES		0.90	1.10	1.30	1.20	18
N15PRS		0.90	1.10	1.30	1.20	18
N15RR		0.90	1.00	1.20	1.10	18
N16CCY		0.90	1.10	1.30	1.20	18
N16CRY		0.90	1.10	1.30	1.20	18
N16EE		0.90	1.10	1.30	1.20	18
N16EES		0.90	1.10	1.30	1.20	18
N16ER		0.90	1.10	1.30	1.20	18
N16ERS		0.90	1.10	1.30	1.20	18
N16HH		0.90	1.10	1.30	1.20	18
N16HHS		0.90	1.10	1.30	1.20	18
N16HR		0.90	1.10	1.30	1.20	18
N16HRS		0.90	1.10	1.30	1.20	18
N16JJY		0.90	1.10	1.30	1.20	18
N16JRY		0.90	1.10	1.30	1.20	18
N16MM		0.90	1.10	1.30	1.20	18
N16MMS		0.90	1.10	1.30	1.20	18
N16MR		0.90	1.10	1.30	1.20	18
N16MRS		0.90	1.10	1.30	1.20	18
N16PP		0.90	1.10	1.30	1.20	18
N16PPS		0.90	1.10	1.30	1.20	18
N16PR		0.90	1.10	1.30	1.20	18
N16PRS		0.90	1.10	1.30	1.20	18
N17AAY		0.90	1.10	1.30	1.20	18
N17ARY		0.90	1.10	1.30	1.20	18
N17CCY		0.90	1.10	1.30	1.20	18
N17CRY		0.90	1.10	1.30	1.20	18
N17EE		0.90	1.10	1.30	1.20	18
N17EES		0.90	1.10	1.30	1.20	18
N17ER		0.90	1.10	1.30	1.20	18
N17ERS		0.90	1.10	1.30	1.20	18
N17GG		0.90	1.10	1.30	1.20	18
N17GGS		0.90	1.10	1.30	1.20	18
N17GR		0.90	1.10	1.30	1.20	18
N17GRS		0.90	1.10	1.30	1.20	18
N17HH		0.90	1.10	1.30	1.20	18

COM YARDAGE

COM YARDAGE REQUIREMENTS

COM YARDAGE REQUIREMENTS (54" WIDTH – CUT UP THE ROLL)

MODEL	RAILROADED	NON DIRECTIONAL	1"-4" REPEAT	5"-11" REPEAT	12"-18" REPEAT	COL SQUARE FEET
	Contact customer service 800-482-1717 for ydg requirements	OR SOLID	4" VERTICAL X 4" HORIZONTAL	11" VERTICAL X 11" HORIZONTAL	18" VERTICAL X 18" HORIZONTAL	
N17HHS		0.90	1.10	1.30	1.20	18
N17HR		0.90	1.10	1.30	1.20	18
N17HRS		0.90	1.10	1.30	1.20	18
N17JJY		0.90	1.10	1.30	1.20	18
N17JRY		0.90	1.10	1.30	1.20	18
N17LL		0.90	1.10	1.30	1.20	18
N17LLS		0.90	1.10	1.30	1.20	18
N17LR		0.90	1.10	1.30	1.20	18
N17LRS		0.90	1.10	1.30	1.20	18
N17MM		0.90	1.10	1.30	1.20	18
N17MMS		0.90	1.10	1.30	1.20	18
N17MR		0.90	1.10	1.30	1.20	18
N17MRS		0.90	1.10	1.30	1.20	18
N17PP		0.90	1.10	1.30	1.20	18
N17PPS		0.90	1.10	1.30	1.20	18
N17PR		0.90	1.10	1.30	1.20	18
N17PRS		0.90	1.10	1.30	1.20	18
N17RR		0.90	1.00	1.20	1.10	18
N21AAUC, N21AAUG						
N21AATUC, N21AATUG						
N21BBUC, N21BBUG						
N21BBTUC, N21BBTUG						
N21CCUC, N21CCUG, N21UPH		0.70	0.70	0.70	0.90	7
N22HMM, N22HMA, N22HMMS, N22HMAS		0.90	1.10	1.40	2.40	18
N23AAC, N23AACY		0.90	1.80	2.00	2.00	18
N23BBC, N23BBCY		1.50	2.50	2.90	2.90	30
N23CCC, N23CCCY		0.90	1.80	2.00	2.00	18
N23CCCD		0.90	1.80	2.00	2.00	18
N23CCCYD		0.90	1.80	2.00	2.00	18
N23DDC		1.00	1.80	2.00	2.00	19
N23DDCD		1.00	1.80	2.00	2.00	19
N23EEC, N23EECY		1.50	2.50	2.90	2.90	30
N23EECD		1.50	2.50	2.90	2.90	30
N23EECYD		1.50	2.50	2.90	2.90	30
N23HHC		1.60	2.60	2.90	3.00	31
N23HHCD		1.60	2.60	2.90	3.00	31
N23JJC		0.90	1.80	2.00	2.00	18
N23KKC		1.00	1.80	2.00	2.00	19
N23MMC		1.50	2.50	2.90	2.90	30
N23PPC		1.60	2.60	2.90	3.00	31
N23RRC		1.60	2.60	2.90	3.00	31
N23SSC		1.00	1.80	2.00	2.00	19
N24AAC		0.90	1.80	2.00	2.00	18
N24BBC		1.50	2.50	2.90	2.90	30
N24CCC		0.90	1.80	2.00	2.00	18
N24CCCD		0.90	1.80	2.00	2.00	18
N24DDC		1.00	1.80	2.00	2.00	19
N24DDCD		1.00	1.80	2.00	2.00	19
N24EEC		1.50	2.50	2.90	2.90	30
N24EECD		1.50	2.50	2.90	2.90	30
N24HHC		1.60	2.60	2.90	3.00	31
N24HHCD		1.60	2.60	2.90	3.00	31

COM YARDAGE

COM YARDAGE REQUIREMENTS

COM YARDAGE REQUIREMENTS (54" WIDTH – CUT UP THE ROLL)

MODEL	RAILROADED	NON DIRECTIONAL OR SOLID	1"-4" REPEAT	5"-11" REPEAT	12"-18" REPEAT	COL SQUARE FEET
	Contact customer service 800-482-1717 for ydg requirements		4" VERTICAL X 4" HORIZONTAL	11" VERTICAL X 11" HORIZONTAL	18" VERTICAL X 18" HORIZONTAL	
N24JJC		0.90	1.80	2.00	2.00	18
N24KKC		1.00	1.80	2.00	2.00	19
N24MMC		1.50	2.50	2.90	2.90	30
N24PPC		1.60	2.60	2.90	3.00	31
N24RRC		1.60	2.60	2.90	3.00	31
N24SSC		1.00	1.80	2.00	2.00	19
N25AAC, N25AACY		0.90	1.80	2.00	2.00	18
N25BBC, N25BBCY		1.50	2.50	2.90	2.90	30
N25CCC, N25CCCX, N25CCCY		0.90	1.80	2.00	2.00	18
N25CCCD		0.90	1.80	2.00	2.00	18
N25CCCXD		0.90	1.80	2.00	2.00	18
N25CCCYD		0.90	1.80	2.00	2.00	18
N25DDC, N25DDCX		1.00	1.80	2.00	2.00	19
N25DDCD		1.00	1.80	2.00	2.00	19
N25DDCXD		1.00	1.80	2.00	2.00	19
N25EEC, N25EECY		1.50	2.50	2.90	2.90	30
N25EECD		1.50	2.50	2.90	2.90	30
N25EECYD		1.50	2.50	2.90	2.90	30
N25HHC		1.60	2.60	2.90	3.00	31
N25HHCD		1.60	2.60	2.90	3.00	31
N25JJC		0.90	1.80	2.00	2.00	18
N25KKC		1.00	1.80	2.00	2.00	19
N25MMC		1.50	2.50	2.90	2.90	30
N25PPC		1.60	2.60	2.90	3.00	31
N25RRC		1.60	2.60	2.90	3.00	31
N25SSC		1.00	1.80	2.00	2.00	19
N26AAC		0.90	1.80	2.00	2.00	18
N26BBC		1.50	2.50	2.90	2.90	30
N26CCC		0.90	1.80	2.00	2.00	18
N26CCCD		0.90	1.80	2.00	2.00	18
N26DDC, N26DDCX		1.00	1.80	2.00	2.00	19
N26DDCD		1.00	1.80	2.00	2.00	19
N26DDCXD		1.00	1.80	2.00	2.00	19
N26EEC		1.50	2.50	2.90	2.90	30
N26EECD		1.50	2.50	2.90	2.90	30
N26HHC		1.60	2.60	2.90	3.00	31
N26HHCD		1.60	2.60	2.90	3.00	31
N26JJC		0.90	1.80	2.00	2.00	18
N26KKC, N26KKCX		1.00	1.80	2.00	2.00	19
N26MMC		1.50	2.50	2.90	2.90	30
N26PPC		1.60	2.60	2.90	3.00	31
N26RRC		1.60	2.60	2.90	3.00	31
N26SSC		1.00	1.80	2.00	2.00	19
N27MM1P, N27MM1PS						
N27MM2P, N27MM2PS						
N27MM3P, N27MM3PS						
N27MHM2P, N27MHM2PS						
N27MHM3P, N27MHM3PS		0.90	1.00	2.00	2.50	10

COM YARDAGE

COM YARDAGE REQUIREMENTS

COM YARDAGE REQUIREMENTS (54" WIDTH – CUT UP THE ROLL)

MODEL	RAILOADED	NON DIRECTIONAL	1"-4" REPEAT	5"-11" REPEAT	12"-18" REPEAT	COL SQUARE FEET
	Contact customer service 800-482-1717 for ydg requirements	OR SOLID	4" VERTICAL X 4" HORIZONTAL	11" VERTICAL X 11" HORIZONTAL	18" VERTICAL X 18" HORIZONTAL	
N30HM1SP, N30HM1SSP N30HM1SN, N30HM1SSN N30HM2SP, N30HM2SSP N30HM2SN, N30HM2SSN N30HM3SP, N30HM3SSP N30HM3SN, N30HM3SSN N30HM9SP, N30HM9SSP H30HM9SN, N30HM9SSN N30HM8SN, N30HM8SSN N30HML1SP, N30HML1SSP N30HML1SN, N30HML1SSN N30HML2SP, N30HML2SSP N30HML2SN, N30HML2SSN N30HML3SP, N30HML3SSP N30HML3SN, N30HML3SSN N30HML9SP, N30HML9SSP N30HML9SN, N30HML9SSN N30HML8SN, N30HML8SSN		0.80	1.00	1.20	2.10	16
N30HP1SP, N30HP1SSP N30HP1SN, N30HP1SSN N30HP2SP, N30HP2SSP N30HP2SN, N30HP2SSN N30HP3SP, N30HP3SSP N30HP3SN, N30HP3SSN N30HP9SP, N30HP9SSP N30HP9SN, N30HP9SSN N30HP8SN, N30HP8SSN		1.30	1.50	2.10	3.40	26
N30HP1SPX, N30HP1SSPX N30HP1SNX, N30HP1SSNX N30HP2SPX, N30HP2SSPX N30HP2SNX, N30HP2SSNX N30HP3SPX, N30HP3SSPX N30HP3SNX, N30HP3SSNX N30HP9SPX, N30HP9SSPX N30HP9SNX, N30HP9SSNX N30HP8SNX, N30HP8SSNX	Back Seat	0.90 0.80	1.10 1.00	1.50 1.20	2.50 2.10	18 16
N30HU1SP, N30HU1SSP N30HU1SN, N30HU1SSN N30HU2SP, N30HU2SSP N30HU2SN, N30HU2SSN N30HU3SP, N30HU3SSP N30HU3SN, N30HU3SSN N30HU9SP, N30HU9SSP N30HU9SN, N30HU9SSN N30HU8SN, N30HU8SSN		1.50	1.80	2.60	4.40	30
N30HU1SPX, N30HU1SSPX N30HU1SNX, N30HU1SSNX N30HU2SPX, N30HU2SSPX N30HU2SNX, N30HU2SSNX N30HU3SPX, N30HU3SSPX N30HU3SNX, N30HU3SSNX N30HU9SPX, N30HU9SSPX N30HU9SNX, N30HU9SSNX N30HU8SNX, N30HU8SSNX	Back Extreme Back Seat	0.90 0.60 0.80	1.10 1.00 1.00	1.50 1.40 1.20	2.50 1.50 2.10	18 18 16

COM YARDAGE

COM YARDAGE REQUIREMENTS

COM YARDAGE REQUIREMENTS (54" WIDTH – CUT UP THE ROLL)

MODEL	RAILROADED	NON DIRECTIONAL	1"-4" REPEAT	5"-11" REPEAT	12"-18" REPEAT	COL SQUARE FEET	
	Contact customer service 800-482-1717 for ydg requirements	OR SOLID	4" VERTICAL X 4" HORIZONTAL	11" VERTICAL X 11" HORIZONTAL	18" VERTICAL X 18" HORIZONTAL		
N30MP1SP, N30MP1SSP N30MP1SN, N30MP1SSN N30MP2SP, N30MP2SSP N30MP2SN, N30MP2SSN N30MP3SP, N30MP3SSP N30MP3SN, N30MP3SSN N30MP9SP, N30MP9SSP N30MP9SN, N30MP9SSN N30MP8SN, N30MP8SSN N30SP1SP, N30SP1SPG N30SP1SN, N30SP1SNG N30SP2SP, N30SP2SPG N30SP2SN, N30SP2SNG N30SP3SP, N30SP3SPG N30SP3SN, N30SP3SNG N30SP9SP, N30SP9SPG N30SP9SN, N30SP9SNG N30SP8SN, N30SP8SNG			1.20	1.50	2.20	3.00	24
N30MP1SPX, N30MP1SSPX N30MP1SNX, N30MP1SSNX N30MP2SPX, N30MP2SSPX N30MP2SNX, N30MP2SSNX N30MP3SPX, N30MP3SSPX N30MP3SNX, N30MP3SSNX N30MP9SPX, N30MP9SSPX N30MP9SNX, N30MP9SSNX N30MP8SNX, N30MP8SSNX N30SP1SPX, N30SP1SPGX N30SP1SNX, N30SP1SNGX N30SP2SPX, N30SP2SPGX N30SP2SNX, N30SP2SNGX N30SP3SPX, N30SP3SPGX N30SP3SNX, N30SP3SNGX N30SP9SPX, N30SP9SPGX N30SP9SNX, N30SP9SNGX N30SP8SNX, N30SP8SNGX	Back Seat		0.80 0.80	0.90 1.00	1.40 1.20	1.90 2.10	16 16
N30MU1SP, N30MU1SSP N30MU1SN, N30MU1SSN N30MU2SP, N30MU2SSP N30MU2SN, N30MU2SSN N30MU3SP, N30MU3SSP N30MU3SN, N30MU3SSN N30MU9SP, N30MU9SSP N30MU9SN, N30MU9SSN N30MU8SN, N30MU8SSN N30SU1SP, N30SU1SPG N30SU1SN, N30SU1SNG N30SU2SP, N30SU2SPG N30SU2SN, N30SU2SNG N30SU3SP, N30SU3SPG N30SU3SN, N30SU3SNG N30SU9SP, N30SU9SPG N30SU9SN, N30SU9SNG N30SU8SN, N30SU8SNG			1.40	1.60	2.60	3.60	28

COM YARDAGE

COM YARDAGE REQUIREMENTS

COM YARDAGE REQUIREMENTS (54" WIDTH – CUT UP THE ROLL)

MODEL	RAILROADED Contact customer service 800-482-1717 for ydg requirements	NON DIRECTIONAL OR SOLID	1"-4" REPEAT 4" VERTICAL X 4" HORIZONTAL	5"-11" REPEAT 11" VERTICAL X 11" HORIZONTAL	12"-18" REPEAT 18" VERTICAL X 18" HORIZONTAL	COL SQUARE FEET
N30MU1SPX, N30MU1SSPX N30MU1SNX, N30MU1SSNX N30MU2SPX, N30MU2SSPX N30MU2SNX, N30MU2SSNX N30MU3SPX, N30MU3SSPX N30MU3SNX, N30MU3SSNX N30MU9SPX, N30MU9SSPX N30MU9SNX, N30MU9SSNX N30MU8SNX, N30MU8SSNX N30SU1SPX, N30SU1SPGX N30SU1SNX, N30SU1SNGX N30SU2SPX, N30SU2SPGX N30SU2SNX, N30SU2SNGX N30SU3SPX, N30SU3SPGX N30SU3SNX, N30SU3SNGX						
N30SU9SPX, N30SU9SPGX N30SU9SNX, N30SU9SNGX N30SU8SNX, N30SU8SNGX	Back Extreme Back Seat	0.80 0.80 0.80	0.90 1.00 1.00	1.40 1.30 1.20	1.90 1.40 2.10	16 16 16
N30GU1UPC, N30GU1UP N30GU1UNC, N30GU1UN N30GU9UPC, N30GU9UP N30GU9UNC, N30GU9UN		0.90	1.20	1.80	2.80	18
N30GU1UPCX, N30GU1UPX N30GU1UNCX, N30GU1UNX N30GU9UPCX, N30GU9UPX N30GU9UNCX, N30GU9UNX	Back Extreme Back Seat	0.60 0.40 0.90	0.80 0.60 1.10	1.20 0.90 1.40	1.80 1.30 2.40	12 8 18
N30GM1UPC, N30GM1UP N30GM1UNC, N30GM1UN N30GM9UPC, N30GM9UP N30GM9UNC, N30GM9UN		0.90	1.10	1.40	2.40	18
N30GP1UPC, N30GP1UP N30GP1UNC, N30GP1UN N30GP9UPC, N30GP9UP N30GP9UNC, N30GP9UN		0.90	1.20	1.70	2.80	18
N30GP1UPCX, N30GP1UPX N30GP1UNCX, N30GP1UNX N30GP9UPCX, N30GP9UPX N30GP9UNCX, N30GP9UNX	Back Seat	0.60 0.90	0.80 1.10	1.20 1.40	1.80 2.40	12 18
N30GP1PPC, N30GP1PP N30GP1PNC, N30GP1PN N30GP9PPC, N30GP9PP N30GP9PNC, N30GP9PN		0.60	0.80	1.20	1.80	12
N30GU1PPC, N30GU1PP N30GU1PNC, N30GU1PN N30GU9PPC, N30GU9PP N30GU9PNC, N30GU9PN		0.60	0.80	1.20	1.80	12
N30GU1PPCX, N30GU1PPX N30GU1PNCX, N30GU1PNX N30GU9PPCX, N30GU9PPX	Back Extreme Back	0.60 0.40	0.80 0.60	1.20 0.90	1.80 1.30	12 8
N32AAM, N32AAW, N32BBM, N32BBW, N32CCML, N32CCMR, N32CCWL, N32CCWR, N32DDMR, N32DDML, N32DDWR, N32DDWL		4.90	5.60	7.30	8.90	98
N32SAAM, N32SAAW, N32SBBM, N32SBBW, N32SCCML, N32SCCMR, N32SCCWL, N32SCCWR, N32SDDMR, N32SDDML, N32SDDWR, N32SDDWL		5.00	6.40	6.90	8.30	100

COM YARDAGE

COM YARDAGE REQUIREMENTS

COM YARDAGE REQUIREMENTS (54" WIDTH – CUT UP THE ROLL)

MODEL	RAILROADED Contact customer service 800-482-1717 for ydg requirements	NON DIRECTIONAL OR SOLID	1"-4" REPEAT	5"-11" REPEAT	12"-18" REPEAT	COL SQUARE FEET
			4" VERTICAL X 4" HORIZONTAL	11" VERTICAL X 11" HORIZONTAL	18" VERTICAL X 18" HORIZONTAL	
N32HHM, N32HHW, N32JJMR, N32JJML, N32JJMB, N32JJWR, N32JJWL, N32JJWB		9.00	10.00	10.70	12.30	179
N32SHHM, N32SHHW, N32SJMR, N32SJML, N32SJMB, N32SJWR, N32SJWL, N32SJWB		9.30	10.80	10.90	13.20	185
N32LLM, N32LLW, N32MMMR, N32MMML, N32MMMB, N32MMWR, N32MMWL, N32MMWB		8.90	13.50	14.70	16.90	177
N32SLLM, N32SLLW, N32SMMMR, N32SMMML, N32SMMMB, N32SMMWR, N32SMMWL, N32SMMWB		8.60	10.90	15.50	17.80	171
N32AAMX, N32AAWX, N32BBMX, N32BBWX, N32CCMLX, N32CCMRX, N32CCWLX, N32CCWRX, N32DDMRX, N32DDMLX, N32DDWRX, N32DDWLX	Arm Seat Back	2.80 1.20 2.00	3.40 1.80 2.20	3.80 2.10 2.50	6.00 2.40 2.20	56 24 40
N32SAAMX, N32SAAWX, N32SBBMX, N32SBBWX, N32SCCMLX, N32SCCMRX, N32SCCWLX, N32SCCWRX, N32SDDMRX, N32SDDMLX, N32SDDWRX, N32SDDWLX	Arm Seat Back	3.00 1.60 1.90	3.10 1.70 2.00	3.40 2.40 2.10	4.00 3.40 2.40	60 32 38
N32HHMX, N32HHWX, N32JJMRX, N32JJMLX, N32JJMBX, N32JJWRX, N32JJWLX, N32JJWBX	Arm Seat Back	2.80 2.90 3.90	3.40 3.40 4.20	3.80 3.90 5.00	6.00 2.90 5.20	56 58 78
N32SHHM, N32SHHW, N32SJMRX, N32SJMLX, N32SJMBX, N32SJWRX, N32SJWLX, N32SJWBX	Arm Seat Back	3.00 3.70 3.70	3.10 3.90 3.90	3.40 4.90 4.10	4.00 6.20 5.10	60 74 74
N32LLMX, N32LLWX, N32MMMRX, N32MMMLX, N32MMMBX, N32MMWRX, N32MMWLX, N32MMWBX	Arm Seat Back	2.80 3.40 3.90	3.40 4.80 6.30	3.80 5.00 7.40	6.00 6.40 6.20	56 68 78
N32SLLMX, N32SLLWX, N32SMMMRX, N32SMMMLX, N32SMMMBX, N32SMMWRX, N32SMMWLX, N32SMMWBX	Arm Seat Back	3.00 3.40 3.70	3.10 4.60 3.80	3.40 7.30 5.80	4.00 9.40 6.40	60 68 74
N32AAMS, N32AAWS, N32BBMS, N32BBWS, N32CCMLS, N32CCMRS, N32CCWLS, N32CCWRS, N32DDMRS, N32DDMLS, N32DDWRS, N32DDWLS		5.00	6.20	7.80	9.00	100
N32SAAMS, N32SAAWS, N32SBBMS, N32SBBWS, N32SCCMLS, N32SCCMRS, N32SCCWLS, N32SCCWRS, N32SDDMRS, N32SDDMLS, N32SDDWRS, N32SDDWLS		5.40	6.10	7.20	8.10	107.5
N32HHMS, N32HHWS, N32JJMRS, N32JJMLS, N32JJMBS, N32JJWRS, N32JJWLS, N32JJWBS		10.10	11.00	12.30	14.50	201

COM YARDAGE

COM YARDAGE REQUIREMENTS

COM YARDAGE REQUIREMENTS (54" WIDTH – CUT UP THE ROLL)

MODEL	RAILROADED	NON DIRECTIONAL	1"-4" REPEAT	5"-11" REPEAT	12"-18" REPEAT	COL SQUARE FEET
	Contact customer service 800-482-1717 for ydg requirements	OR SOLID	4" VERTICAL X 4" HORIZONTAL	11" VERTICAL X 11" HORIZONTAL	18" VERTICAL X 18" HORIZONTAL	
N32SHHMS, N32SHHWS, N32SJJMRS, N32SJJMLS, N32SJJMBS, N32SJJWRS, N32SJJWLS, N32SJJWBS		9.90	10.90	12.30	13.20	197
N32KKC, N32KKM, N32KKW		1.60	2.30	3.40	4.80	32
N32LLMS, N32LLWS, N32MMMRS, N32MMMLS, N32MMMB, N32MMWRS, N32MMWLS, N32MMWBS		9.70	14.80	16.30	17.00	193
N32SLLMS, N32SLLWS, N32SMMMRS, N32SMMMLS, N32SMMMB, N32SMMWRS, N32SMMWLS, N32SMMWBS		8.60	10.50	16.70	18.20	171
N32AAMSX, N32AAWSX, N32BBMSX, N32BBWSX, N32CCMSX, N32CCRSX, N32CCWLSX, N32CCWRSX, N32DDMSX, N32DDLSX, N32DDWRSX, N32DDWLSX	Arm Seat Back	2.80 1.50 2.00	3.40 2.20 2.20	3.80 2.60 2.50	6.00 2.50 2.20	56 30 40
N32SAAMSX, N32SAAWSX, N32SBBMSX, N32SBBWSX, N32SCCMSX, N32SCCRSX, N32SCWLSX, N32SCWRSX, N32SDDMSX, N32SDDLX, N32SDDWRSX, N32SDDWLSX	Arm Seat Back	3.00 1.90 1.90	3.10 1.90 2.00	3.40 2.70 2.10	4.00 3.20 2.40	60 38 38
N32HHMSX, N32HHWSX, N32JJMRSX, N32JJMLSX, N32JJMBSX, N32JJWRSX, N32JJWLSX, N32JJWBSX	Arm Seat Back	2.80 4.00 3.90	3.40 4.30 4.20	3.80 4.40 5.00	6.00 4.50 5.20	56 80 78
N32SHHMSX, N32SHHWSX, N32SJJMRSX, N32SJJMLSX, N32SJJMBSX, N32SJJWRSX, N32SJJWLSX, N32SJJWBSX	Arm Seat Back	3.00 4.10 3.70	3.10 4.10 3.90	3.40 5.10 4.10	4.00 6.20 5.10	60 82 74
N32LLMSX, N32LLWSX, N32MMMRSX, N32MMMLSX, N32MMMB, N32MMWRSX, N32MMWLSX, N32MMWBSX	Arm Seat Back	2.80 3.80 3.90	3.40 4.70 6.30	3.80 6.90 7.40	6.00 6.50 6.20	56 76 78
N32SLLMSX, N32SLLWSX, N32SMMMRSX, N32SMMMLSX, N32SMMMB, N32SMMWRSX, N32SMMWLSX, N32SMMWBSX	Arm Seat Back	3.00 3.70 3.70	3.10 3.80 3.80	3.40 7.50 5.80	4.00 9.20 6.40	60 74 74
N32HKM, N32HKW		3.40	4.60	5.10	7.20	68
N32LKM, N32LKW		3.20	3.70	7.00	7.20	64
N32THHW, N32MHHM, N32MHHW		6.60	7.00	8.20	7.50	132
N32MAAM, N32MAAW, N32MBBM, N32TAAW, N32MBBW		2.80	3.00	4.20	4.40	56
N32MAAMX, N32MAAWX, N32MBBMX, N32MBBW, N32TAAWX	Seat Back	1.30 1.90	2.10 2.00	2.50 2.30	2.70 2.50	26 38
N32MHHMX, N32MHHWX, N32THHW	Seat Back	3.10 3.60	3.50 3.90	3.70 5.30	4.20 4.50	62 72
N32MLLM, N32MLLW, N32TLLW		5.70	6.10	10.60	8.00	113.5
N32MLLMX, N32MLLWX, N32TLLWX	Seat Back	2.40 3.60	3.30 3.70	5.00 6.60	4.20 4.50	48 72

COM YARDAGE

COM YARDAGE REQUIREMENTS

COM YARDAGE REQUIREMENTS (54" WIDTH – CUT UP THE ROLL)

MODEL	RAILOADED Contact customer service 800-482-1717 for ydg requirements	NON DIRECTIONAL OR SOLID	1"-4" REPEAT	5"-11" REPEAT	12"-18" REPEAT	COL SQUARE FEET
			4" VERTICAL X 4" HORIZONTAL	11" VERTICAL X 11" HORIZONTAL	18" VERTICAL X 18" HORIZONTAL	
N32STAAW, N32SMAAM, N32SMAAW, N32SMBBM, N32SMBBW		2.70	2.80	4.00	4.40	54
N32STHHW, N32SMHHM, N32SMHHW		6.40	6.80	7.80	7.50	127.5
N32STLLW, N32SMLLM, N32SMLLW		5.40	5.70	10.20	7.50	107.5
N32STAAWX, N32SMAAMX, N32SMAAWX, N32SMBBMX, N32SMBBW	Seat Back	1.30 1.70	2.10 1.80	2.40 2.20	2.70 2.40	26 34
N32STHHWX, N32SMHHMX, N32SMHHWX	Seat Back	3.20 3.40	3.50 3.60	3.70 4.50	4.20 4.40	64 68
N32STLLWX, N32SMLLMX, N32SMLLWX	Seat Back	2.40 3.40	3.30 3.40	4.90 5.90	4.20 4.40	48 68
N33M1B	Complete	2.80	–	–	–	–
N33M1BX	Seat Upholstery	1.90 2.10	– –	– –	– –	– –
N33M2B	Complete	4.40	–	–	–	–
N33M2BX	Seat Upholstery	2.60 2.90	– –	– –	– –	– –
N33M1M, N33M1MG, N33M1MGL, N33M1MGR	Complete	2.10	–	–	–	–
N33M1MX, N33M1MGX, N33M1MGLX, N33M1MGRX	Seat Upholstery	1.40 1.40	– –	– –	– –	– –
N33M1RG, N33M1LG	Complete	2.30	–	–	–	–
N33M1RGX, N33M1LGX	Seat Upholstery	1.30 1.40	– –	– –	– –	– –
N33MIN9G	Complete	3.20	–	–	–	–
N33MIN9GX	Seat Upholstery	1.80 1.90	– –	– –	– –	– –
N33MOUG9	Complete	2.70	–	–	–	–
N33MOUG9GX	Seat Upholstery	1.70 1.80	– –	– –	– –	– –
N33B1	Complete	1.50	–	–	–	–
N33B1X	Seat Upholstery	0.90 1.10	– –	– –	– –	– –
N35AAC		1.10	1.80	2.10	2.20	21
N35AACS		1.10	1.80	2.10	2.20	21
N35ABC		1.80	2.30	2.70	3.10	35
N35ABCS		1.80	2.30	2.70	3.10	35
N35ACC		1.10	1.80	2.10	2.20	21
N35ACCD		1.10	1.80	2.10	2.20	21
N35ACCD		1.10	1.80	2.10	2.20	21
N35ACCS		1.10	1.80	2.10	2.20	21
N35AEC		1.80	2.30	2.70	3.10	35
N35AEC		1.80	2.30	2.70	3.10	35
N35AECDS		1.80	2.30	2.70	3.10	35
N35AEC		1.80	2.30	2.70	3.10	35
N35AECDS		1.80	2.30	2.70	3.10	35
N35AEC		1.80	2.30	2.70	3.10	35
N35AJC		1.10	1.80	2.10	2.20	21
N35AJCS		1.10	1.80	2.10	2.20	21
N35AMC		1.80	2.30	2.70	3.10	35
N35AMCS		1.80	2.30	2.70	3.10	35
N35AOC		1.10	1.80	2.10	2.20	21
N35AOC		1.10	1.80	2.10	2.20	21
N35AOCDS		1.10	1.80	2.10	2.20	21

COM YARDAGE

COM YARDAGE REQUIREMENTS

COM YARDAGE REQUIREMENTS (54" WIDTH – CUT UP THE ROLL)

MODEL	RAILROADED Contact customer service 800-482-1717 for ydg requirements	NON DIRECTIONAL OR SOLID	1"-4" REPEAT	5"-11" REPEAT	12"-18" REPEAT	COL SQUARE FEET
			4" VERTICAL X 4" HORIZONTAL	11" VERTICAL X 11" HORIZONTAL	18" VERTICAL X 18" HORIZONTAL	
N35AOCS		1.10	1.80	2.10	2.20	21
N35APC		1.80	2.30	2.70	3.10	35
N35APCD		1.80	2.30	2.70	3.10	35
N35APCDS		1.80	2.30	2.70	3.10	35
N35APCS		1.80	2.30	2.70	3.10	35
N35ASC		1.10	1.80	2.10	2.20	21
N35ASCS		1.10	1.80	2.10	2.20	21
N35ATC		1.80	2.30	2.70	3.10	35
N35ATCS		1.80	2.30	2.70	3.10	35
N35BAC		1.10	1.80	2.10	2.20	21
N35BACS		1.10	1.80	2.10	2.20	21
N35BBC		1.80	2.30	2.70	3.10	35
N35BBCS		1.80	2.30	2.70	3.10	35
N35BCC		1.10	1.80	2.10	2.20	21
N35BCCD		1.10	1.80	2.10	2.20	21
N35BCCDS		1.10	1.80	2.10	2.20	21
N35BCCS		1.10	1.80	2.10	2.20	21
N35BEC		1.80	2.30	2.70	3.10	35
N35BECD		1.80	2.30	2.70	3.10	35
N35BECDS		1.80	2.30	2.70	3.10	35
N35BECS		1.80	2.30	2.70	3.10	35
N35BJC		1.10	1.80	2.10	2.20	21
N35BJCS		1.10	1.80	2.10	2.20	21
N35BMC		1.80	2.30	2.70	3.10	35
N35BMCS		1.80	2.30	2.70	3.10	35
N35BOC		1.10	1.80	2.10	2.20	21
N35BOCD		1.10	1.80	2.10	2.20	21
N35BOCDS		1.10	1.80	2.10	2.20	21
N35BOCS		1.10	1.80	2.10	2.20	21
N35BPC		1.80	2.30	2.70	3.10	35
N35BPCD		1.80	2.30	2.70	3.10	35
N35BPCDS		1.80	2.30	2.70	3.10	35
N35BPCS		1.80	2.30	2.70	3.10	35
N35BSC		1.10	1.80	2.10	2.20	21
N35BSCS		1.10	1.80	2.10	2.20	21
N35BTC		1.80	2.30	2.70	3.10	35
N35BTCS		1.80	2.30	2.70	3.10	35
N35CAC		0.90	1.50	2.10	2.10	17
N35CBC		1.50	1.70	2.60	3.00	29
N35CCC		0.90	1.50	2.10	2.10	17
N35CCCD		0.90	1.50	2.10	2.10	17
N35CEC		1.50	1.70	2.60	3.00	29
N35CECD		1.50	1.70	2.60	3.00	29
N35CJC		0.90	1.50	2.10	2.10	17
N35CMC		1.50	1.70	2.60	3.00	29
N35COC		0.90	1.50	2.10	2.10	17
N35COCD		0.90	1.50	2.10	2.10	17
N35CPC		1.50	1.70	2.60	3.00	29
N35CPCD		1.50	1.70	2.60	3.00	29
N35CSC		0.90	1.50	2.10	2.10	17
N35CTC		1.50	1.70	2.60	3.00	29
N35EAC		0.90	1.50	2.10	2.10	17

COM YARDAGE REQUIREMENTS

COM YARDAGE REQUIREMENTS (54" WIDTH – CUT UP THE ROLL)

MODEL	RAILOADED Contact customer service 800-482-1717 for ydg requirements	NON DIRECTIONAL OR SOLID	1"-4" REPEAT	5"-11" REPEAT	12"-18" REPEAT	COL SQUARE FEET
			4" VERTICAL X 4" HORIZONTAL	11" VERTICAL X 11" HORIZONTAL	18" VERTICAL X 18" HORIZONTAL	
N35EBC		1.50	1.70	2.60	3.00	29
N35ECC		0.90	1.50	2.10	2.10	17
N35ECCD		0.90	1.50	2.10	2.10	17
N35EEC		1.50	1.70	2.60	3.00	29
N35EECD		1.50	1.70	2.60	3.00	29
N35JAC		1.10	1.80	2.10	2.20	21
N35JCC		1.10	1.80	2.10	2.20	21
N35MAC		2.60	3.10	3.40	3.70	50.5
N35MBC		2.60	3.10	3.40	3.70	50.5
39A-GWXX, 39A-GWXT						
39A-GRXX		1.10	1.30	2.30	2.40	22
39A-GWXXX, 39A-GWXTX	Seat	0.80	0.90	1.20	1.00	7
39A-GRXXX	Back	0.60	0.80	1.40	1.40	12
39A-TAA, 39A-TAAT		1.80	2.10	3.80	4.40	36
39A-TAAX, 39A-TAATX	Seat	0.80	1.60	2.10	2.10	16
	Back	1.10	1.40	2.00	2.40	22
39A-TAAA, 39A-TAAAT		2.70	3.30	5.90	6.40	54
39A-TAAAX, 39A-TAAATX	Seat	1.50	2.20	3.00	3.10	30
	Back	1.60	1.90	3.20	3.40	32
39A-BWAA, 39A-BWAAT		1.90	2.10	2.30	2.50	38
39A-BWAAX, 39A-BWAATX	Seat	0.90	1.00	1.20	1.10	18
	Back	1.10	1.30	1.40	1.40	22
39H-GWXX, 39H-GWXT		0.80	1.50	1.40	2.00	14
39H-GWXXX, 39H-GWXTX	Seat	0.80	0.90	1.20	1.10	7
39H-GRXXX	Back	0.70	0.90	0.80	1.00	14
39B-GWXX, 39B-GWXT						
39S-GWXX, 39S-GWXT						
39L-GWXX, 39L-GWXT						
39D-GWXX, 39D-GWXT						
39B-GRXX, 39L-GRXX						
39S-GRXX, 39D-GRXX		0.80	0.90	1.20	1.10	7
39U-GWXX, 39U-GWXT		1.30	1.50	2.40	3.00	23
39U-GWXXX, 39U-GWXTX	Seat	0.80	0.90	1.20	1.10	7
	Back	0.70	0.90	1.40	2.00	14
39U-GRXX		1.30	1.50	1.50	3.00	23
39E-GRXXX	Seat	0.80	0.90	1.10	1.10	7
	Back	0.70	0.90	0.80	2.00	14
39E-GWXX, 39E-GWXT						
39E-GRXX		1.30	1.50	1.40	2.00	23
39E-GWXXX, 39E-GWXTX	Seat	0.80	0.90	1.20	1.10	7
39E-GRXXX	Back	0.70	0.90	0.80	1.00	14
N40GU1, N40CU1, N40BU1		0.50	0.70	0.90	1.25	5
N40GU2, N40CU2, N40BU2		0.50	0.70	0.90	1.80	10
N45AUR, N45BUR, N45HU, N45HUL, N45JU, N45JUL, N45U1, N45U2		0.70	0.80	0.80	0.90	5
N45AU, N45BU, N45U3		1.30	1.50	1.40	4.00	24.5
48-EK, 48-EKN		2.90	3.10	3.90	3.90	59
48-ES, 48-ESN		2.90	3.10	3.90	3.90	59
48-GC, 48-GCN		2.90	3.10	3.90	3.90	59
N48GFA, N48GFM		1.70	1.70	2.90	3.00	31.5
N48GFAX,	Back	0.90	0.90	1.00	1.30	8
N48GFMX	Extreme	0.80	0.90	0.90	0.80	6.5
	Seat	1.10	1.10	1.20	1.10	19
N49D14LM, N49D1DM	Complete	1.40	1.50	2.30	3.70	26.6

COM YARDAGE

COM YARDAGE REQUIREMENTS

COM YARDAGE REQUIREMENTS (54" WIDTH – CUT UP THE ROLL)

MODEL	RAILROADED Contact customer service 800-482-1717 for ydg requirements	NON DIRECTIONAL OR SOLID	1"-4" REPEAT	5"-11" REPEAT	12"-18" REPEAT	COL SQUARE FEET
			4" VERTICAL X 4" HORIZONTAL	11" VERTICAL X 11" HORIZONTAL	18" VERTICAL X 18" HORIZONTAL	
N49D14LMP, N49D1DMP	Upholstery	1.30	1.40	2.30	3.70	24.4
	Piping	0.20				2.8
N49D14LMX, N49D1DMX	Seat	1.00	1.20	1.50	1.60	20
	Seat Accent	0.50	0.70	1.40	2.70	7.2
N49GMD1, N49GMS1, N49GMSC1, N49GMS1H, N49GMS1W		2.20	2.40	3.80	4.10	44
N49GMD1X, N49GMS1X, N49GMSC1X, N49GMS1HX, N49GMS1WX	Upholstery	1.40	1.60	2.20	2.60	28
	Extreme	1.00	1.20	1.90	2.20	20
N49GMD1P, N49GMS1P, N49GMSC1P, N49GMS1HP, N49GMS1WP	Upholstery	2.20	2.40	3.10	3.40	44
	Piping	0.30	0.30	0.30	0.30	6
N52GHA, N52GHAC, N52GHM, N52GHMC		0.80	0.80	1.10	1.00	14
N53GU4LM, N53GU4HM, N53GU4HW, N53GU5LMC, N53GU5LAMC, N53GURKW N53GUMD	Complete	2.90	3.20	4.00	4.50	57.6
N53GU4LMX, N53GU4HMX, N53GU4HWX, N53GU5LMCX, N53GU5LAMCX, N53GURKW N53GUMDX	Seat	0.90	1.00	1.40	1.50	17.2
	Back	0.90	1.00	1.40	1.50	17.2
	Extreme	1.30	1.00	1.40	1.50	24.4
N53GW4LM, N53GW4HM, N53GW4HW, N53GW5LMC, N53GW5LAMC, N53GWRKW N53GWMD	Complete	1.70	1.90	2.30	2.50	33.8
N53GW4LMX, N53GW4HMX, N53GW4HWX, N53GW5LMCX, N53GW5LAMCX, N53GWRKW N53GWMDX	Seat	0.90	1.00	1.40	1.50	17.2
	Back	0.90	1.00	1.40	1.50	17.2
N55AA, N55BB		1.20	1.50	2.30	2.90	23
N55CC, N55DD		0.80	1.00	1.10	1.10	10
N55EE, N55HH		0.80	1.20	1.70	1.80	15
N55AAX	Back	0.70	0.70	0.70	0.90	6.5
N55BBX	Extreme	0.70	0.70	0.70	0.90	6.0
	Seat	0.80	0.80	1.00	1.10	7.5
N55EEX	Back	0.50	0.50	0.60	0.80	4.5
N55HHX	Extreme	0.40	0.50	0.60	0.80	3.5
	Seat	0.80	0.80	1.00	1.10	7.5
N59AA, N59AAT, N59AL		0.90	1.40	1.60	2.40	18
N59BB, N59BBT, N59BL		1.20	1.60	1.90	3.40	24
N59CC, N59CCT, N59CL		0.90	1.10	1.20	1.10	18
N59DD, N59DDT, N59DL		0.90	1.30	1.50	1.90	18
N59HAA, N59HAAT		0.90	1.40	1.60	2.40	18
N59HCC, N59HCCT		0.90	1.10	1.20	1.10	18
N59HH, N59HHT, N59HL		0.90	1.40	1.60	2.40	18
N59JJ, N59JJT, N59JL		1.10	1.60	1.80	2.90	22
N59KK, N59KKT		0.90	1.00	1.20	1.50	18
N59MM, N59MMT		1.50	1.60	2.10	2.30	30
N59PP, N59PPT		1.40	1.50	1.70	2.20	28
N59AAX	Back	0.40	0.60	0.70	0.90	2.6
N59AATX	Extreme	0.40	0.60	0.70	0.90	2.6
N59ALX	Seat	0.90	1.10	1.20	1.10	18
N59BBX	Back	0.40	0.60	0.70	0.90	2.6
N59BBTX	Lumbar	0.40	0.60	0.70	0.90	2.6
N59BLX	Extreme Back	0.40	0.60	0.70	0.90	2.6
	Extreme Lumbar	0.40	0.60	0.70	0.90	2.6
	Seat	0.90	1.10	1.20	1.10	18

COM YARDAGE REQUIREMENTS

COM YARDAGE REQUIREMENTS (54" WIDTH – CUT UP THE ROLL)

MODEL	RAILOADED Contact customer service 800-482-1717 for ydg requirements	NON DIRECTIONAL OR SOLID	1"-4" REPEAT	5"-11" REPEAT	12"-18" REPEAT	COL SQUARE FEET	
			4" VERTICAL X 4" HORIZONTAL	11" VERTICAL X 11" HORIZONTAL	18" VERTICAL X 18" HORIZONTAL		
N59DDX	Back	0.40	0.60	0.70	0.90	2.6	
N59DDTX	Extreme Back	0.30	0.40	0.60	0.80	1.5	
N59DLX	Seat	0.90	1.10	1.20	1.10	18	
N59HHX	Lumbar	0.40	0.60	0.70	0.90	2.6	
N59HHTX	Extreme Lumbar	0.40	0.60	0.70	0.90	2.6	
N59HLX	Seat	0.90	1.10	1.20	1.10	18	
N59JJX	Back	0.40	0.60	0.70	0.90	2.6	
N59JJTX	Lumbar	0.40	0.60	0.70	0.90	2.6	
N59JLX	Extreme Back	0.30	0.40	0.60	0.80	1.5	
	Extreme Lumbar	0.40	0.60	0.70	0.90	2.6	
	Seat	0.90	1.10	1.20	1.10	18	
N59MMX	Back	0.40	0.50	0.60	0.90	4	
N59MMTX	Extreme Back	0.40	0.50	0.60	0.90	4	
	Seat	0.90	1.00	1.10	1.40	18	
N59PPX	Back	0.40	0.50	0.60	0.90	4	
N59PPTX	Extreme Back	0.20	0.30	0.50	0.70	2.5	
	Seat	0.90	1.00	1.10	1.40	18	
N60AA, N60SAA, N60BB, N60SBB, N60CC, N60SCC, N60DD, N60SDD, N60SAAC, N60SBBC, N60SCCC, N60SDDC, N60SFA, N60SFB, N60SFC, N60SFD, N60STA, N60STB, N60STC, N60STD		0.90	1.00	1.40	2.30	18	
N60AAX, N60SAAX, N60BBX, N60SBBX, N60SAACX, N60SBBCX, N60SFAX, N60SFBX, N60STAX, N60STBX		Back Seat	0.50 0.90	0.60 0.90	0.70 1.10	1.30 1.00	10 7
N60AW, N60BW, N60CW, N60DW, N60SAW, N60SBW, N60SAWC, N60SBWC, N60SAFW, N60SFBW, N60STAW, N60STBW, N60STCW, N60STDW, N60SCW, N60SDW, N60SCWC, N60SDWC, N60SFCW, N60SFDW			1.00	1.00	1.30	1.30	7
N60CCX, N60SCCX, N60DDX, N60SDDX, N60SCCX, N60SDDCX, N60SFCX, N60SFDX, N60STCX, N60STDX		Back Seat	0.60 0.90	0.60 0.90	0.70 1.10	1.30 1.00	12 7
N60EM, N60SEM, N60PM, N60SPM			1.20	1.60	1.90	1.90	22
N60EMX, N60SEM, N60PMX, N60SPMX		Back Seat	0.60 0.80	0.90 0.90	1.00 1.10	1.40 1.00	9 14
N60EMW, N60GMW, N60SEMW, N60SGMW, N60RMW, N60PMW, N60SRMW, N60SPMW			0.80	0.90	1.10	1.00	14
N60EE, N60SEE, N60GG, N60SGG, N60PP, N60SPP, N60RR, N60SRR			1.60	1.80	2.10	2.30	30.5
N60EEX, N60SEEX, N60GGX, N60SGGX, N60PPX, N60SPPX, N60RRX, N60SRRX		Back Seat	0.80 0.90	0.90 1.00	1.10 1.20	1.00 1.30	14 17
N60EW, N60SEEW, N60GW, N60SGGW, N60PW, N60SPPW, N60RW			0.80	0.90	1.10	1.00	14
N60GM, N60SGM, N60RM, N60SRRW			1.20	1.70	2.20	1.90	22

COM YARDAGE

COM YARDAGE REQUIREMENTS

COM YARDAGE REQUIREMENTS (54" WIDTH – CUT UP THE ROLL)

MODEL	RAILROADED Contact customer service 800-482-1717 for ydg requirements	NON DIRECTIONAL OR SOLID	1"-4" REPEAT	5"-11" REPEAT	12"-18" REPEAT	COL SQUARE FEET
			4" VERTICAL X 4" HORIZONTAL	11" VERTICAL X 11" HORIZONTAL	18" VERTICAL X 18" HORIZONTAL	
N60GMX, N60SGMX, N60RMX, N60SRMX	Back Seat	0.60 0.80	0.90 0.90	1.30 1.10	1.40 1.00	9 14
62X-GUXX		2.15	2.81	5.00	6.03	44
64X-GWXX		1.36	1.58	2.97	2.97	28
N65AAA		1.90	2.80	3.10	4.10	37
N65AAP		1.90	2.80	3.10	4.10	37
N65AASA		1.90	2.80	3.10	4.10	37
N65AASP		1.90	2.80	3.10	4.10	37
N65BBA		1.80	2.40	3.00	3.40	36
N65BBP		1.80	2.40	3.00	3.40	36
N65BBSA		1.80	2.40	3.00	3.40	36
N65BBSP		1.80	2.40	3.00	3.40	36
N65CCA		1.90	2.80	3.10	4.10	37
N65CCP		1.90	2.80	3.10	4.10	37
N65CCSA		1.90	2.80	3.10	4.10	37
N65CCSP		1.90	2.80	3.10	4.10	37
N65DDA		1.80	2.40	3.00	3.40	36
N65DDP		1.80	2.40	3.00	3.40	36
N65DDSA		1.80	2.40	3.00	3.40	36
N65DDSP		1.80	2.40	3.00	3.40	36
N65EEA		1.00	1.50	2.00	2.40	19
N65EEP		1.00	1.50	2.00	2.40	19
N65GGA		1.00	1.10	1.30	1.20	11
N65GGP		1.00	1.10	1.30	1.20	11
N66RD16G, N66RD16C		1.10	1.30	1.60	3.30	22
N66RD18C, N66RD18G		1.20	1.50	1.60	3.40	24
N66RD18CX, N66RD18GX	Seat Upholstery	0.60 1.20	0.70 1.40	0.70 1.30	0.90 2.90	6.5 24
N66RD22C, N66RD22G		1.30	2.20	2.60	3.90	26
N66RD22CX, N66RD22GX	Seat Upholstery	0.80 1.20	0.80 2.20	1.00 1.90	0.90 2.90	8.5 24
N66SQ16G, N66SQ16C		1.10	1.90	2.40	2.70	22
N66SQ18C, N66SQ18G		1.80	1.90	1.90	4.90	36
N66SQ18CX, N66SQ18GX	Seat Upholstery	0.60 1.20	0.70 1.40	0.70 1.30	0.90 3.90	6.5 24
N66SQ22C, N66SQ22G		1.90	2.10	1.90	4.90	0.8
N66SQ22CX, N66SQ22GX	Seat Upholstery	0.70 1.20	0.70 1.40	1.00 1.30	0.90 3.90	7 24
N66TZ16G, N66TZ16C		1.00	1.30	1.90	2.30	20
N66TZ18G, N66TZ18C		1.10	1.60	2.20	3.40	22
N66TZ22G, N66TZ22C		1.40	1.90	2.20	3.90	28
N66RD16GX, N66RD16CX	Seat Upholstery	0.60 1.10	0.80 1.30	0.90 1.90	1.30 2.30	12 22
N66SQ16GX, N66SQ16CX	Seat Upholstery	0.60 1.10	0.80 1.30	0.90 1.90	1.30 2.30	12 22
N66TZ16GX, N66TZ16CX	Seat Upholstery	0.50 1.00	0.60 1.30	0.90 1.60	1.30 1.80	10 20
N66TZ18GX, N66TZ18CX	Seat Upholstery	0.60 1.10	0.80 1.40	0.90 1.60	1.30 3.30	12 22
N66TZ22GX, N66TZ22CX	Seat Upholstery	0.60 1.10	0.80 1.40	1.00 1.60	1.40 3.40	12 22
N71M1M, N71MS1M		1.70	2.70	3.40	4.80	34
N71M1A, N71MS1A		2.10	2.80	4.10	5.20	42
N71M1R, N71M1L		1.90	2.80	3.90	5.00	38

COM YARDAGE REQUIREMENTS

COM YARDAGE REQUIREMENTS (54" WIDTH – CUT UP THE ROLL)

MODEL	RAILROADED Contact customer service 800-482-1717 for ydg requirements	NON DIRECTIONAL OR SOLID	1"-4" REPEAT	5"-11" REPEAT	12"-18" REPEAT	COL SQUARE FEET
			4" VERTICAL X 4" HORIZONTAL	11" VERTICAL X 11" HORIZONTAL	18" VERTICAL X 18" HORIZONTAL	
N71M1MX, N71MS1MX	Back	1.10	1.30	1.50	2.30	22
	Seat	1.10	1.70	2.60	3.20	22
N71M1AX, N71MS1AX	Back	1.10	1.30	1.50	2.30	22
	Seat	1.10	1.70	2.60	3.20	22
	Arm	0.90	1.00	1.70	2.70	18
N71M1RX, N71M1LX	Back	1.10	1.30	1.50	2.30	22
	Seat	1.10	1.70	2.60	3.20	22
	Arm	0.90	1.00	1.60	1.70	18
N71D1		1.10	1.70	2.60	3.20	22
N71D2		1.50	2.50	4.00	4.00	28
72X-GUXT, 72-GUXX		1.20	1.70	1.80	2.20	25
N74M1A		5.60	7.00	8.20	9.40	111
N74M1AX	Back	0.70	1.00	1.50	2.30	14
	Seat	0.80	1.50	2.00	2.90	16
	Upholstery	4.50	4.90	5.60	8.40	90
N74M1AT		6.80	8.00	9.00	10.20	136
N74M1ATX	Back	1.20	1.70	2.00	2.90	23
	Seat	1.40	1.70	2.50	3.30	27
	Upholstery	4.50	4.90	5.60	8.40	90
N74M1ATB		6.20	7.80	8.90	10.00	124
N74M1ATBX	Back	1.20	1.70	2.00	2.90	23
	Seat	0.80	1.50	2.00	2.90	16
	Upholstery	4.50	4.90	5.60	8.40	90
N74M2A		9.50	10.50	12.90	14.50	189
N74M2AX	Back	1.60	1.90	2.50	4.90	31
	Seat	2.40	2.90	4.00	4.90	48
	Upholstery	5.80	6.50	7.20	8.70	115
N74M2AT		11.00	12.00	14.00	16.50	219
N74M2ATX	Back	2.70	3.00	3.90	5.90	53
	Seat	2.80	3.30	4.30	5.80	55
	Upholstery	5.80	6.50	7.20	8.70	115
N74M2ATB		10.60	11.90	14.00	16.00	211
N74M2ATBX	Back	2.70	3.00	3.90	5.90	53
	Seat	2.40	2.90	4.00	4.90	48
	Upholstery	5.80	6.50	7.20	8.70	115
N74M4A		10.00	17.00	21.00	25.20	198
N74M4AX	Back	2.10	3.30	4.40	6.70	42
	Seat	2.80	4.60	7.50	9.00	56
	Upholstery	6.60	9.00	10.20	10.80	132
N74M4AT		14.90	20.40	23.80	29.00	297
N74M4ATX	Back	4.40	5.50	7.00	9.00	88
	Seat	4.90	6.00	8.00	10.80	97
	Upholstery	6.60	9.00	10.20	10.80	132
N74M4ATB		12.80	19.30	23.70	27.00	255
N74M4ATBX	Back	4.40	5.50	7.00	9.00	88
	Seat	2.80	4.60	7.50	9.00	56
	Upholstery	6.60	9.00	10.20	10.80	132
N74M1AUW		4.80	6.50	8.00	9.50	94.7
N74M1AUWX	Back	0.70	1.00	1.50	2.30	14.0
	Seat	0.80	1.50	2.00	2.90	16.0
	Upholstery	3.80	4.50	5.50	7.00	74.8
N74M1ATUW		6.00	7.00	9.00	10.50	119.0
N74M1ATUWX	Back	1.20	1.70	2.00	2.90	23.0
	Seat	1.40	1.70	2.50	3.30	27.0
	Upholstery	3.80	4.50	5.50	7.00	74.8
N74M1ATBUW		5.50	7.00	8.50	10.00	109.1

COM YARDAGE REQUIREMENTS

COM YARDAGE REQUIREMENTS (54" WIDTH – CUT UP THE ROLL)

MODEL	RAILROADED Contact customer service 800-482-1717 for ydg requirements	NON DIRECTIONAL OR SOLID	1"-4" REPEAT	5"-11" REPEAT	12"-18" REPEAT	COL SQUARE FEET
			4" VERTICAL X 4" HORIZONTAL	11" VERTICAL X 11" HORIZONTAL	18" VERTICAL X 18" HORIZONTAL	
N74M1ATBUWX	Back	1.20	1.70	2.00	2.90	23.0
	Seat	0.80	1.50	2.00	2.90	16.0
	Upholstery	3.80	4.50	5.50	7.00	74.8
N74M1ASUW		4.80	6.50	7.80	9.00	94.1
N74M1ASUWX	Back	0.80	1.00	1.50	1.80	15.5
	Seat	0.80	1.50	2.00	2.90	16.0
	Upholstery	3.80	4.50	5.50	7.00	74.8
N74M1S		5.50	7.00	8.50	9.00	108.5
N74M1SX	Back	0.80	1.00	1.50	1.80	15.5
	Seat	0.80	1.50	2.00	2.90	16.0
	Upholstery	4.50	4.90	5.60	8.40	90.0
N74M2AUW		8.60	10.00	12.00	15.00	171.1
N74M2AUWX	Back	1.60	1.90	2.50	4.90	31.0
	Seat	2.40	2.90	4.00	4.90	48.0
	Upholstery	4.90	5.50	7.00	10.00	95.8
N74M2ATUW		10.00	11.50	14.00	16.50	199.3
N74M2ATUWX	Back	2.70	3.00	3.90	5.90	53.0
	Seat	2.80	3.30	4.30	5.80	55.0
	Upholstery	4.90	5.50	7.00	10.00	95.8
N74M2ATBUW		9.60	11.00	13.00	15.50	190.4
N74M2ATBUWX	Back	2.70	3.00	3.90	5.90	53.0
	Seat	2.40	2.90	4.00	4.90	48.0
	Upholstery	4.90	5.50	7.00	10.00	95.8
N74M2ASUW		8.40	10.00	11.50	13.50	167.2
N74M2ASUWX	Back	1.50	2.00	2.50	4.00	29.9
	Seat	2.40	2.90	4.00	4.90	48.0
	Upholstery	4.90	5.50	7.00	10.00	95.8
N74M2AS		9.50	11.00	13.00	14.00	188.8
N74M2ASX	Back	1.50	2.00	2.50	4.00	29.9
	Seat	2.40	2.90	4.00	4.90	48.0
	Upholstery	5.80	6.50	7.20	8.70	115.0
N74M4AUW		9.10	16.00	20.50	25.00	179.9
N74M4AUWX	Back	2.10	3.30	4.40	6.70	42.0
	Seat	2.80	4.60	7.50	9.00	56.0
	Upholstery	5.50	8.00	10.00	12.00	109.6
N74M4ATUW		14.00	19.00	24.00	28.50	277.3
N74M4ATUWX	Back	4.40	5.50	7.00	9.00	88.0
	Seat	4.90	6.00	8.00	10.80	97.0
	Upholstery	5.50	8.00	10.00	12.00	109.6
N74M4ATBUW		11.90	18.50	23.50	25.00	235.3
N74M4ATBUWX	Back	4.40	5.50	7.00	9.00	88.0
	Seat	2.80	4.60	7.50	9.00	56.0
	Upholstery	5.50	8.00	10.00	12.00	109.6
N74M4ASUW		8.90	15.50	19.00	22.00	176.0
N74M4ASUWX	Back	2.20	3.50	4.30	5.00	43.2
	Seat	2.80	4.60	7.50	9.00	56.0
	Upholstery	5.50	8.00	10.00	12.00	109.6
N74M4AS		10.00	17.00	21.00	22.00	197.6
N74M4ASX	Back	2.20	3.50	4.30	5.00	43.2
	Seat	2.80	4.60	7.50	9.00	56.0
	Upholstery	6.60	9.00	10.20	10.80	132.0
N75BAC		2.30	3.10	3.50	5.40	47
N75BBC		2.30	3.10	3.50	5.40	47
N75BCC		2.20	2.60	3.00	5.00	45
N75BDC		2.20	2.60	3.00	5.00	45
N75SAC		2.30	3.10	3.50	5.40	47
N75SBC		2.30	3.10	3.50	5.40	47

COM YARDAGE REQUIREMENTS

COM YARDAGE REQUIREMENTS (54" WIDTH – CUT UP THE ROLL)

MODEL	RAILOADED Contact customer service 800-482-1717 for ydg requirements	NON DIRECTIONAL OR SOLID	1"-4" REPEAT	5"-11" REPEAT	12"-18" REPEAT	COL SQUARE FEET
			4" VERTICAL X 4" HORIZONTAL	11" VERTICAL X 11" HORIZONTAL	18" VERTICAL X 18" HORIZONTAL	
N75SCC		2.20	2.60	3.00	5.00	45
N75SDC		2.20	2.60	3.00	5.00	45
N75SPC		2.20	2.60	3.00	5.00	45
N75SSC		2.30	3.10	3.50	5.40	47
N75WS		1.30	1.50	2.20	2.90	26
N77D14LM		0.80	1.00	2.00	3.20	14.4
N77D14LMX	Seat	0.70	0.80	1.00	1.40	12.2
	Seat Accent	0.40	0.70	1.40	2.70	7.2
N77GL4LM, N77GL4HM, N77GL4HW		1.80	1.90	3.40	3.40	34.9
N77GL4LMX, N77GL4HMX, N77GL4HWX	Back	1.20	1.50	1.80	2.50	22.2
	Extreme	1.20	1.50	2.00	2.50	22.2
N77GM4LM, N77GM4HM, N77GM4HW		2.00	2.40	3.90	4.00	38.2
N77GM4LMX, N77GM4HMX, N77GM4HWX	Back	1.30	1.70	2.20	2.50	24.9
	Extreme	1.20	1.70	2.30	2.50	22.2
N77GH4LM, N77GH4HM, N77GH4HW		2.10	2.80	4.80	4.80	41.6
N77GH4LMX, N77GH4HMX, N77GH4HWX	Back	1.30	1.70	2.20	2.50	24.9
	Extreme	1.20	1.70	2.30	2.50	22.2
	Accent	0.50	1.70	1.50	1.80	10.0
N78PAU		1.80	2.20	2.90	3.00	35.5
N78GEAU		2.10	2.30	3.50	3.90	41.5
N78GEAW		1.90	2.00	3.20	3.50	36.5
N78GFAU, N78GFMU, N78SFAU, N78SFMU, N78AFLAU, N78AFRAU, N78AFLMU, N78AFRMU		1.50	1.70	2.60	2.90	30
N78T2AU, N78B2AU, N78B2EU		2.80	3.40	4.10	5.90	55
N78T3AU, N78B3AU, N78B3EU		4.10	5.10	6.50	8.90	80
N78GFAW, N78GFMW, N78SFAW, N78SFMW, N78AFLAW, N78AFRAW, N78AFLMW, N78AFRMW		1.40	1.50	2.20	2.90	26.5
N78T2AW, N78B2AW N78B2EW		2.40	2.80	3.70	5.40	46.5
N78T3AW, N78B3AW, N78B3EW		3.70	4.30	5.60	7.90	72
N78D1M		1.10	1.20	1.30	1.70	21.5
N78D2M, N78D2A		1.80	1.90	2.20	3.20	34
N78D3M, N78D3A		2.20	2.30	2.90	4.70	43
N78PAUX	Back	1.00	1.20	1.20	1.10	20
	Extreme	1.00	1.10	1.20	1.10	19.5
	Seat	0.90	1.00	1.10	1.30	17
N78GEAUX	Back	0.80	0.80	1.40	1.40	14.5
	Extreme	0.70	0.80	0.80	0.90	12.75
	Seat	1.00	1.10	2.10	1.90	20
N78GEAWX	Back	0.60	0.70	1.20	1.30	12
	Extreme	0.60	0.70	0.70	0.90	10.5
	Seat	1.00	1.10	2.10	1.90	20
N78GFAUX, N78GFMUX, N78SFAUX, N78SFMUX, N78AFLAUX, N78AFRAUX, N78AFLMUX, N78AFRMUX	Back	0.80	0.90	1.10	1.00	14.5
	Extreme	0.70	0.80	0.70	0.90	7
	Seat	0.90	1.00	1.10	1.30	17

COM YARDAGE

COM YARDAGE REQUIREMENTS

COM YARDAGE REQUIREMENTS (54" WIDTH – CUT UP THE ROLL)

MODEL	RAILOADED Contact customer service 800-482-1717 for ydg requirements	NON DIRECTIONAL OR SOLID	1"-4" REPEAT	5"-11" REPEAT	12"-18" REPEAT	COL SQUARE FEET
			4" VERTICAL X 4" HORIZONTAL	11" VERTICAL X 11" HORIZONTAL	18" VERTICAL X 18" HORIZONTAL	
N78T2AUX, N78B2AUX, N78B2EUX	Back Extreme Seat	1.30 0.70 1.60	1.50 1.40 1.80	1.40 1.30 2.00	2.00 1.90 2.30	25 12 31
N78T3AUX, N78B32AUX, N78B32EUX	Back Extreme Seat	1.50 1.30 2.40	1.80 2.10 2.50	2.30 2.00 3.00	3.00 2.90 3.30	28 24.5 47
N78GFAWX, N78GFMWX, N78SFAWX, N78SFMWX, N78AFLAWX, N78AFRAWX, N78AFLMWX, N78AFRMWX	Back Extreme Seat	0.60 0.60 0.90	0.70 0.70 1.00	0.70 0.70 1.10	0.90 0.90 1.30	12 5 17
N78T2AWX, N78B2AWX, N78B2EUX	Back Extreme Seat	0.90 0.60 1.60	1.20 1.30 1.80	1.30 1.30 2.00	1.30 1.40 2.30	18 10.5 31
N78T3AWX, N78B3AWX, N78B3EUX	Back Extreme Seat	1.20 1.10 2.40	1.30 1.80 2.50	1.90 1.90 3.00	2.90 1.90 3.30	22 20.5 47
N78LAAAUX, N78LAAAUB, N78LAAAUR, N78LAAAUL		7.60	9.10	14.80	18.40	150
N78LAAAUX, N78LAAAUBX, N78LAAAURX, N78LAAAULX	Seat Back Arm Extreme Back	2.80 1.90 2.90 1.70	3.80 2.60 3.20 2.70	3.70 3.00 5.00 3.00	7.80 3.10 7.90 3.00	54 35.5 56 33
N78LAAAW, N78LAAAWR, N78LAAAWL, N78LAAAWB		7.70	9.10	14.40	18.40	151
N78LAAAWX, N78LAAAWRX, N78LAAAWLX, N78LAAAWBX	Seat Front Back Arm Extreme Back	2.80 1.60 2.90 1.50	3.80 1.80 3.20 2.50	3.70 2.90 5.00 2.90	7.80 3.00 7.90 3.00	54 30.5 56 28.5
N78LAAU, N78LAAUR N78LAAUL, N78LAAUB		5.40	6.40	10.20	12.90	105
N78LAAUX, N78LAAURX, N78LAAULX, N78LAAUBX	Seat Back Arm Extreme Back	1.90 1.70 2.40 0.90	2.60 1.80 2.60 1.90	2.50 2.10 3.30 2.10	5.30 2.10 5.90 2.00	40 32 45 17
N78LAAW, N78LAAWR N78LAAWL, N78LAAWB		5.10	6.10	10.20	12.90	100
N78LAAWX, N78LAAWRX, N78LAAWLX, N78LAAWBX	Seat Front Back Arm Extreme Back	1.90 1.50 2.40 0.80	2.60 1.70 2.60 1.70	2.50 2.00 3.30 2.00	7.30 2.00 5.90 2.00	40 28 45 14.5
N78LAU, N78LAUR, N78LAUL		3.20	3.70	5.90	7.40	61
N78LAUX, N78LAURX, N78LAULX	Seat Back Arm Extreme Back	1.30 1.00 1.80 0.90	1.30 1.00 1.80 1.00	1.30 1.20 2.80 1.10	2.80 1.10 3.90 1.00	23.5 18.5 34 8
N78LAW, N78LAWR, N78LAWL		3.00	3.70	5.90	7.40	57.5
N78LAWX, N78LAWRX, N78LAWLX	Seat Front Back Arm Extreme Back	1.30 0.90 1.80 0.80	1.30 0.90 1.80 0.90	1.30 1.10 2.80 1.10	2.80 1.00 3.90 1.00	23.5 15.5 34 8
N78LBU, N78LBUR, N78LBUL, N78LBUB		4.70	5.90	8.90	11.30	92
N78LBUX, N78LBURX, N78LBULX, N78LBUBX	Seat Back Arm Extreme Back	1.90 1.70 1.80 0.90	2.60 1.80 1.80 1.90	2.50 2.10 2.80 2.10	5.30 2.10 3.90 2.00	40 32 34 17
N78LBW, N78LBWR, N78LBWL, N78LBWB		4.40	5.50	8.70	11.30	87

COM YARDAGE REQUIREMENTS

COM YARDAGE REQUIREMENTS (54" WIDTH – CUT UP THE ROLL)

MODEL	RAILOADED Contact customer service 800-482-1717 for ydg requirements	NON DIRECTIONAL OR SOLID	1"-4" REPEAT	5"-11" REPEAT	12"-18" REPEAT	COL SQUARE FEET
			4" VERTICAL X 4" HORIZONTAL	11" VERTICAL X 11" HORIZONTAL	18" VERTICAL X 18" HORIZONTAL	
N78LBWX, N78LBWRX, N78LBWLX, N78LBWBX	Seat	1.90	2.60	2.50	5.30	40
	Front Back	1.50	1.70	2.00	2.00	28
	Arm	1.80	1.80	2.80	3.90	34
	Extreme Back	0.80	1.70	2.00	2.00	14.5
N78LCU, N78LCUR, N78LCUL, N78LCUB		6.40	7.60	12.00	15.80	126
N78LCUX, N78LCURX, N78LCULX, N78LCUBX	Seat	2.80	3.80	3.70	7.80	54
	Back	1.90	2.60	3.00	3.10	35.5
	Arm	1.80	1.80	2.80	3.90	34
	Extreme Back	1.70	2.70	3.00	3.00	33
N78LCW, N78LCWR, N78LCWL, N78LCWB		6.10	7.30	12.00	15.80	118.5
N78LCWX, N78LCWRX, N78LCWLX, N78LCWBX	Seat	2.80	3.80	3.70	7.80	54
	Front Back	1.60	1.80	2.90	3.00	30.5
	Arm	1.80	1.80	2.80	3.90	34
	Extreme Back	1.50	2.50	2.90	3.00	28.5
N78LEU		4.10	4.80	5.90	7.40	78.5
N78LEUX	Seat	1.30	1.70	1.80	2.80	24
	Back	1.00	1.00	1.20	1.50	18.5
	Arm	1.80	1.80	2.80	3.90	34
	Extreme Back	0.90	1.00	1.10	1.00	17
N78LEW		3.80	4.50	5.90	7.40	74
N78LEWX	Seat	1.30	1.70	1.80	2.80	24
	Front Back	0.90	0.90	1.10	1.40	15.5
	Arm	1.80	1.80	2.80	3.90	34
	Extreme Back	0.80	0.90	1.10	1.00	14.5
N79AAC		1.90	2.90	3.00	3.00	38
N79BBC, N79CC		1.70	1.90	3.00	3.00	33
N84L1A		8.30	8.90	12.20	14.70	165
N84L1AX	Upholstery	2.40	2.90	4.20	4.70	47
	Seat	2.10	2.70	4.60	5.70	41
	Back	1.30	1.60	2.20	3.30	26
	Arm	2.60	3.20	3.90	7.50	52
N84L1UA		8.30	8.90	12.20	14.70	165
N84L1UAX	Upholstery	2.40	2.90	4.20	4.70	47
	Seat	2.10	2.70	4.60	5.70	41
	Back	1.30	1.60	2.20	3.30	26
	Arm	2.60	3.20	3.90	7.50	52
N84L1L		7.00	7.80	10.80	13.20	139
N84L1LX	Upholstery	2.40	2.90	4.20	4.70	47
	Seat	2.10	2.90	4.20	4.70	47
	Back	1.30	1.60	2.20	3.30	26
	Arm	1.30	1.70	2.50	4.50	27
N84L1R		7.00	7.50	10.80	13.20	138
N84L1RX	Upholstery	2.40	2.90	4.20	4.70	47
	Seat	2.10	2.70	2.70	5.70	41
	Back	1.30	1.60	2.20	3.30	26
	Arm	1.30	1.70	2.50	4.50	27
N84L1M		5.70	6.60	9.40	10.70	39
N84L1MX	Upholstery	2.40	2.90	4.20	4.70	47
	Seat	2.10	2.70	4.60	5.70	41
	Back	1.30	1.60	2.20	3.30	26
N84L2A		13.30	14.70	19.70	23.20	266
N84L2AX	Upholstery	4.20	4.80	6.70	7.00	82
	Seat	4.20	5.00	8.70	10.70	83
	Back	2.60	2.80	3.40	3.50	18
	Arm	2.60	3.20	3.90	7.50	52
N84L2UA		13.30	14.70	19.70	23.20	266

COM YARDAGE REQUIREMENTS

COM YARDAGE REQUIREMENTS (54" WIDTH – CUT UP THE ROLL)

MODEL	RAILROADED Contact customer service 800-482-1717 for ydg requirements	NON DIRECTIONAL OR SOLID	1"-4" REPEAT	5"-11" REPEAT	12"-18" REPEAT	COL SQUARE FEET
			4" VERTICAL X 4" HORIZONTAL	11" VERTICAL X 11" HORIZONTAL	18" VERTICAL X 18" HORIZONTAL	
N84L2UAX	Upholstery	4.20	4.80	6.70	7.00	82
	Seat	4.20	5.00	8.70	10.70	83
	Back	2.60	2.80	3.40	3.50	18
	Arm	2.60	3.20	3.90	7.50	52
N84L2L		12.00	13.40	18.40	21.20	241
N84L2LX	Upholstery	4.20	4.80	6.70	7.00	82
	Seat	4.20	5.00	8.70	10.70	83
	Back	2.60	2.80	3.40	3.50	18
	Arm	1.30	1.70	2.50	4.50	27
N84L2R		12.00	13.40	18.40	21.20	241
N84L2RX	Upholstery	4.20	4.80	6.70	7.00	82
	Seat	4.20	5.00	8.70	10.70	83
	Back	2.60	2.80	3.40	3.40	18
	Arm	1.30	1.70	2.50	4.50	27
N84L2M		10.70	12.00	16.10	18.70	214
N84L2MX	Upholstery	4.20	4.80	6.70	7.00	82
	Seat	4.20	5.00	8.80	10.70	83
	Back	2.60	2.80	3.40	3.40	18
N84L3A		18.30	20.10	27.30	31.20	364
N84L3AX	Upholstery	5.90	9.00	12.20	12.50	168
	Seat	6.30	7.00	12.90	15.70	124
	Back	3.90	4.20	4.80	5.00	73
	Arm	2.60	3.20	3.90	7.50	52
N84L3UA		18.30	20.10	27.30	31.20	364
N84L3UAX	Upholstery	5.90	9.00	12.20	12.50	168
	Seat	6.30	7.00	12.90	15.70	124
	Back	3.90	4.20	4.80	5.00	73
	Arm	2.60	3.20	3.90	7.50	52
N84L3L		17.00	18.90	25.90	29.10	338
N84L3LX	Upholstery	5.90	9.30	12.20	12.70	169
	Seat	6.30	9.00	12.20	12.50	168
	Back	3.90	4.20	4.80	5.00	73
	Arm	1.30	1.70	2.50	4.50	27
N84L3R		17.00	18.90	25.90	29.10	338
N84L3RX	Upholstery	5.90	9.30	12.20	12.70	169
	Seat	6.30	9.00	12.20	12.50	168
	Back	3.90	4.20	4.80	5.00	73
	Arm	1.30	1.70	2.50	4.50	27
N84L3M		15.70	17.70	24.50	26.70	313
N84L3MX	Upholstery	5.90	9.30	12.20	12.70	169
	Seat	6.30	9.30	12.20	12.70	169
	Back	3.90	4.20	4.80	5.00	73
N84IN9L		8.00	8.70	11.50	11.70	160
N84IN9LX	Upholstery	3.70	4.00	5.60	5.90	70
	Seat	2.10	9.00	12.20	12.50	168
	Back	2.50	2.90	3.40	3.70	50
N84IN9R		8.00	8.70	11.50	11.70	160
N84IN9RX	Upholstery	3.70	4.00	5.60	5.90	70
	Seat	2.10	9.00	12.20	12.50	168
	Back	2.50	2.90	3.40	3.70	50
N84IN9D		8.40	9.60	12.90	15.20	173
N84IN9DX	Upholstery	3.70	4.70	6.70	7.00	83
	Seat	2.50	2.80	4.60	6.70	48
	Back	2.50	2.90	3.40	3.90	50
N84D1		3.30	3.80	7.00	9.10	67
N84D1X	Upholstery	1.20	1.80	3.20	4.70	26
	Seat	2.10	2.50	4.30	5.20	42
N84D1U		3.30	3.80	7.00	9.10	67

COM YARDAGE REQUIREMENTS

COM YARDAGE REQUIREMENTS (54" WIDTH – CUT UP THE ROLL)

MODEL	RAILOADED Contact customer service 800-482-1717 for ydg requirements	NON DIRECTIONAL OR SOLID	1"-4" REPEAT	5"-11" REPEAT	12"-18" REPEAT	COL SQUARE FEET
			4" VERTICAL X 4" HORIZONTAL	11" VERTICAL X 11" HORIZONTAL	18" VERTICAL X 18" HORIZONTAL	
N84D1UX	Upholstery	1.20	1.80	3.20	4.70	26
	Seat	2.10	2.50	4.30	5.20	42
N84D2		3.50	4.00	7.00	10.10	70
N84D2X	Upholstery	1.20	1.80	3.20	4.70	26
	Seat	2.30	2.60	4.30	6.20	45
N84D2U		3.50	4.00	7.00	10.10	70
N84D2UX	Upholstery	1.20	1.80	3.20	4.70	26
	Seat	2.30	2.60	4.30	6.20	45
N84T36ENL		1.30	2.30	4.60	6.70	37
N84T36ENUL		1.30	2.30	4.60	6.70	37
N84T36ENS		1.30	2.30	4.60	6.70	37
N84T36ENUS		1.30	2.30	4.60	6.70	37
N84T60MGL		1.90	2.00	3.10	4.70	26
N84T60MGUL		1.90	2.00	3.10	4.70	26
N84T60MGS		1.90	2.00	3.40	4.70	26
N84T60MGUS		1.90	2.00	3.40	4.70	26
N85CAC		1.70	2.40	3.00	3.00	35
N85CBC		1.60	2.30	2.70	3.00	34
N85LA, N85LAT		2.80	4.90	5.80	7.00	56
N85LAX, N85LATX	Back	0.90	1.00	1.20	1.10	18
	Seat	1.10	1.20	1.80	2.30	22
	Outer Shell	1.90	3.10	3.90	5.00	38
N85LB, N85LBT		4.00	7.60	8.90	10.80	80
N85LBX, N85LBTX	Back	1.00	2.00	2.20	2.10	20
	Seat	1.30	2.20	2.80	3.30	26
	Outer Shell	2.10	3.80	4.80	6.00	42
N85LC, N85LCT		5.30	10.40	11.30	13.80	106
N85LCX, N85LCTX	Back	1.80	2.90	3.10	3.20	36
	Seat	1.90	3.50	3.10	4.80	38
	Outer Shell	2.70	4.60	5.70	7.00	54
N85LD, N85LDT		2.60	4.40	6.40	6.30	52
N85LDX, N85LDTX	Seat	1.70	3.40	4.00	4.30	34
	Outer Shell	1.10	1.30	2.60	2.40	22
N85SA, N85SAT		0.90	1.50	2.30	2.40	18
N85SAA, N85SAAT		1.80	2.90	4.10	4.40	36
N85SAAA, N85SAAAT		2.50	4.10	5.90	6.40	50
N85SAAAX, N85SAAATX	Back	1.30	1.50	3.20	3.40	26
	Seat	2.50	2.80	3.10	3.10	50
N85SAAX, N85SAATX	Back	0.90	1.10	2.20	2.40	18
	Seat	1.70	1.90	2.20	2.10	34
N85SACA, N85SACAT		2.50	3.80	5.30	5.40	50
N85SACAX, N85SACATX	Back	0.90	1.10	2.30	2.40	18
	Seat	2.50	2.80	3.10	3.10	50
N85SAX, N85SATX	Back	0.50	0.70	1.30	1.40	10
	Seat	0.90	1.10	1.20	1.10	18
N85SB, N85SBT		1.20	1.60	2.60	3.00	24
N85SBX, N85SBTX	Back	0.60	0.80	1.40	2.00	12
	Seat	0.90	1.10	1.20	1.10	18
N85SC, N85SCT		0.80	1.00	1.10	1.00	17
N85SE, N85SET		2.00	2.20	2.60	3.00	40
N85SEX, N85SETX	Back	1.20	1.40	1.40	2.00	24
	Seat	0.90	1.10	1.20	1.10	18
N87AAA36		2.10	2.50	3.90	3.30	42
N87AAA36X	Back	1.50	1.80	2.10	2.30	29
	Back Accent	1.10	1.20	1.20	1.50	21
	Upholstery	0.80	1.00	1.20	1.30	15

COM YARDAGE

COM YARDAGE REQUIREMENTS

COM YARDAGE REQUIREMENTS (54" WIDTH – CUT UP THE ROLL)

MODEL	RAILROADED Contact customer service 800-482-1717 for ydg requirements	NON DIRECTIONAL OR SOLID	1"-4" REPEAT	5"-11" REPEAT	12"-18" REPEAT	COL SQUARE FEET
			4" VERTICAL X 4" HORIZONTAL	11" VERTICAL X 11" HORIZONTAL	18" VERTICAL X 18" HORIZONTAL	
N87C120		2.80	3.20	3.90	5.00	52
N87C120X	Back	2.30	2.50	3.20	3.50	44
	Back Accent	0.80	0.80	1.80	1.80	12
	Upholstery	0.80	1.10	2.20	2.20	16
N87TA		4.00	3.00	4.00	6.90	79
N87TAX	Back	1.30	1.80	2.40	2.40	32
	Back Accent	1.20	1.30	2.40	2.40	23
	Upholstery	0.80	1.10	2.40	2.30	16
	Extreme	1.50	1.80	2.40	2.40	29
N87LALAR		3.00	3.80	4.50	4.80	59
N87LALARX	Back	1.00	1.10	1.20	1.80	18
	Back Accent	1.10	1.30	1.80	1.90	22
	Upholstery	0.80	1.00	1.70	1.70	16
	Extreme	1.50	1.80	2.20	2.30	29
N87AS1A36		3.00	3.70	5.00	5.20	59
N87AS1A36X	Back	0.80	1.00	1.20	1.30	15
	Back Accent	1.10	1.20	1.20	1.50	21
	Upholstery	0.80	1.00	1.70	1.80	15
	Extreme	0.50	1.00	1.20	1.30	15
	Seat	1.30	1.40	1.80	2.00	25
N87AS2A36		4.50	5.30	6.20	6.70	88
N87AS2A36X	Back	1.50	1.80	2.10	2.30	29
	Back Accent	1.10	1.20	1.20	1.50	21
	Upholstery	1.10	1.40	2.60	2.80	22
	Seat	3.00	3.50	3.80	5.20	61
N87CS120		4.10	5.00	8.00	9.50	82
N87CS120X	Back	2.20	2.50	3.40	3.50	44
	Back Accent	0.60	0.80	1.80	1.80	12
	Upholstery	1.50	2.00	3.80	3.80	30
	Seat	2.10	2.80	5.20	5.20	42
N87TSA		6.20	5.40	6.30	8.30	123
N87TSAX	Back	1.30	1.80	2.40	2.40	31
	Back Accent	1.20	1.30	2.40	2.40	23
	Upholstery	0.80	1.10	2.30	2.40	16
	Extreme	1.50	1.80	2.40	2.40	29
	Seat	2.30	2.50	2.80	2.90	47
N87LSALAR		4.00	4.60	5.50	5.30	78
N87LSALARX	Back	1.00	1.10	1.20	1.80	18
	Back Accent	1.10	1.30	1.80	1.90	22
	Upholstery	1.50	1.70	2.40	2.40	29
	Extreme	1.50	1.80	2.20	2.30	29
	Seat	1.20	1.40	1.70	1.70	24
N87IN3616C, N87IN3616G		1.50	0.60	2.40	2.70	30
N87IN3616CX, N87IN3616GX	Upholstery	0.40	0.70	0.90	1.80	8
	Seat	1.20	1.50	1.80	2.20	24
N87IN3618C, N87IN3618G		1.80	2.00	2.40	3.30	35
N87IN3618CX, N87IN3618GX	Upholstery	0.50	0.70	0.90	1.80	10
	Seat	1.40	1.50	1.90	2.30	26
N87CR12016C, N87CR12016G		1.00	1.50	1.80	2.80	20
N87CR12016CX, N87CR12016GX	Upholstery	0.40	0.70	0.90	1.80	8
	Seat	1.00	1.10	1.80	2.30	19
N87CR12018C, N87CR12018G		1.30	1.60	2.10	2.80	25
N87CR12018CX, N87CR12018GX	Upholstery	0.50	0.70	0.90	1.80	10
	Seat	1.00	1.10	2.00	2.30	20
89X-EWEXC		1.80	2.70	3.00	3.00	37
89X-MWEXC		1.60	2.40	2.90	2.90	33
89X-EUEXC, 89X-EUFXC		2.15	2.70	3.00	3.80	44

COM YARDAGE REQUIREMENTS

COM YARDAGE REQUIREMENTS (54" WIDTH – CUT UP THE ROLL)

MODEL	RAILOADED Contact customer service 800-482-1717 for ydgs requirements	NON DIRECTIONAL OR SOLID	1"-4" REPEAT	5"-11" REPEAT	12"-18" REPEAT	COL SQUARE FEET
			4" VERTICAL X 4" HORIZONTAL	11" VERTICAL X 11" HORIZONTAL	18" VERTICAL X 18" HORIZONTAL	
89X-MUEXC, 89X-MUFXC		2.00	2.40	2.90	3.30	41
89X-EWECC		1.80	2.70	3.00	3.80	37
89X-MWECC		1.60	2.40	2.90	3.30	33
89X-GWXX		1.50	2.30	2.60	2.90	31
N90AA, N90AAT, N90AATB		4.80	7.10	8.50	8.90	106
N90BB, N90BBT, N90BBTB		8.40	10.90	12.40	13.50	184
N90CC, N90CCT, N90CCTB		9.20	15.10	16.60	17.50	203
N90AAP, N90AATP, N90AATBP	Upholstery	4.80	7.10	8.50	8.90	106
N90AAX, N90AATX, N90AATBX	Seat/Back Upholstery	1.40 4.00	2.40 4.60	3.60 5.10	3.70 6.50	32 90
N90BBP, N90BBTP, N90BBTBP	Upholstery	8.40	10.90	12.40	13.50	184
N90BBX, N90BBTX, N90BBTBX	Seat/Back Upholstery	3.40 5.40	5.20 5.90	5.80 7.40	5.80 7.90	74 119
N90CCP, N90CCTP, N90CCTBP	Upholstery	9.20	15.10	16.60	17.50	203
N90CCX, N90CCTX, N90CCTBX	Seat/Back Upholstery	5.00 6.20	7.70 7.90	8.60 8.00	8.60 9.40	110 136
N92B1		2.70	3.10	3.70	3.30	52.5
N92B2		4.40	5.00	5.80	5.40	86.5
N92B3		6.10	6.90	8.00	7.40	119.5
N92B9		2.90	3.30	4.90	5.60	57.5
N92CSA, N92CSAC, N92CSAL, N92CSACL, N92CSAR, N92CSACR		3.50	4.60	6.10	7.80	70
N92CSAX, N92CSACX, N92CSALX, N92CSACLX, N92CSARX, N92CSACRX	Upholstery Arm	2.40 2.00	3.00 2.20	3.50 2.50	3.80 3.90	48 40
N92CSLL, N92CSLLC, N92CSRR, N92CSRRC		2.80	3.40	5.20	5.90	56
N92CSLLX, N92CSLLCX, N92CSRRX, N92CSRRCX	Upholstery Arm	2.40 0.90	3.00 1.10	3.50 1.90	3.80 1.90	48 18
N92CSM, N92CSMC		2.40	3.00	3.50	3.80	48
N92H1B, N92H1BR, N92H1BL		7.70	8.30	9.30	10.40	151
N92H1BH		10.60	11.30	12.50	12.90	211
N92H1BHX	Seat Back Lumbar Accent Arms	2.70 1.40 0.40 1.00 5.70	3.10 1.50 0.50 1.10 5.90	3.60 1.50 0.60 1.20 7.50	4.30 2.20 0.80 1.30 7.50	53 25 7 18 113
N92H1BM		9.20	9.90	11.30	12.20	183
N92H1BMX	Seat Back Lumbar Accent Arms	2.70 1.40 0.40 1.00 4.30	3.10 1.50 0.50 1.10 4.60	3.60 1.50 0.60 1.20 6.30	4.30 2.20 0.80 1.30 7.10	53 25 7 18 86
N92H1BX, N92H1BRX, N92H1BLX	Seat Back Lumbar Accent Arms	2.70 1.40 0.40 1.00 2.80	3.10 1.50 0.50 1.10 3.20	3.60 1.50 0.60 1.20 3.80	4.30 2.20 0.80 1.30 3.90	53 25 7 18 58
N92H1M		5.00	5.70	6.10	6.40	97
N92H1MX	Seat Back Lumbar Accent	2.70 1.40 0.40 1.00	3.10 1.50 0.50 1.10	3.60 1.50 0.60 1.20	4.30 2.20 0.80 1.30	53 25 7 18

COM YARDAGE

COM YARDAGE REQUIREMENTS

COM YARDAGE REQUIREMENTS (54" WIDTH – CUT UP THE ROLL)

MODEL	RAILROADED Contact customer service 800-482-1717 for ydg requirements	NON DIRECTIONAL OR SOLID	1"-4" REPEAT	5"-11" REPEAT	12"-18" REPEAT	COL SQUARE FEET
			4" VERTICAL X 4" HORIZONTAL	11" VERTICAL X 11" HORIZONTAL	18" VERTICAL X 18" HORIZONTAL	
N92H1R, N92H1RR, N92H1L, N92H1LL		6.30	6.90	7.40	8.40	124
N92H1RH, N92H1LH		7.80	8.40	9.40	9.90	155.5
N92H1RH, N92H1LHX	Seat	2.70	3.10	3.60	4.30	53
	Back	1.40	1.50	1.50	2.20	25
	Lumbar	0.40	0.50	0.60	0.80	7
	Accent	1.00	1.10	1.20	1.30	18
	Arms	2.90	3.10	4.40	4.50	57.5
N92H1RM, N92H1LM		7.10	7.80	8.80	9.20	142
N92H1RMX, N92H1LMX	Seat	2.70	3.10	3.60	4.30	53
	Back	1.40	1.50	1.50	2.20	25
	Lumbar	0.40	0.50	0.60	0.80	7
	Accent	1.00	1.10	1.20	1.30	18
	Arms	2.20	2.40	3.70	4.10	44
N92H1RX, N92H1RRX, N92H1LX, N92H1LLX	Seat	2.70	3.10	3.60	4.30	53
	Back	1.40	1.50	1.50	2.20	25
	Lumbar	0.40	0.50	0.60	0.80	7
	Accent	1.00	1.10	1.20	1.30	18
	Arms	1.50	1.60	1.90	1.90	30
N92H2B, N92H2BR, N92H2BL, N92H2BB, N92HTU2B, N92HTU2BR, N92HTU2BL, N92HTU2BB		11.50	12.50	13.70	14.90	229
N92H2BH, N92HTU2BH		14.50	15.40	17.40	19.80	289
N92H2BHX, N92HTU2BHX	Seat	4.30	5.20	6.30	6.30	80
	Back	2.50	2.60	2.60	3.90	50
	Lumbar	0.70	0.80	0.90	1.30	13
	Accent	1.90	2.00	2.50	2.30	35.5
	Arms	5.70	5.90	7.50	7.50	113
N92H2BM, N92HTU2BM		13.10	13.90	16.10	18.80	261
N92H2BMX, N92HTU2BMX	Seat	4.30	5.20	6.30	6.30	80
	Back	2.50	2.60	2.60	3.90	50
	Lumbar	0.70	0.80	0.90	1.30	13
	Accent	1.90	2.00	2.50	2.30	35.5
	Arms	4.30	4.60	6.30	7.10	86
N92H2BX, N92H2BRX, N92H2BLX, N92H2BBX, N92HTU2BX, N92HTU2BRX, N92HTU2BLX, N92HTU2BBX	Seat	4.30	5.20	6.30	6.30	80
	Back	2.50	2.60	2.60	3.90	50
	Lumbar	0.70	0.80	0.90	1.30	13
	Accent	1.90	2.10	2.50	2.30	35.5
	Arms	2.80	3.20	3.80	3.90	58
N92H2M, N92HTU2M		8.90	9.70	11.00	10.90	177
N92H2MX, N92MTU2MX	Seat	4.30	5.20	6.30	6.30	80
	Back	2.50	2.60	2.60	3.90	50
	Lumbar	0.70	0.80	0.90	1.30	13
	Accent	1.90	2.10	2.50	2.30	35.5
N92H2R, N92H2RR, N92H2L, N92H2LL, N92HTU2R, N92HTU2RR, N92HTU2L, N92HTU2LL		10.20	11.10	12.20	12.90	203
N92H2RH, N92H2LH, N92HTU2RH, N92HTU2LH		11.70	12.60	14.30	15.90	233
N92H2RH, N92H2LHX, N92HTU2RH, N92HTU2LHX	Seat	4.30	5.20	6.30	6.30	80
	Back	2.50	2.60	2.60	3.90	50
	Lumbar	0.70	0.80	0.90	1.30	13
	Accent	1.90	2.00	2.50	2.30	35.5
	Arms	2.90	3.10	4.40	4.50	57.5
N92H2RM, N92H2LM, N92HTU2RM, N92HTU2LM		11.00	11.70	13.70	15.80	219

COM YARDAGE REQUIREMENTS

COM YARDAGE REQUIREMENTS (54" WIDTH – CUT UP THE ROLL)

MODEL	RAILOADED Contact customer service 800-482-1717 for ydg requirements	NON DIRECTIONAL OR SOLID	1"-4" REPEAT	5"-11" REPEAT	12"-18" REPEAT	COL SQUARE FEET
			4" VERTICAL X 4" HORIZONTAL	11" VERTICAL X 11" HORIZONTAL	18" VERTICAL X 18" HORIZONTAL	
N92H2RMX, N92H2LMX, N92HTU2RMX, N92HTU2LMX	Seat	4.30	5.20	6.30	6.30	80
	Back	2.50	2.60	2.60	3.90	50
	Lumbar	0.70	0.80	0.90	1.30	13
	Accent	1.90	2.00	2.50	2.30	35.5
	Arms	2.20	2.40	3.70	4.10	44
N92H2RX, N92H2RRX, N92H2LX, N92H2LLX, N92HTU2RX, N92HTU2RRX, N92HTU2LX, N92HTU2LLX	Seat	4.30	5.20	6.30	6.30	80
	Back	2.50	2.60	2.60	3.90	50
	Lumbar	0.70	0.80	0.90	1.30	13
	Accent	1.90	2.10	2.50	2.30	35.5
	Arms	1.50	1.60	1.90	1.90	30
N92H3B, N92H3BR, N92H3BL, N92H3BB, N92HTU3B, N92HTU3BR, N92HTU3BL, N92HTU3BB		15.50	16.90	18.50	18.90	307
	N92H3BH, N92HTU3BH	18.40	19.40	22.30	21.20	366
N92H3BHX, N92HTU3BHX	Seat	5.90	6.70	7.90	7.90	118
	Back	3.70	3.80	3.80	5.90	74
	Lumbar	1.10	1.20	1.20	1.80	22
	Accent	2.80	3.10	3.70	3.30	56
	Arms	5.70	5.90	7.50	7.50	113
N92H3BM, N92HTU3BM		17.00	17.90	21.10	21.20	339
	N92H3BMX, N92HTU3BMX					
	Seat	5.90	6.70	7.90	7.90	118
	Back	3.70	3.80	3.80	5.90	74
	Lumbar	1.10	1.20	1.20	1.80	22
	Accent	2.80	3.10	3.70	3.30	56
	Arms	4.30	4.60	6.30	7.10	86
N92H3BX, N92H3BRX, N92H3BLX, N92H3BBX, N92HTU3BX, N92HTU3BRX, N92HTU3BLX, N92HTU3BBX	Seat	5.90	6.70	7.90	7.90	118
	Back	3.70	3.80	3.80	5.90	74
	Lumbar	1.10	1.20	1.20	1.80	22
	Accent	2.80	3.10	3.70	3.30	56
	Arms	2.80	3.20	3.80	3.90	58
N92H3M, N92HTU3M		12.80	13.80	15.80	14.50	253
	N92H3MX, N92HTU3MX					
	Seat	5.90	6.70	7.90	7.90	118
	Back	3.70	3.80	3.80	5.90	74
	Lumbar	1.10	1.20	1.20	1.80	22
	Accent	2.80	3.10	3.70	3.30	56
N92H3R, N92H3RR, N92H3L, N92H3LL, N92HTU3R, N92HTU3RR, N92HTU3L, N92HTU3LL		14.10	15.30	17.10	17.40	281
	N92H3RH, N92H3LH, N92HTU3RH, N92HTU3LH	15.60	16.40	19.20	18.20	311
N92H3RHX, N92H3LHX, N92HTU3RHX, N92HTU3LHX	Seat	5.90	6.70	7.90	7.90	118
	Back	3.70	3.80	4.50	5.90	74
	Lumbar	1.10	1.20	1.20	1.80	22
	Accent	2.80	3.10	3.70	3.30	56
	Arms	2.90	3.10	4.40	4.50	57.5
N92H3RM, N92H3LM, N92HTU3RM, N92HTU3LM		14.90	15.80	18.60	18.30	297
	N92H3RMX, N92H3LMX, N92HTU3RMX, N92HTU3LMX					
	Seat	5.90	6.70	7.90	7.90	118
	Back	3.70	3.80	4.50	5.90	74
	Lumbar	1.10	1.20	1.20	1.80	22
	Accent	2.80	3.10	3.70	3.30	56
	Arms	2.20	2.40	3.70	4.10	44
N92H3RX, N92H3RRX, N92H3LX, N92H3LLX, N92HTU3RX, N92HTU3RRX, N92HTU3LX, N92HTU3LLX	Seat	5.90	6.70	7.90	7.90	118
	Back	3.70	3.80	3.80	5.90	74
	Lumbar	1.10	1.20	1.20	1.80	22
	Accent	2.80	3.10	3.70	3.30	56
	Arms	1.50	1.60	1.90	1.90	30

COM YARDAGE

COM YARDAGE REQUIREMENTS

COM YARDAGE REQUIREMENTS (54" WIDTH – CUT UP THE ROLL)

MODEL	RAILOADED Contact customer service 800-482-1717 for ydg requirements	NON DIRECTIONAL OR SOLID	1"-4" REPEAT	5"-11" REPEAT	12"-18" REPEAT	COL SQUARE FEET
			4" VERTICAL X 4" HORIZONTAL	11" VERTICAL X 11" HORIZONTAL	18" VERTICAL X 18" HORIZONTAL	
N92HC2		9.20	13.70	16.70	16.90	181.5
N92HC2X	Back	3.80	4.10	5.00	7.90	74
	Lumbar	0.70	0.80	1.20	1.80	12.5
	Seat	3.70	4.30	5.90	7.30	73
	Accent	2.90	4.10	4.90	4.30	55.5
N92HC3		13.11	18.90	23.10	23.50	261
N92HC3X	Back	5.40	5.90	7.50	8.60	107.5
	Lumbar	1.20	1.50	1.80	3.40	24
	Seat	5.50	6.00	6.50	8.30	108
	Accent	4.80	5.30	6.00	5.90	96
N92HIN9, N92HTUIN9		6.20	7.70	11.50	13.30	122
N92HIN9X, N92HTUIN9X	Seat	2.70	3.30	4.90	5.30	54
	Back	2.40	2.50	2.80	3.90	48
	Lumbar	0.70	0.80	0.90	1.30	14
	Accent	1.50	1.80	2.40	2.30	30
N92HOU9		5.20	6.00	9.00	10.40	103
N92HOU9X	Seat	2.80	3.40	4.60	5.30	55
	Back	1.40	1.50	1.50	2.20	28
	Lumbar	0.50	0.50	0.60	0.80	10
	Accent	1.00	1.10	1.20	1.30	18
N92HSQ9D, N92HTUSQ9D	Complete	5.50	7.50	9.60	9.90	108
N92HSQ9DX, N92HTUSQ9DX	Seat	2.70	3.20	4.00	4.00	54
	Back	2.70	3.30	4.00	4.00	40
	Lumbar	0.40	0.50	0.60	1.30	8
	Accent	1.40	2.10	2.40	2.30	28
N92HSQ9R, N92HSQ9L	Complete	5.20	6.80	7.30	9.30	102
N92HTUSQ9R, N92HTUSQ9L	Seat	2.40	3.30	3.30	4.00	48
	Back	2.00	2.20	3.00	3.20	40
	Lumbar	0.40	0.50	0.60	1.30	8
	Accent	1.40	2.10	2.40	2.30	28
N92HTL2B, N92HTL2BR, N92HTL2BL, N92HTL2BB, N92HTW2B, N92HTW2BR, N92HTW2BL, N92HTW2BB		9.40	10.10	11.00	11.90	185.5
N92HTL2BX, N92HTL2BRX, N92HTL2BLX, N92HTL2BBX, N92HTW2BX, N92HTW2BRX, N92HTW2BLX, N92HTW2BBX	Seat	3.20	3.60	3.70	4.30	63.75
	Back	1.20	1.30	1.30	1.90	24
	Lumbar	0.70	0.80	0.90	1.30	13
	Accent	1.90	2.10	2.50	2.30	35.5
	Arms	2.80	3.20	3.80	3.90	58
N92HTL2M, N92HTW2M		6.70	7.50	8.50	7.90	133.5
N92HTL2MX, N92HTW2MX	Seat	3.20	3.60	3.70	4.30	63.75
	Back	1.20	1.30	1.30	1.90	24
	Lumbar	0.70	0.80	0.90	1.30	13
	Accent	1.90	2.10	2.50	2.30	35.5
N92HTL2R, N92HTL2RR, N92HTL2L, N92HTL2LL, N92HTW2R, N92HTW2RR, N92HTW2L, N92HTW2LL		8.10	8.90	9.80	9.9	161
N92HTL2RH, N92HTL2LH, N92HTW2RH, N92HTW2LH		9.50	10.30	11.90	13.40	189
N92HTL2RHX, N92HTL2LHX, N92HTW2RHX, N92HTW2LHX	Seat	3.20	3.60	3.70	4.30	63.75
	Back	1.20	1.30	1.30	1.90	24
	Lumbar	0.70	0.80	0.90	1.30	13
	Accent	1.90	2.00	2.50	2.30	35.5
	Arms	2.90	3.10	4.40	4.50	57.5
N92HTL2RM, N92HTL2LM, N92HTW2RM, N92HTW2LM		8.80	9.60	11.20	14.00	175

COM YARDAGE REQUIREMENTS

COM YARDAGE REQUIREMENTS (54" WIDTH – CUT UP THE ROLL)

MODEL	RAILOADED Contact customer service 800-482-1717 for ydg requirements	NON DIRECTIONAL OR SOLID	1"-4" REPEAT	5"-11" REPEAT	12"-18" REPEAT	COL SQUARE FEET
			4" VERTICAL X 4" HORIZONTAL	11" VERTICAL X 11" HORIZONTAL	18" VERTICAL X 18" HORIZONTAL	
N92HTL2RMX, N92HTL2LMX	Seat	3.20	3.60	3.70	4.30	63.75
N92HTW2RMX, N92HTW2LMX	Back	1.20	1.30	1.30	1.90	24
	Lumbar	0.70	0.80	0.90	1.30	13
	Accent	1.90	2.00	2.50	2.30	35.5
	Arms	2.20	2.40	3.70	4.10	44
N92HTL2RX, N92HTL2RRX, N92HTL2LX, N92HTL2LLX, N92HTW2RX, N92HTW2RRX, N92HTW2LX, N92HTW2LLX	Seat	3.20	3.60	3.70	4.30	63.75
	Back	1.20	1.30	1.30	1.90	24
	Lumbar	0.70	0.80	0.90	1.30	13
	Accent	2.80	3.10	3.70	3.30	56
	Arms	1.50	1.60	1.90	1.90	30
N92HTL3B, N92HTL3BR, N92HTL3BL, N92HTL3BB, N92HTW3B, N92HTW3BR, N92HTW3BL, N92HTW3BB		12.30	13.20	14.70	14.90	245
N92HTL3BH, N92HTW3BH		15.20	16.10	18.30	18.20	303
N92HTL3BHX, N92HTW3BHX	Seat	4.40	4.80	4.90	5.90	88
	Back	2.70	2.80	3.30	3.30	54
	Lumbar	1.10	1.20	1.20	1.80	22
	Accent	2.80	3.10	3.70	3.30	56
	Arms	5.70	5.90	7.50	7.50	113
N92HTL3BM, N92HTW3BM		13.70	14.50	17.40	17.20	273
N92HTL3BMX, N92HTW3BMX	Seat	4.40	4.80	4.90	5.90	88
	Back	2.70	2.80	3.30	3.30	54
	Lumbar	1.10	1.20	1.20	1.80	22
	Accent	2.80	3.10	3.70	3.30	56
	Arms	4.30	4.60	6.30	7.10	86
N92HTL3BX, N92HTL3BRX, N92HTL3BLX, N92HTL3BBX, N92HTW3BX, N92HTW3BRX, N92HTW3BLX, N92HTW3BBX	Seat	4.40	4.80	4.90	5.90	88
	Back	2.70	2.80	3.30	3.30	54
	Lumbar	1.10	1.20	1.20	1.80	22
	Accent	2.80	3.10	3.70	3.30	56
	Arms	2.80	3.20	3.80	3.90	58
N92HTL3M, N92HTW3M		9.60	10.50	11.60	10.50	191
N92HTL3MX, N92HTW3MX	Seat	4.40	4.80	4.90	5.90	88
	Back	2.70	2.80	3.30	3.30	54
	Lumbar	1.10	1.20	1.20	1.80	22
	Accent	2.80	3.10	3.70	3.30	56
N92HTL3R, N92HTL3RR, N92HTL3L, N92HTL3LL, N92HTW3R, N92HTW3RR, N92HTW3L, N92HTW3LL		10.90	11.80	13.40	12.80	217
N92HTL3RH, N92HTL3LH, N92HTW3RH, N92HTW3LH		12.30	13.10	15.20	13.80	245
N92HTL3RHX, N92HTL3LHX N92HTW3RHX, N92HTW3LHX	Seat	4.40	4.80	4.90	5.90	88
	Back	2.70	2.80	3.30	3.30	54
	Lumbar	1.10	1.20	1.20	1.80	22
	Accent	2.80	3.10	3.70	3.30	56
	Arms	2.90	3.10	4.40	4.50	57.5
N92HTL3RM, N92HTL3LM, N92HTW3RM, N92HTW3LM		11.70	12.40	14.30	14.30	233
N92HTL3RMX, N92HTL3LMX N92HTW3RMX, N92HTW3LMX	Seat	4.40	4.80	4.90	5.90	88
	Back	2.70	2.80	3.30	3.30	54
	Lumbar	1.10	1.20	1.20	1.80	22
	Accent	2.80	3.10	3.70	3.30	56
	Arms	2.20	2.40	3.70	4.10	44
N92HTL3RX, N92HTL3RRX, N92HTL3LX, N92HTL3LLX, N92HTW3RX, N92HTW3RRX, N92HTW3LX, N92HTW3LLX	Seat	4.40	4.80	4.90	5.90	88
	Back	2.70	2.80	3.30	3.30	54
	Lumbar	1.10	1.20	1.20	1.80	22
	Accent	2.80	3.10	3.70	3.30	56
	Arms	1.50	1.60	1.90	1.90	30

COM YARDAGE

COM YARDAGE REQUIREMENTS

COM YARDAGE REQUIREMENTS (54" WIDTH – CUT UP THE ROLL)

MODEL	RAILOADED Contact customer service 800-482-1717 for ydg requirements	NON DIRECTIONAL OR SOLID	1"-4" REPEAT	5"-11" REPEAT	12"-18" REPEAT	COL SQUARE FEET
			4" VERTICAL X 4" HORIZONTAL	11" VERTICAL X 11" HORIZONTAL	18" VERTICAL X 18" HORIZONTAL	
N92HTLIN9, N92HTWIN9		4.60	5.70	7.90	8.90	91
N92HTLIN9X, N92HTWIN9X	Seat	2.30	2.80	3.80	4.80	46
	Back	1.20	1.60	2.20	2.90	24
	Lumbar	0.70	0.80	0.90	1.30	14
	Accent	1.50	1.80	2.40	2.30	30
N92HTLSQ9D, N92HTWSQ9D		3.50	5.50	6.70	6.80	70
N92HTLSQ9D, N92HTWSQ9D	Seat	2.00	2.30	2.50	2.80	39
	Back	1.30	1.40	2.10	2.20	26
	Lumbar	0.40	0.50	0.60	1.30	8
	Accent	1.40	2.10	2.40	2.30	28
N92HTLSQ9R, N92HTLSQ9L, N92HTWSQ9R, N92HTWSQ9L		3.30	5.50	6.70	6.80	66
N92HTLSQ9RX, N92HTLSQ9LX, N92HTWSQ9RX, N92HTWSQ9LX	Seat	1.60	2.30	2.50	3.20	33
	Back	1.30	1.40	2.10	2.20	26
	Lumbar	0.40	0.50	0.60	1.30	8
	Accent	1.40	2.10	2.40	2.30	28
N92HTUC2		9.20	10.90	15.30	15.80	182.5
N92HTUC2X	Seat	2.70	3.00	4.90	5.30	53
	Back	3.80	4.10	5.00	7.90	74
	Lumbar	0.70	0.80	1.20	1.80	12.5
	Accent	2.90	4.10	4.90	4.30	55.5
N92HTUC3		12.70	13.80	15.80	14.50	253
N92HTUC3X	Seat	6.60	8.40	9.30	10.50	131.5
	Back	5.40	5.90	7.50	8.60	107.5
	Lumbar	1.20	1.50	1.80	3.40	24
	Accent	4.80	5.30	6.00	5.90	96
N92HTUSQ9RX, N92HTUSQ9LX	Seat	2.60	2.80	3.60	3.30	52
	Back	2.00	2.20	3.00	3.20	40
	Lumbar	0.40	0.50	0.60	1.30	8
	Accent	1.40	2.10	2.40	2.30	28
N92HTW2BH, N92HTL2BH		12.30	13.20	14.90	17.40	245
N92HTW2BHX, N92HTL2BHX	Seat	3.20	3.60	3.70	4.30	63.75
	Back	1.20	1.30	1.30	1.90	24
	Lumbar	0.70	0.80	0.90	1.30	13
	Accent	1.90	2.00	2.50	2.30	35.5
	Arms	5.70	5.90	7.50	7.50	113
N92HTW2BM, N92HTL2BM		10.90	11.60	13.40	15.80	217
N92HTW2BMX, N92HTL2BMX	Seat	3.20	3.60	3.70	4.30	63.75
	Back	1.20	1.30	1.30	1.90	24
	Lumbar	0.70	0.80	0.90	1.30	13
	Accent	1.90	2.00	2.50	2.30	35.5
	Arms	4.30	4.60	6.30	7.10	86
N92HTWC2, N92HTLC2		5.40	8.00	11.90	12.40	107
N92HTWC2X, N92HTLC2X	Seat	2.20	2.80	3.30	3.90	43
	Back	1.70	1.90	2.50	3.90	34
	Lumbar	0.70	0.80	1.20	1.80	12.5
	Accent	2.90	4.10	4.90	4.30	55.5
N92HTWC3, N92HTLC3		7.60	11.00	14.50	14.70	150
N92HTWC3X, N92HTLC3X	Seat	3.20	3.80	4.30	5.80	62
	Back	1.90	2.50	3.10	4.90	38
	Lumbar	1.20	1.50	1.80	3.40	24
	Accent	4.80	5.30	6.00	5.90	96
N92M1B, N92M1BR, N92M1BL		6.80	7.30	8.30	9.40	133
N92M1BM		8.30	8.90	10.00	11.20	165.5
N92M1BMX	Seat	2.60	3.00	3.10	3.90	50
	Back	1.40	1.50	1.50	2.20	25
	Lumbar	0.40	0.50	0.60	0.80	7
	Arms	4.30	4.60	6.30	7.10	86

COM YARDAGE REQUIREMENTS

COM YARDAGE REQUIREMENTS (54" WIDTH – CUT UP THE ROLL)

MODEL	RAILOADED Contact customer service 800-482-1717 for ydg requirements	NON DIRECTIONAL OR SOLID	1"-4" REPEAT	5"-11" REPEAT	12"-18" REPEAT	COL SQUARE FEET
			4" VERTICAL X 4" HORIZONTAL	11" VERTICAL X 11" HORIZONTAL	18" VERTICAL X 18" HORIZONTAL	
N92M1BX, N92M1BRX, N92M1BLX	Seat	2.60	3.00	3.10	3.90	50
	Back	1.40	1.50	1.50	2.20	25
	Lumbar	0.40	0.50	0.60	0.80	7
	Arms	2.80	3.20	3.80	3.90	58
N92M1M		4.10	4.70	4.90	5.40	80
N92M1MX	Seat	2.60	3.00	3.10	3.90	50
	Back	1.40	1.50	1.50	2.20	25
	Lumbar	0.40	0.50	0.60	0.80	7
N92M1R, N92M1RR, N92M1L, N92M1LL		5.50	6.00	6.50	7.40	107
N92M1RM, N92M1LM		6.20	6.80	7.60	8.30	123.5
N92M1RMX, N92M1LMX	Seat	2.60	3.00	3.10	3.90	50
	Back	1.40	1.50	1.50	2.20	25
	Lumbar	0.40	0.50	0.60	0.80	7
	Arms	2.20	2.40	3.70	4.10	44
N92M1RX, N92M1RRX N92M1LX, N92M1LLX	Seat	2.60	3.00	3.10	3.90	50
	Back	1.40	1.50	1.50	2.20	25
	Lumbar	0.40	0.50	0.60	0.80	7
	Arms	1.50	1.60	1.90	1.90	30
N92M2B, N92M2BR, N92M2BL, N92M2BB, N92MTU2B, N92MTU2BR, N92MTU2BL, N92MTU2BB		9.80	10.30	11.10	12.90	195
N92M2BM, N92MTU2BM		11.30	12.00	13.70	16.20	225
N92M2BMX, N92MTU2BMX	Seat	4.10	4.60	4.90	5.30	80
	Back	2.50	2.60	2.60	3.90	50
	Lumbar	0.70	0.80	0.90	1.30	13
	Arms	4.30	4.60	6.30	7.10	86
N92M2BX, N92M2BRX, N92M2BLX, N92M2BBX, N92MTU2BX, N92MTU2BRX, N92MTU2BLX, N92MTU2BBX	Seat	4.10	4.60	4.90	5.30	80
	Back	2.50	2.60	2.60	3.90	50
	Lumbar	0.70	0.80	0.90	1.30	13
	Arms	2.80	3.20	3.80	3.90	58
N92M2M, N92MTU2M		7.10	7.70	8.50	8.30	139.5
N92M2MX, N92MTU2MX	Seat	4.10	4.60	4.90	5.30	80
	Back	2.50	2.60	2.60	3.90	50
	Lumbar	0.70	0.80	0.90	1.30	13
N92M2R, N92M2RR, N92M2L, N92M2LL N92MTU2R, N92MTU2RR, N92MTU2L, N92MTU2LL		8.40	9.10	9.80	11.00	167
N92M2RM, N92M2LM, N92MTU2RM, N92MTU2LM		9.20	9.80	11.20	13.10	183
N92M2RMX, N92M2LMX, N92MTU2RMX, N92MTU2LMX	Seat	4.10	4.60	4.90	5.30	80
	Back	2.50	2.60	2.60	3.90	50
	Lumbar	0.70	0.80	0.90	1.30	13
	Arms	2.20	2.40	3.70	4.10	44
N92M2RX, N92M2RRX, N92M2LX, N92M2LLX, N92MTU2RX, N92MTU2RRX, N92MTU2LX, N92MTU2LLX	Seat	4.10	4.60	4.90	5.30	80
	Back	2.50	2.60	2.60	3.90	50
	Lumbar	0.70	0.80	0.90	1.30	13
	Arms	1.50	1.60	1.90	1.90	30
N92M3B, N92M3BR, N92M3BL, N92M3BB, N92MTU3B, N92MTU3BR, N92MTU3BL, N92MTU3BB		12.80	13.80	15.00	16.90	255
N92M3BM, N92MTU3BM		14.30	15.10	17.40	18.20	285
N92M3BMX, N92MTU3BMX	Seat	5.60	6.30	6.70	7.30	111.5
	Back	3.70	3.80	4.50	5.90	74
	Lumbar	1.10	1.20	1.20	1.80	22
	Arms	4.30	4.60	6.30	7.10	86

COM YARDAGE REQUIREMENTS

COM YARDAGE REQUIREMENTS (54" WIDTH – CUT UP THE ROLL)

MODEL	RAILROADED Contact customer service 800-482-1717 for ydg requirements	NON DIRECTIONAL OR SOLID	1"-4" REPEAT	5"-11" REPEAT	12"-18" REPEAT	COL SQUARE FEET
			4" VERTICAL X 4" HORIZONTAL	11" VERTICAL X 11" HORIZONTAL	18" VERTICAL X 18" HORIZONTAL	
N92M3BX, N92M3BRX, N92M3BLX, N92M3BBX, N92MTU3BX, N92MTU3BRX, N92MTU3BLX, N92MTU3BBX	Seat Back Lumbar Arms	5.60 3.70 1.10 2.80	6.30 3.80 1.20 3.20	6.70 3.80 1.20 3.80	7.30 5.90 1.80 3.90	111.5 74 22 58
N92M3M, N92MTU3M		10.10	11.00	12.20	12.90	199
N92M3MX, N92MTU3MX	Seat Back Lumbar	5.60 3.70 1.10	6.30 3.80 1.20	6.70 4.50 1.20	7.30 5.90 1.80	111.5 74 22
N92M3R, N92M3RR, N92M3L, N92M3LL, N92MTU3R, N92MTU3RR, N92MTU3L, N92MTU3LL		11.50	12.40	13.40	14.90	229
N92M3RM, N92M3LM, N92MTU3RM, N92MTU3LM		12.20	13.10	14.90	15.20	243
N92M3RMX, N92M3LMX, N92MTU3RMX, N92MTU3LMX	Seat Back Lumbar Arms	5.60 3.70 1.10 2.20	6.30 3.80 1.20 2.40	6.70 3.80 1.20 3.70	7.30 5.90 1.80 4.10	111.5 74 22 44
N92M3RX, N92M3RRX, N92M3LX, N92M3LLX, N92MTU3RX, N92MTU3RRX, N92MTU3LX, N92MTU3LLX	Seat Back Lumbar Arms	5.60 3.70 1.10 1.50	6.30 3.80 1.20 1.60	6.70 3.80 1.20 1.90	7.30 5.90 1.80 1.90	111.5 74 22 30
N92MC2		6.80	9.00	12.00	13.30	135
N92MC2X	Back Lumbar Seat	3.80 0.70 3.70	4.10 0.80 4.30	5.00 1.20 5.90	7.90 1.80 7.30	74 12.5 74
N92MC3		10.20	13.50	16.00	18.00	202
N92MC3X	Back Lumbar Seat	5.40 1.20 5.50	5.90 1.50 6.60	7.50 1.80 8.00	8.60 3.40 8.50	107.5 24 108
N92MIN9, N92MTUIN9		5.00	6.00	8.40	10.20	100
N92MIN9X, N92MTUIN9X	Seat Back Lumbar	2.70 2.40 0.70	3.30 2.50 0.80	4.90 2.80 0.90	5.30 3.90 1.30	54 48 14
N92MOU9		4.30	4.90	6.60	7.70	86
N92MOU9X	Seat Back Lumbar	2.80 1.40 0.50	3.40 1.50 0.50	4.60 1.50 0.60	5.30 2.20 0.80	55 28 10
N92MSQ9D, N92MTUSQ9D	Complete	4.30	5.40	7.00	7.80	86
N92MSQ9DX, N92MTUSQ9DX	Seat Back Lumbar	2.70 2.00 0.40	3.30 2.10 0.50	4.00 3.00 0.60	4.00 3.20 1.30	54 40 8
N92MSQ9R, N92MSQ9L, N92MTUSQ9R, N92MTUSQ9L	Complete	4.00	5.50	8.00	8.00	80
N92MSQ9RX, N92MSQ9LX, N92MTUSQ9RX, N92MTUSQ9LX	Seat Back Lumbar	2.40 2.00 0.40	3.20 2.10 0.50	3.30 3.00 0.60	4.00 3.20 1.30	48 40 8
N92MTL2B, N92MTL2BR, N92MTL2BL, N92MTL2BB, N92MTW2B, N92MTW2BR, N92MTW2BL, N92MTW2BB		7.60	8.10	9.20	10.30	151
N92MTL2BX, N92MTL2BRX, N92MTL2BLX, N92MTL2BBX, N92MTW2BX, N92MTW2BRX, N92MTW2BLX, N92MTW2BBX	Seat Back Lumbar Arms	3.20 1.20 0.70 2.80	3.60 1.30 0.80 3.20	3.70 1.30 0.90 3.80	4.30 1.90 1.30 3.90	63.75 24 13 58
N92MTL2M, N92MTW2M		5.00	5.30	6.10	5.80	100
N92MTL2MX, N92MTW2MX	Seat Back Lumbar	3.20 1.20 0.70	3.60 1.30 0.80	3.70 1.30 0.90	4.30 1.90 1.30	63.75 24 13

COM YARDAGE REQUIREMENTS

COM YARDAGE REQUIREMENTS (54" WIDTH – CUT UP THE ROLL)

MODEL	RAILOADED Contact customer service 800-482-1717 for ydg requirements	NON DIRECTIONAL OR SOLID	1"-4" REPEAT	5"-11" REPEAT	12"-18" REPEAT	COL SQUARE FEET
			4" VERTICAL X 4" HORIZONTAL	11" VERTICAL X 11" HORIZONTAL	18" VERTICAL X 18" HORIZONTAL	
N92MTL2R, N92MTL2RR, N92MTL2L, N92MTL2LL, N92MTW2R, N92MTW2RR, N92MTW2L, N92MTW2LL		6.30	6.80	7.40	8.40	125.5
N92MTL2RX, N92MTL2RRX, Seat		3.20	3.60	3.70	4.30	63.75
N92MTL2LX, N92MTL2LLX, Back		1.20	1.30	1.30	1.90	24
N92MTW2RX, N92MTW2RRX, Lumbar		0.70	0.80	0.90	1.30	13
N92MTW2LX, N92MTW2LLX, Arms		1.50	1.60	1.90	1.90	30
N92MTL3B, N92MTL3BR, N92MTL3BL, N92MTL3BB, N92MTW3B, N92MTW3BR, N92MTW3BL, N92MTW3BB		9.60	10.30	11.30	12.80	191
N92MTL3BM, N92MTW3BM		11.10	11.80	13.40	14.90	221
N92MTL3BMX, N92MTW3BMX, Seat		4.40	4.80	4.90	5.90	88
Back		2.70	2.80	3.30	3.30	54
Lumbar		1.10	1.20	1.20	1.80	22
Arms		4.30	4.60	6.30	7.10	86
N92MTL3BX, N92MTL3BRX, Seat		4.40	4.80	4.90	5.90	88
N92MTL3BLX, N92MTL3BBX, Back		2.70	2.80	3.30	3.30	54
N92MTW3BX, N92MTW3BRX, Lumbar		1.10	1.20	1.20	1.80	22
N92MTW3BLX, N92MTW3BBX, Arms		2.80	3.20	3.80	3.90	58
N92MTL3M, N92MTW3M		6.90	7.60	8.50	8.90	137.5
N92MTL3MX, N92MTW3MX, Seat		4.40	4.80	4.90	5.90	88
Back		2.70	2.80	3.30	3.30	54
Lumbar		1.10	1.20	1.20	1.80	22
N92MTL3R, N92MTL3RR, N92MTL3L, N92MTL3LL, N92MTW3R, N92MTW3RR, N92MTW3L, N92MTW3LL		8.30	8.90	9.80	10.30	165
N92MTL3RX, N92MTL3RRX, Seat		4.40	4.80	4.90	5.90	88
N92MTL3LX, N92MTL3LLX, Back		2.70	2.80	3.30	3.30	54
N92MTW3RX, N92MTW3RRX, Lumbar		1.10	1.20	1.20	1.80	22
N92MTW3LX, N92MTW3LLX, Arms		1.50	1.60	1.90	1.90	30
N92MTLIN9, N92MTWIN9		3.20	4.00	5.40	6.90	64
N92MTLIN9X, N92MTWIN9X, Seat		2.30	2.80	3.80	4.80	46
Back		1.20	1.60	2.20	2.90	24
Lumbar		0.70	0.80	0.90	1.30	14
N92MTLSQ9D, N92MTWSQ9D		2.50	3.50	4.30	5.20	50
N92MTLSQ9DX, N92MTWSQ9DX, Seat		1.90	2.30	2.50	2.80	39
Back		1.30	1.40	2.10	2.20	26
Lumbar		0.40	0.50	0.60	1.30	8
N92MTLSQ9R, N92MTLSQ9L, N92MTWSQ9R, N92MTWSQ9L		2.20	3.50	4.30	5.20	44
N92MTLSQ9RX, N92MTLSQ9LX, Seat		1.60	2.30	2.50	3.20	32
N92MTWSQ9RX, N92MTWSQ9LX, Back		1.30	1.40	2.10	2.20	26
Lumbar		0.40	0.50	0.60	1.30	8
N92MTUC2		6.60	7.20	10.40	11.40	130
N92MTUC2X, Seat		2.70	3.00	4.90	5.30	53
Back		3.80	4.10	5.00	7.90	74
Lumbar		0.70	0.80	1.20	1.80	12.5
N92MTUC3		11.70	14.10	16.90	18.80	233
N92MTUC3X, Seat		6.60	8.40	9.30	10.50	131.5
Back		5.40	5.90	7.50	8.60	107.5
Lumbar		1.20	1.50	1.80	3.40	24
N92MTW2BM, N92MTL2BM		9.10	9.70	11.20	13.70	181.5
N92MTW2BMX, N92MTL2BMX, Seat		3.20	3.60	3.70	4.30	63.75
Back		1.20	1.30	1.30	1.90	24
Lumbar		0.70	0.80	0.90	1.30	13
Arms		4.30	4.60	6.30	7.10	86

COM YARDAGE

COM YARDAGE REQUIREMENTS

COM YARDAGE REQUIREMENTS (54" WIDTH – CUT UP THE ROLL)

MODEL	RAILOADED Contact customer service 800-482-1717 for ydg requirements	NON DIRECTIONAL OR SOLID	1"-4" REPEAT	5"-11" REPEAT	12"-18" REPEAT	COL SQUARE FEET
			4" VERTICAL X 4" HORIZONTAL	11" VERTICAL X 11" HORIZONTAL	18" VERTICAL X 18" HORIZONTAL	
N92MTW2RM, N92MTW2LM, N92MTL2RM, N92MTL2LM		7.00	7.50	8.80	10.90	139.5
N92MTW2RMX, N92MTW2LMX, N92MTL2RMX, N92MTL2LMX	Seat	3.20	3.60	3.70	4.30	63.75
	Back	1.20	1.30	1.30	1.90	24
	Lumbar	0.70	0.80	0.90	1.30	13
	Arms	2.20	2.40	3.70	4.10	44
N92MTW3RM, N92MTW3LM, N92MTL3RM, N92MTL3LM		9.00	9.70	10.70	11.90	179
N92MTW3RMX, N92MTW3LMX, N92MTL3RMX, N92MTL3LMX	Seat	4.40	4.80	4.90	5.90	88
	Back	2.70	2.80	3.30	3.30	54
	Lumbar	1.10	1.20	1.20	1.80	22
	Arms	2.20	2.40	3.70	4.10	44
N92MTWC2, N92MTLC2		3.50	4.80	7.00	7.90	69
N92MTWC2X, N92MTLC2X	Seat	2.20	2.80	3.30	3.90	43
	Back	1.70	1.90	2.50	3.90	34
	Lumbar	0.70	0.80	1.20	1.80	12.5
N92MTWC3, N92MTLC3		4.70	6.50	8.50	11.00	92
N92MTWC3X, N92MTLC3X	Seat	3.20	3.80	4.30	5.80	62
	Back	1.90	2.50	3.10	4.90	38
	Lumbar	1.20	1.50	1.80	3.40	24
N92MBH2MS, N92MBH2MSP		7.40	8.00	10.50	10.80	146.2
N92MBH2MSX, N92MBH2MSPX	Seat	4.20	5.00	6.50	7.50	83.02
	Back	2.70	3.00	3.80	4.00	52.6
	Lumbar	0.60	1.00	1.00	1.80	11.62
N92HBH2MS, N92HBH2MSP		9.10	10.00	12.80	13.00	181.0
N92HBH2MSX, N92HBH2MSPX	Seat	4.20	5.00	6.50	7.50	83.02
	Back	2.70	3.00	3.80	4.00	52.6
	Lumbar	0.60	1.00	1.00	1.80	11.62
	Accent	2.00	2.50	3.00	3.50	39.9
N92MBH2MD, N92MBH2MDP		9.70	11.00	14.00	16.80	193.2
N92MBH2MDX, N92MBH2MDPX	Seat	6.60	8.00	10.50	12.50	130.06
	Back	2.30	2.80	3.00	5.00	44.3
	Lumbar	1.20	1.50	1.80	3.00	23.8
N92HBH2MD, N92HBH2MDP		11.80	13.50	16.50	20.00	234.2
N92HBH2MDX, N92HBH2MDPX	Seat	6.60	8.00	10.50	12.50	130.06
	Back	2.30	2.80	3.00	5.00	44.3
	Lumbar	1.20	1.50	1.80	3.00	23.8
	Accent	2.30	2.80	3.00	4.50	44.9
N92MOUR9		4.90	5.30	6.70	6.90	96.6
N92MOUR9X	Seat	3.20	3.40	5.00	4.50	62.1
	Back	1.70	1.80	1.80	2.60	32.2
	Lumbar	0.60	0.60	0.70	1.00	11.5
N92MINR9		5.90	6.40	8.60	9.00	117.3
N92MINR9X	Seat	3.20	3.40	5.00	4.40	62.1
	Back	2.80	2.90	3.30	4.50	55.2
	Lumbar	0.90	1.00	1.10	1.50	16.1
N92HOUR9		5.80	6.60	8.20	8.10	111.6
N92HOUR9X	Seat	3.20	3.40	5.00	4.50	62.1
	Back	1.70	1.80	1.80	2.60	32.2
	Lumbar	0.60	0.60	0.70	1.00	11.5
	Accent	1.20	1.30	1.40	1.50	20.7
N92HINR9		7.20	8.40	11.70	12.00	142.1
N92HINR9X	Seat	3.20	3.40	5.00	4.40	62.1
	Back	2.80	2.90	3.30	4.50	55.2
	Lumbar	0.90	1.00	1.10	1.50	16.1
	Accent	1.80	2.10	2.80	2.70	34.5
N92MINR9SW	Complete	6.40	6.90	9.30	9.80	127.5

COM YARDAGE REQUIREMENTS

COM YARDAGE REQUIREMENTS (54" WIDTH – CUT UP THE ROLL)

MODEL	RAILOADED Contact customer service 800-482-1717 for ydg requirements	NON DIRECTIONAL OR SOLID	1"-4" REPEAT	5"-11" REPEAT	12"-18" REPEAT	COL SQUARE FEET
			4" VERTICAL X 4" HORIZONTAL	11" VERTICAL X 11" HORIZONTAL	18" VERTICAL X 18" HORIZONTAL	
N92MINR9SWX	Seat	3.40	3.70	5.40	4.80	67.5
	Back	3.00	3.20	3.50	4.90	60.0
	Lumbar	0.90	1.00	1.20	1.70	17.5
N92MINR9SL		6.40	6.90	9.30	9.80	127.5
N92MINR9SLX	Seat	3.40	3.70	5.40	4.80	67.5
	Back	3.00	3.20	3.50	4.90	60.0
	Lumbar	0.90	1.00	1.20	1.70	17.5
N92MTUINR9		5.90	6.40	8.60	9.00	117.3
N92MTUINR9X	Seat	3.20	3.40	5.00	4.40	62.1
	Back	2.80	2.90	3.30	4.50	55.2
	Lumbar	0.90	1.00	1.10	1.50	16.1
N92HTUINR9		7.20	8.40	11.70	12.00	142.1
N92HTUINR9X	Seat	3.20	3.40	5.00	4.40	62.1
	Back	2.80	2.90	3.30	4.50	55.2
	Lumbar	0.90	1.00	1.10	1.50	16.1
	Accent	1.80	2.10	2.80	2.70	34.5
N92BR9		3.40	3.80	5.70	6.50	66.2
N92BQR		2.70	3.10	3.70	3.30	52.5
N92BHR		4.40	4.40	5.00	5.80	86.5
N95AA, N95AAC		5.80	7.00	8.40	9.50	116
N95AAL, N95AALC		5.80	7.00	8.40	9.50	116
N95AAR, N95AARC		5.80	7.00	8.40	9.40	116
N95AAX, N95AACX	Back	0.90	1.00	1.10	1.00	8
N95AARX, N95AARCX	Extreme	1.00	1.00	1.20	1.10	9
N95AALX, N95AALCX	Back Accent	1.00	1.00	1.20	1.10	6
	Seat	1.30	1.40	1.80	1.70	12
	Seat Accent	1.00	1.00	1.20	1.30	17
	Arm	2.50	2.80	3.80	4.00	48
N95BB		7.00	10.60	12.70	13.90	140
N95BBB		7.00	10.60	12.70	13.90	140
N95BBL		7.00	10.60	12.70	13.90	140
N95BBR		7.00	10.60	12.70	13.90	140
N95BBX,	Back	1.40	1.70	2.00	2.00	26
N95BBRX,	Extreme	1.80	1.90	2.10	2.10	34
N95BBLX,	Back Accent	1.00	1.00	1.20	1.10	6
N95BBBX	Seat	1.90	3.40	4.00	4.30	35
	Seat Accent	1.00	1.00	1.20	1.30	17
	Arm	2.50	2.80	3.80	4.00	48
N95CC		9.00	14.10	16.30	18.40	179
N95CCB		9.00	14.10	16.30	18.40	179
N95CCL		9.00	14.10	16.30	18.40	179
N95CCR		9.00	14.10	16.30	18.40	179
N95CCX,	Back	1.70	2.50	3.00	3.00	31
N95CCRX,	Extreme	2.60	2.80	3.00	3.00	50.5
N95CCLX,	Back Accent	1.00	1.00	1.20	1.10	6
N95CCBX	Seat	3.00	5.30	6.10	6.80	58
	Seat Accent	1.00	1.00	1.20	1.30	17
	Arm	2.50	2.80	3.80	4.00	48
N95DD		2.60	2.90	3.20	3.50	52
N95DDX	Seat	1.70	1.80	1.80	1.90	22.5
	Seat Accent	1.00	1.00	1.30	1.40	18
N95EE		3.40	5.50	6.20	6.50	68
N95EEX	Seat	2.60	4.50	4.90	5.40	49.25
	Seat Accent	1.00	1.00	1.30	1.40	18
N95GG		5.90	8.00	9.30	9.50	118
N95GGX	Seat	5.00	7.00	8.00	8.40	98
	Seat Accent	1.00	1.00	1.30	1.40	18

COM YARDAGE

COM YARDAGE REQUIREMENTS

COM YARDAGE REQUIREMENTS (54" WIDTH – CUT UP THE ROLL)

MODEL	RAILROADED Contact customer service 800-482-1717 for ydg requirements	NON DIRECTIONAL OR SOLID	1"-4" REPEAT	5"-11" REPEAT	12"-18" REPEAT	COL SQUARE FEET
			4" VERTICAL X 4" HORIZONTAL	11" VERTICAL X 11" HORIZONTAL	18" VERTICAL X 18" HORIZONTAL	
N95MA, N95MAC		3.20	4.30	5.00	5.40	64
N95MAL		4.20	5.70	6.60	7.40	84
N95MALT		4.20	5.70	6.60	7.40	84
N95MAR		4.20	5.70	6.60	7.40	84
N95MART		4.20	5.70	6.60	7.40	84
N95MARX,	Back	0.90	1.00	1.10	1.00	8
N95MARTX,	Extreme	1.00	1.00	1.20	1.10	9
N95MALX,	Back Accent	1.00	1.00	1.20	1.10	6
N95MALTX	Seat	1.30	1.40	1.80	1.70	12
	Seat Accent	1.00	1.00	1.20	1.30	17
	Arm	1.50	1.50	2.00	2.00	27
N95MAX, N95MACX	Back	0.90	1.00	1.10	1.00	8
	Extreme	1.00	1.00	1.20	1.10	9
	Back Accent	1.00	1.00	1.20	1.10	6
	Seat	1.30	1.40	1.80	1.70	12
	Seat Accent	1.00	1.00	1.20	1.30	17
N95MB		5.10	7.90	9.30	9.90	102
N95MBL		6.10	9.20	10.50	11.90	122
N95MBLT		6.10	9.20	10.50	11.90	122
N95MBR		6.10	9.20	10.50	11.90	122
N95MBRT		6.10	9.20	10.50	11.90	122
N95MBRX,	Back	1.40	1.70	2.00	2.00	26
N95MBRTX,	Extreme	1.80	1.90	2.10	2.10	34
N95MBLX,	Back Accent	1.00	1.00	1.20	1.10	6
N95MBLTX	Seat	1.90	3.40	4.00	4.30	35
	Seat Accent	1.00	1.00	1.20	1.30	17
	Arm	1.50	1.50	2.00	2.00	27
N95MBX	Back	1.40	1.70	2.00	2.00	26
	Extreme	1.80	1.90	2.10	2.10	34
	Back Accent	1.00	1.00	1.20	1.10	6
	Seat	1.90	3.40	4.00	4.30	35
	Seat Accent	1.00	1.00	1.20	1.30	17
N95MC		7.10	11.40	13.00	14.40	142
N95MCL		8.10	12.80	14.50	16.40	162
N95MCLT		8.10	12.80	14.50	16.40	162
N95MCR		8.10	12.80	14.50	16.40	162
N95MCRT		8.10	12.80	14.50	16.40	162
N95MCRX,	Back	1.70	2.50	3.00	3.00	31
N95MCRTX,	Extreme	2.60	2.80	3.00	3.00	50.5
N95MCLX,	Back Accent	1.00	1.00	1.20	1.10	6
N95MCLTX	Seat	3.00	5.30	6.10	6.80	58
	Seat Accent	1.00	1.00	1.20	1.30	17
	Arm	1.50	1.50	2.00	2.00	27
N95MCX	Back	1.70	2.50	3.00	3.00	31
	Extreme	2.60	2.80	3.00	3.00	50.5
	Back Accent	1.00	1.00	1.20	1.10	6
	Seat	3.00	5.30	6.10	6.80	58
	Seat Accent	1.00	1.00	1.20	1.30	17
N95MH		2.60	3.30	4.10	5.00	52
N95MHX	Back	0.90	1.00	1.10	1.00	17
	Extreme	1.00	1.00	1.20	1.10	10.5
	Back Accent	1.00	1.00	1.20	1.10	6
	Seat	1.40	1.40	1.70	1.80	26.5
	Seat Accent	1.00	1.00	1.20	1.30	17
N95MHA		2.60	3.40	4.10	4.40	52

COM YARDAGE REQUIREMENTS

COM YARDAGE REQUIREMENTS (54" WIDTH – CUT UP THE ROLL)

MODEL	RAILOADED Contact customer service 800-482-1717 for ydg requirements	NON DIRECTIONAL OR SOLID	1"-4" REPEAT	5"-11" REPEAT	12"-18" REPEAT	COL SQUARE FEET
			4" VERTICAL X 4" HORIZONTAL	11" VERTICAL X 11" HORIZONTAL	18" VERTICAL X 18" HORIZONTAL	
N95MHAX	Back	0.90	1.00	1.10	1.00	17
	Extreme	1.00	1.00	1.20	1.10	6
	Back Accent	1.00	1.00	1.20	1.10	6
	Seat	1.50	1.60	1.70	1.80	28
	Seat Accent	1.00	1.00	1.20	1.30	17
N95MJ		3.30	3.70	5.00	5.20	66
N95MJX	Back	1.00	1.00	1.20	1.00	17
	Extreme	1.00	1.00	1.20	1.10	12.5
	Back Accent	1.00	1.00	1.20	1.10	6
	Seat	1.50	1.60	1.70	1.80	29
	Seat Accent	1.00	1.00	1.20	1.30	17
N95MJA		2.50	3.30	3.70	4.40	50
N95MJAX	Back	0.90	0.90	1.10	1.00	15
	Extreme	1.00	1.00	1.20	1.10	4.5
	Back Accent	1.00	1.00	1.20	1.10	6
	Seat	1.50	1.60	1.70	3.30	28
	Seat Accent	1.00	1.00	1.20	1.30	17
N95MK		4.10	4.40	6.60	7.10	82
N95MKX	Back	1.70	1.70	2.00	2.00	31
	Extreme	1.80	1.90	2.10	2.10	34
	Back Accent	1.00	1.00	1.20	1.10	6
	Seat	1.40	1.50	1.70	1.80	26.5
	Seat Accent	1.00	1.00	1.20	1.30	17
N95MKA		3.40	3.70	4.60	6.00	68
N95MKAX	Back	0.90	1.00	1.10	1.00	15
	Extreme	1.00	1.00	1.20	1.10	6
	Back Accent	1.00	1.00	1.20	1.30	17
	Seat	2.00	2.20	2.60	4.70	39
	Seat Accent	1.00	1.00	1.20	1.30	17
NAC1820CUSH, NAC1820CUSHT		0.70	0.90	1.60	3.10	12
NAC1824CUSH, NAC1824CUSHT		0.70	1.20	1.50	2.70	12
NAC1830CUSH, NAC1830CUSHT		0.90	1.40	1.70	2.70	17
NAC1836CUSH, NAC1836CUSHT		1.10	1.40	1.70	2.70	20
NAC1840CUSH, NAC1840CUSHT		1.00	1.40	2.00	2.20	20
NAC1848CUSH, NAC1848CUSHT		1.10	1.40	1.70	2.70	20
NAC1860CUSH, NAC1860CUSHT		1.60	1.80	2.90	4.20	32
NAC1872CUSH, NAC1872CUSHT		1.70	2.10	2.90	4.20	37
NAC2024CUSH, NAC2024CUSHT		0.70	1.30	2.00	3.20	12
NAC24CUSH, NAC24CUSHT		0.80	1.30	2.30	2.20	15
NAC2424CUSH, NAC2424CUSHT		0.80	1.70	2.30	2.70	14.5
NAC2430CUSH, NAC2430CUSHT		1.20	1.70	2.30	2.70	23
NAC2436CUSH, NAC2436CUSHT		1.20	1.70	2.30	2.70	23
NAC2440CUSH, NAC2440CUSHT		1.20	1.70	2.60	3.20	24
NAC2448CUSH, NAC2448CUSHT		1.20	1.60	2.30	2.70	24
NAC2460CUSH, NAC2460CUSHT		2.10	2.70	3.80	4.20	42
NAC2472CUSH, NAC2472CUSHT		2.10	2.70	3.80	4.20	42
NAC2552CUSH, NAC2552CUSHT		1.90	2.80	4.10	4.60	37
NAC2727CUSH, NAC2727CUSHT		1.40	1.80	2.50	2.70	28
NAC2828CUSH, NAC2828CUSHT		1.50	1.90	2.60	3.20	29
NAC36CUSH, NAC36CUSHT		1.60	2.00	2.60	3.60	30
NAC3636CUSH, NAC3636CUSHT		1.70	2.10	2.60	4.10	33
451		3.30	4.05	5.35	5.90	67
451T		3.60	4.15	5.30	5.90	73
452		3.30	4.05	5.35	5.90	67
452T		3.60	4.15	5.30	5.90	73

COM YARDAGE

COM YARDAGE REQUIREMENTS

STITCH-IT YARDAGE REQUIREMENTS

For Non-Stitch-it locations, reference contrasting model yardage requirements in the Master Seating Pricelist.

MODEL NUMBER	STITCH-IT LOCATION	NON-DIRECTIONAL YARDAGE
N59AAV, N59AATV, N59ALV	Back	0.90
	Extreme Back	0.90
	Seat	1.50
N59DDV, N59DDTV, N59DLV	Back	0.90
	Seat	1.50
N59BBV, N59BBTV, N59BLV	Back	0.90
	Lumbar	0.90
	Extreme Back	0.90
	Extreme Lumbar	0.90
	Seat	1.50
N59JJV, N59JJTV, N59JLV	Back	0.90
	Lumbar	0.90
	Extreme Lumbar	0.90
	Seat	1.50
N59HHV, N59HHTV, N59HLV	Lumbar	0.90
	Extreme Lumbar	0.90
	Seat	1.50
N59CCV, N59CCTV, N59CLV	Seat	1.50
N55AAV, N55BBV, N55EEV, N55HHV	Front Back	0.90
	Extreme Back	0.90
	Seat	0.90
N55CCV, N55DDV	Seat	0.90
NAC1820CUSHV, NAC2024CUSHV	Seat	0.90
NAC1824CUSHV, NAC1830CUSHV, NAC24CUSHV, NAC2424CUSHV	Seat	1.20
NAC1836CUSHV	Seat	1.30
NAC2430CUSHV	Seat	1.20
NAC2436CUSHV	Seat	1.40
NAC2727CUSHV	Seat	1.50
NAC2828CUSHV	Seat	1.50
N85SAV, N85SATV, N85SBV, N85SBTV	Front Back	0.90
	Extreme Back	0.90
	Seat	0.90
N85SCV, N85SACATV	Seat	0.90
N85SAAV, N85SAATV	Front Back	1.75
	Extreme Back	1.75
	Seat	1.75
N85SAAAV, N85SAAATV	Front Back	2.60
	Extreme Back	2.60
	Seat	2.60
N85SACAV, N85SACATV	Front Back	1.75
	Extreme Back	1.75
	Seat	2.60
N71M1MV, N71MS1MV, N71M1AV, N71MS1AV, N71M1RV, N71M1LV	Front Back	1.40
	Seat	1.20
N71D1V	Seat	1.20
N10PSQ1414V, N10PSQ1414PV, N10PRT1508V, N10PRT1508PV, N10PBL1806V, N10PBL1806PV	Front	0.90

STITCH-IT YARDAGE REQUIREMENTS
For Non-Stitch-it locations, reference contrasting model yardage requirements in the Master Seating Pricelist.

MODEL NUMBER	STITCH-IT LOCATION	NON-DIRECTIONAL YARDAGE
N10PWD1816V, N10PWD2116V, N10PWD2416V	Front	0.90
N66RD16GV, N66RD16CV, N66SQ16GV, N66SQ16CV, N66RD18GV, N66RD18CV, N66RD22GV, N66RD22CV, N66SQ18GV, N66SQ18CV, N66SQ22GV, N66SQ22CV, N66TZ16GV, N66TZ16CV, N66TZ18GV, N66TZ18CV, N66TZ22GV, N66TZ22CV	Seat	0.90
N48GFAV, N48GFMV	Front Back	1.00
	Extreme Back	0.90
	Seat	1.50