

---

# ELOQUENCE

## ELOQUENCE

### ELOQUENCE PRODUCT SPECIFICATIONS—GUEST, TANDEM, BARIATRIC, GANGING TABLES

#### FRAME CONSTRUCTION

- Constructed of beech with mortise and tenon joints on top rail and doweled joints on front and back rails
- Each joint is securely glued for maximum joint stability
- Features back legs cut from steam bent beech wood
- Non-marring nylon glides

#### ARMS

- Available with black protective polyurethane arm caps for added durability

#### SEAT CONSTRUCTION (N85SA, N85SB, N85SC, N85SAA, N85SAAA, N85SCA)

- 2" of high grade polyurethane foam covers a plywood panel with high tension strip webbing for comfort
- Corner blocks are screwed and glued in all 4 corners of the seat

#### SEAT CONSTRUCTION (N85SE)

- 2" of high grade polyurethane foam covers a solid seat panel
- Corner blocks are screwed and glued in all 4 corners of the seat

#### BACK CONSTRUCTION (ALL MODELS)

- $\frac{3}{4}$ " of high grade polyurethane foam covers the front of a contoured panel for support and comfort
- The outer (extreme) back features  $\frac{1}{4}$ " of high grade polyurethane foam

#### CONTRASTING FABRICS

- Guest and tandem seating available with contrasting fabric

#### FINISH

- Features a catalyzed top coat that resists denting, peeling and reactions to chemicals
- Can be cleaned with a damp cloth
- When specifying Brighton, Natural, and Sonoma finish, variation in color is acceptable due to the nature of wood characteristics

#### WOOD SPECIES


- Beech

#### TABLES

- Veneer models feature  $\frac{3}{4}$ " grade A, slipmatched, European beech veneer tops with European beech facade rails and legs
- Laminate models feature  $\frac{3}{4}$ " particle board with laminate (HPL) top and European beech facade rails and legs

#### STITCH-IT

- All models available with Stitch-it option, except bariatric



All Eloquence models may be ordered to meet TB133 fire code.

To order seating to meet the TB133 fire code, specify an "F" at the end of the model number (Ex: N85CACF).

For TB133 pricing, go to [www.NationalOfficeFurniture.com/TB133](http://www.NationalOfficeFurniture.com/TB133)

Please consult customer service for applicable Arc-Com, COM, Designtex, Maharam, Momentum, Stinson, or Ultrafabrics fabric.

**FABRICS**

Grade 1	American Graffiti
	Cali
	Input
	Plush
	Ridge
	Stardust
	Vessel
Grade 2	Bliss
	Brilliant
	COM
	Orbit
	Phrase
	Pixie
	Sedona
	Shenanigans
	Strand

Grade 3	COL
	Jacks
	Pop Rocks
Grade 4	Connect Four
	Echo
	Silvertex
Grade 5	Mode

Grade 6	Essence/Ultraleather
Grade 7	Brisa
	Brisa Distressed
	Promessa
	Silica
Grade L7	Davenport
Grade L8	Florence
	Showcase

**FINISHES**

AC	Autumn	PB	Portobello
AD	Almond	PT	Portico
CL	Caramel	SK	Skyline
CW	Cordovan	SM	Sonoma
DW	Judicial	TF	Truffle
HN	Honey	405	Designer White
IM	Brighton	462	Cinder
MC	Amber	792	Sable
MH	Mocha	793	Acorn
NM	Natural		

**LAMINATES**

**TABLES ONLY**

AC2	Autumn 2	PT	Portico
AD	Almond	SK	Skyline
CL	Caramel	SM	Sonoma
CW	Cordovan	TF	Truffle
DW	Judicial	405	Designer White
HN2	Honey 2	462	Cinder
IM	Brighton	791HN	Palisander/Honey*
MC	Amber	791MH	Palisander/Mocha*
MH	Mocha	791NM	Palisander/Natural*
NM	Natural	792	Sable
PB	Portobello	793	Acorn

\*Palisander laminate table tops will have (HN) Honey, (MH) Mocha or (NM) Natural legs

# ELOQUENCE

**To You In 10 DAYS ...or Less**  
 Shaded model numbers are available on our "To You in 10 Days or Less" Quick Delivery program and will be delivered within 10 days.

**TO ORDER, SPECIFY:**

1. Model Number
  2. Fabric Grade Number
  3. Cover Number
  4. Finish Designator
- See page 129 for Eloquence options

**TO ORDER WITH STITCH-IT, SPECIFY:**

- Note: Locations not applicable to all models
1. Model Number
  2. Back/Extreme Fabric Grade Number/ Cover Number
  3. Back Stitch-it Option
  4. Extreme Back Stitch-it Options
  5. Seat Fabric Grade Number/Cover Number
  6. Seat Stitch-it Options
  7. Finish Designator
- See pages 26-27 for Stitch-it options

**GUEST HALF UPHOLSTERED BACK**

**MODEL NO.**

**GRADE / LIST PRICE**

**Quick Delivery Model: QN85SA**



		1	2/COM	3/COL	4	5	6	7	L7	L8
N85SA		\$ 931	951	960	974	989	1017	1052	1221	1275
N85SAT	Black Polyurethane Arm Caps	1023	1043	1052	1066	1081	1109	1144	1313	1367

**DIMENSIONS**

Width	22 <sup>5</sup> / <sub>16</sub>	Seat Height	19 <sup>1</sup> / <sub>2</sub>	Arm Height	27 <sup>3</sup> / <sub>8</sub>	Weight	18
Depth	22 <sup>1</sup> / <sub>2</sub>	Seat Depth	18	Back Height	14 <sup>3</sup> / <sub>8</sub>	Cubic Ft.	15.5
Height	34 <sup>1</sup> / <sub>4</sub>	Seat Width	20 <sup>1</sup> / <sub>4</sub>	Back Width	20 <sup>1</sup> / <sub>4</sub>		

- Contrasting fabric option – specify X (i.e., N85SAX); see next page. For list pricing, use your electronic specification tool or contact customer service
- Stitch-it option – specify V (i.e., N85SAV). For list pricing, use your electronic specification tool or contact customer service
- Stitch-it locations; Front Back, Extreme Back and Seat

Polyurethane Arm Caps

**GUEST FULLY UPHOLSTERED BACK**

**Quick Delivery Model: QN85SB**



		1	2/COM	3/COL	4	5	6	7	L7	L8
N85SB		\$ 986	1014	1026	1045	1066	1104	1152	1384	1459
N85SBT	Black Polyurethane Arm Caps	1076	1104	1116	1135	1156	1194	1242	1474	1549


**DIMENSIONS**

Width	22 <sup>5</sup> / <sub>16</sub>	Seat Height	19 <sup>1</sup> / <sub>2</sub>	Arm Height	27 <sup>3</sup> / <sub>8</sub>	Weight	18
Depth	22 <sup>1</sup> / <sub>2</sub>	Seat Depth	18	Back Height	14 <sup>3</sup> / <sub>8</sub>	Cubic Ft.	15.5
Height	34 <sup>1</sup> / <sub>4</sub>	Seat Width	20 <sup>1</sup> / <sub>4</sub>	Back Width	20 <sup>1</sup> / <sub>4</sub>		

- Contrasting fabric option – specify X (i.e., N85SBX); see next page. For list pricing, use your electronic specification tool or contact customer service
- Stitch-it option – specify V (i.e., N85SBV). For list pricing, use your electronic specification tool or contact customer service
- Stitch-it locations; Front Back, Extreme Back and Seat

Polyurethane Arm Caps

**GUEST WOOD BACK**



Polyurethane Arm Caps

**MODEL NO.**

**GRADE / LIST PRICE**



		1	2/COM	3/COL	4	5	6	7	L7	L8
N85SC		\$ 1005	1025	1034	1048	1063	1091	1126	1295	1349
N85SCT	Black Polyurethane Arm Caps	1098	1118	1127	1141	1156	1184	1219	1388	1442

**DIMENSIONS**

Width	22 <sup>1</sup> / <sub>16</sub>	Seat Height	19 <sup>1</sup> / <sub>2</sub>	Arm Height	27 <sup>3</sup> / <sub>16</sub>	Weight	18
Depth	22 <sup>1</sup> / <sub>2</sub>	Seat Depth	18	Back Height	14 <sup>2</sup> / <sub>32</sub>	Cubic Ft.	15.5
Height	34 <sup>1</sup> / <sub>4</sub>	Seat Width	20 <sup>1</sup> / <sub>4</sub>	Back Width	20 <sup>1</sup> / <sub>4</sub>		

- Stitch-it option – specify V (i.e., N85SCV). For list pricing, use your electronic specification tool or contact customer service
- Stitch-it location; Seat

**GUEST BARIATRIC FULLY UPHOLSTERED BACK**



Polyurethane Arm Caps

		1	2/COM	3/COL	4	5	6	7	L7	L8
N85SE		\$ 1751	1799	1819	1854	1890	1954	2038	2439	2568
N85SET	Black Polyurethane Arm Caps	1845	1893	1913	1948	1984	2048	2132	2533	2662

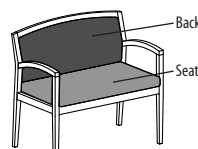
**DIMENSIONS**

Width	35 <sup>3</sup> / <sub>4</sub>	Seat Height	19 <sup>1</sup> / <sub>2</sub>	Arm Height	27 <sup>3</sup> / <sub>16</sub>	Weight	33
Depth	22 <sup>1</sup> / <sub>2</sub>	Seat Depth	18	Back Height	14 <sup>2</sup> / <sub>32</sub>	Cubic Ft.	24.5
Height	34 <sup>1</sup> / <sub>4</sub>	Seat Width	33	Back Width	33		

- Meets 500 lbs. weight load
- Contrasting fabric option – specify X (i.e., N85SEX); see below. For list pricing, use your electronic specification tool or contact customer service

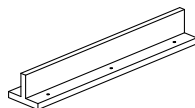
**TO ORDER CONTRASTING FABRIC, SPECIFY:**

1. Model Number plus "X"
2. Back Fabric Grade Number/Cover Number
3. Seat Fabric Grade Number/Cover Number
4. Finish Color



Contrasting Fabric

**CHAIR GANGING BRACKET**



**Quick Delivery Model: QN85SJ**

N85SJ	Wood	\$ 69
-------	------	-------

**DIMENSIONS**

Width	3 <sup>3</sup> / <sub>16</sub>	Weight	3
Depth	17 <sup>3</sup> / <sub>16</sub>	Cubic Ft.	0.6
Height	2 <sup>1</sup> / <sub>2</sub>		

- Some assembly required
- Wood bracket attaches under seat rail
- Separates adjoining chairs by 1/2"

ELOQUENCE

**To You In 10 Days ...or Less**  
 Shaded model numbers are available on our "To You in 10 Days or Less" Quick Delivery program and will be delivered within 10 days.

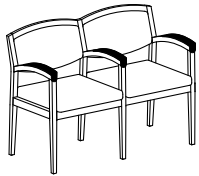
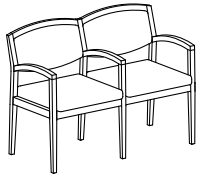
**TO ORDER, SPECIFY:**

1. Model Number
  2. Fabric Grade Number
  3. Cover Number
  4. Finish/Laminate Designator
- See page 129 for Eloquence options

**TO ORDER WITH STITCH-IT, SPECIFY:**

- Note: Locations not applicable to all models
1. Model Number
  2. Back/Extreme Fabric Grade Number/ Cover Number
  3. Back Stitch-it Option
  4. Extreme Back Stitch-it Options
  5. Seat Fabric Grade Number/Cover Number
  6. Seat Stitch-it Options
  7. Finish Designator
- See pages 26-27 for Stitch-it options

**TANDEM  
2 SEAT  
HALF UPHOLSTERED BACK**



Polyurethane Arm Caps

**MODEL NO.**

**GRADE / LIST PRICE**

**Quick Delivery Model: QN85SAA**

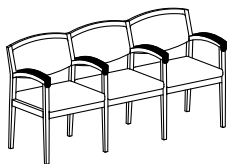
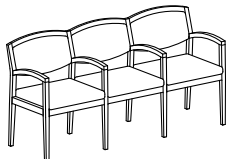
	1	2/COM	3/COL	4	5	6	7	L7	L8
N85SAA	\$ 1705	1745	1763	1791	1822	1876	1947	2284	2393
N85SAAT Black Polyurethane Arm Caps	1844	1884	1902	1930	1961	2015	2086	2423	2532

**DIMENSIONS**

Width	44 <sup>7</sup> / <sub>32</sub>	Seat Height	19 <sup>1</sup> / <sub>2</sub>	Arm Height	27 <sup>3</sup> / <sub>8</sub>	Weight	36
Depth	22 <sup>1</sup> / <sub>2</sub>	Seat Depth	18	Back Height	14 <sup>9</sup> / <sub>32</sub>	Cubic Ft.	26.0
Height	34 <sup>1</sup> / <sub>4</sub>	Seat Width	20 <sup>1</sup> / <sub>4</sub>	Back Width	20 <sup>1</sup> / <sub>4</sub>		

- Contrasting fabric option – specify X (i.e., N85SAAX); see next page. For list pricing, use your electronic specification tool or contact customer service
- Stitch-it option – specify V (i.e., N85SAAV). For list pricing, use your electronic specification tool or contact customer service
- Stitch-it locations; Front Back, Extreme Back and Seat

**TANDEM  
3 SEAT  
HALF UPHOLSTERED BACK**



Polyurethane Arm Caps

**Quick Delivery Model: QN85SAAA**

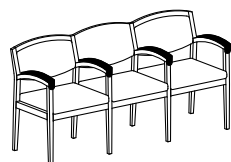
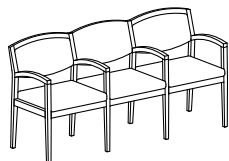
	1	2/COM	3/COL	4	5	6	7	L7	L8
N85SAAA	\$ 2557	2620	2647	2692	2740	2825	2935	3462	3632
N85SAAAT Black Polyurethane Arm Caps	2741	2804	2831	2876	2924	3009	3119	3646	3816

**DIMENSIONS**

Width	66 <sup>1</sup> / <sub>8</sub>	Seat Height	19 <sup>1</sup> / <sub>2</sub>	Arm Height	27 <sup>3</sup> / <sub>8</sub>	Weight	48
Depth	22 <sup>1</sup> / <sub>2</sub>	Seat Depth	18	Back Height	14 <sup>9</sup> / <sub>32</sub>	Cubic Ft.	37.6
Height	34 <sup>1</sup> / <sub>4</sub>	Seat Width	20 <sup>1</sup> / <sub>4</sub>	Back Width	20 <sup>1</sup> / <sub>4</sub>		

- Contrasting fabric option – specify X (i.e., N85SAAAX); see next page. For list pricing, use your electronic specification tool or contact customer service
- Stitch-it option – specify V (i.e., N85SAAAV). For list pricing, use your electronic specification tool or contact customer service
- Stitch-it locations; Front Back, Extreme Back and Seat

**TANDEM  
3 SEAT  
WOOD, HALF UPHOLSTERED**



Polyurethane Arm Caps

**MODEL NO.**

**GRADE / LIST PRICE**

		1	2/COM	3/COL	4	5	6	7	L7	L8
N85SACA		\$ 2631	2691	2717	2761	2806	2888	2993	3500	3663
N85SACAT	Black Polyurethane Arm Caps	2815	2875	2901	2945	2990	3072	3177	3684	3847


**DIMENSIONS**

Width	66 $\frac{1}{2}$	Seat Height	19 $\frac{1}{2}$	Arm Height	27 $\frac{1}{2}$	Weight	48
Depth	22 $\frac{1}{2}$	Seat Depth	18	Back Height	14 $\frac{3}{4}$	Cubic Ft.	37.6
Height	34 $\frac{1}{4}$	Seat Width	20 $\frac{1}{4}$	Back Width	20 $\frac{1}{4}$		

- Wood back is featured as center chair
- Contrasting fabric option – specify X (i.e., N85SACAX); see below. For list pricing, use your electronic specification tool or contact customer service
- Stitch-it option – specify V (i.e., N85SACAV). For list pricing, use your electronic specification tool or contact customer service
- Stitch-it locations; Front Back, Extreme Back and Seat

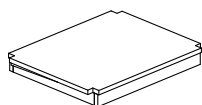
**TO ORDER CONTRASTING FABRIC, SPECIFY:**

1. Model Number plus "X"
2. Back Fabric Grade Number/Cover Number
3. Seat Fabric Grade Number/Cover Number
4. Finish Color



Contrasting Fabric

**GANGING  
CENTER TABLE**



**Quick Delivery Model: QN85SG**

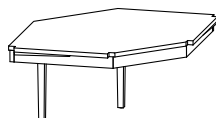
N85SG	Wood Top	\$ 742
N85SGLW	Laminate Top	742

**DIMENSIONS**

Width	24 $\frac{1}{6}$	Weight	14
Depth	19 $\frac{1}{6}$	Cubic Ft.	1.4
Height	2 $\frac{7}{8}$		

- Some assembly required
- Notched to fit snugly to adjoining chairs and bariatric seating
- Fastens with u-shaped brackets under side rails of ganging chairs

**GANGING  
CORNER TABLE**



**Quick Delivery Model: QN85SH**

N85SH	Wood Top	\$ 878
N85SHLW	Laminate Top	878

**DIMENSIONS**

Width	41 $\frac{3}{8}$	Weight	25
Depth	26 $\frac{1}{2}$	Cubic Ft.	2.7
Height	17 $\frac{1}{8}$		

- Some assembly required
- Notched to fit snugly to adjoining chairs and bariatric seating
- Fastens with u-shaped brackets under side rails of ganging chairs

## ELOQUENCE

### ELOQUENCE PRODUCT SPECIFICATIONS—LOUNGE, FREESTANDING TABLES

#### FRAME CONSTRUCTION

- Interior frame is constructed of plywood with tenon joints that are glued and screwed for maximum joint stability
- Exterior frame is constructed of beech with mortise and tenon joints
- Each joint is securely glued for maximum joint stability
- Non-marring nylon glides

#### SEAT CONSTRUCTION

- 4" of high grade polyurethane foam covers a plywood panel with high tension strip webbing for comfort

#### BACK CONSTRUCTION

- 2" of high grade polyurethane foam which is stretched over web sheet and attached to frame

#### ARM CONSTRUCTION

- ¾" of high grade polyurethane foam covers both the interior and exterior upholstery panel
- Available with black protective polyurethane arm caps for added durability

#### CONTRASTING FABRICS

- Available with contrasting fabric locations: back, seat, and arms/outer back

#### FINISH


- Features a catalyzed top coat that resists denting, peeling and reactions to chemicals
- Can be cleaned with a damp cloth
- When specifying Brighton, Natural, and Sonoma finish, variation in color is acceptable due to the nature of wood characteristics

#### WOOD SPECIES

- Beech

#### TABLES

- Veneer models feature ¾" grade A, slipmatched, European beech veneer tops with European beech facade rails and legs
- Laminate models feature ¾" particle board with laminate (HPL) top and European beech facade rails and legs



All Eloquence models may be ordered to meet TB133 fire code.

To order seating to meet the TB133 fire code, specify an "F" at the end of the model number (Ex: N85CACF).

For TB133 pricing, go to [www.NationalOfficeFurniture.com/TB133](http://www.NationalOfficeFurniture.com/TB133)

Please consult customer service for applicable Arc-Com, COM, Designtex, Maharam, Momentum, Stinson, or Ultrafabrics fabric.



**FABRICS**

Grade 1	American Graffiti
	Cali
	Input
	Plush
	Ridge
	Stardust
	Vessel
Grade 2	Bliss
	Brilliant
	COM
	Orbit
	Phrase
	Pixie
	Sedona
	Shenanigans
	Strand

Grade 3	COL
	Jacks
	Pop Rocks
Grade 4	Connect Four
	Echo
	Silvertex
Grade 5	Mode

Grade 6	Essence/Ultraleather
Grade 7	Brisa
	Brisa Distressed
	Promessa
	Silica
Grade L7	Davenport
Grade L8	Florence
	Showcase

**FINISHES**

AC	Autumn	PB	Portobello
AD	Almond	PT	Portico
CL	Caramel	SK	Skyline
CW	Cordovan	SM	Sonoma
DW	Judicial	TF	Truffle
HN	Honey	405	Designer White
IM	Brighton	462	Cinder
MC	Amber	792	Sable
MH	Mocha	793	Acorn
NM	Natural		

**LAMINATES**

**TABLES ONLY**

AC2	Autumn 2	PT	Portico
AD	Almond	SK	Skyline
CL	Caramel	SM	Sonoma
CW	Cordovan	TF	Truffle
DW	Judicial	405	Designer White
HN2	Honey 2	462	Cinder
IM	Brighton	791HN	Palisander/Honey*
MC	Amber	791MH	Palisander/Mocha*
MH	Mocha	791NM	Palisander/Natural*
NM	Natural	792	Sable
PB	Portobello	793	Acorn



\*Palisander laminate table tops will have (HN) Honey, (MH) Mocha or (NM) Natural legs

**ELOQUENCE**

**TO ORDER, SPECIFY:**

1. Model Number
  2. Fabric Grade Number
  3. Cover Number
  4. Finish Designator
- See page 135 for Eloquence options

**1 SEAT LOUNGE**



Polyurethane Arm Caps

**MODEL NO.**

**GRADE / LIST PRICE**



		1	2/COM	3/COL	4	5	6	7	L7	L8
N85LA		\$ 2198	2268	2299	2349	2402	2498	2621	3212	3402
N85LAT	Black Polyurethane Arm Caps	2322	2392	2423	2473	2526	2622	2745	3336	3526

**DIMENSIONS**

Width	27	Seat Height	19	Arm Height	27½	Weight	79
Depth	28¾	Seat Depth	19			Cubic Ft.	20.3
Height	34	Seat Width	22				

- Contrasting fabric option – specify X (i.e., N85LAX); see next page. For list pricing, use your electronic specification tool or contact customer service

**2 SEAT LOUNGE**



Polyurethane Arm Caps


		1	2/COM	3/COL	4	5	6	7	L7	L8
N85LB		\$ 2779	2880	2924	2997	3073	3210	3388	4238	4512
N85LBT	Black Polyurethane Arm Caps	2904	3005	3049	3122	3198	3335	3513	4363	4637

**DIMENSIONS**

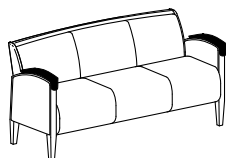
Width	47¾	Seat Height	19	Arm Height	27½	Weight	105
Depth	28¾	Seat Depth	19			Cubic Ft.	34.7
Height	34	Seat Width	42½				

- Cushion is 1 piece with stitching
- Contrasting fabric option – specify X (i.e., N85LBX); see next page. For list pricing, use your electronic specification tool or contact customer service

3 SEAT LOUNGE



Polyurethane Arm Caps



MODEL NO.

GRADE / LIST PRICE

		1	2/COM	3/COL	4	5	6	7	L7	L8
N85LC		\$ 3427	3557	3614	3708	3807	3983	4212	5309	5663
N85LCT	Black Polyurethane Arm Caps	3554	3684	3741	3835	3934	4110	4339	5436	5790

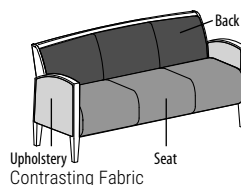
DIMENSIONS

Width	68	Seat Height	19	Arm Height	27½	Weight	135
Depth	28¾	Seat Depth	19			Cubic Ft.	49.1
Height	34	Seat Width	62¾				

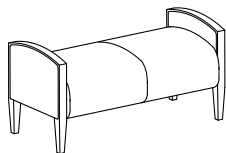
- Cushion is 1 piece with stitching
- Contrasting fabric option – specify X (i.e., N85LCX); see below. For list pricing, use your electronic specification tool or contact customer service

TO ORDER CONTRASTING FABRIC, SPECIFY:

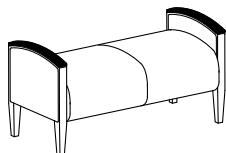
1. Model Number plus "X"
2. Back Fabric Grade Number/Cover Number
3. Seat Fabric Grade Number/Cover Number
4. Upholstery (Arm) Grade Number/Cover Number
5. Finish Color



LOUNGE BENCH



Polyurethane Arm Caps



		1	2/COM	3/COL	4	5	6	7	L7	L8
N85LD		\$ 1754	1817	1844	1889	1937	2022	2132	2659	2829
N85LDT	Black Polyurethane Arm Caps	1880	1943	1970	2015	2063	2148	2258	2785	2955

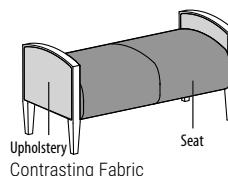
DIMENSIONS

Width	50¾	Seat Height	20¾	Arm Height	24¾	Weight	56
Depth	24¾	Seat Depth	24¾			Cubic Ft.	23.4
Height	24¾	Seat Width	45				

- Cushion is 1 piece with stitching
- Contrasting fabric option – specify X (i.e., N85LDX); see below. For list pricing, use your electronic specification tool or contact customer service

TO ORDER CONTRASTING FABRIC, SPECIFY:

1. Model Number plus "X"
2. Seat Fabric Grade Number/Cover Number
3. Upholstery (Arm) Fabric Grade Number/Cover Number
4. Finish Color



PERSONAL PULL-UP TABLE



10N1622RTPUW	Wood	\$ 1023
10N1622RTPUL	Laminate	1023

DIMENSIONS

Width	22	Weight	32
Depth	13¾	Cubic Ft.	9.25
Height	28½		

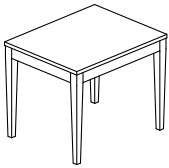
- 50 lb. weight limit
- Specify metal finish (462) Cinder, (501) Platinum Metallic, or (503) Satin Nickel Metallic
- Veneer species is maple
- Specify laminate or wood finish; **Laminates** (AC2) Autumn 2, (AD) Almond, (CL) Caramel, (CW) Cordovan, (DW) Judicial, (HN2) Honey 2, (IM) Brighton, (MC) Amber, (MH) Mocha, (NM) Natural, (PB) Portobello, (PT) Portico, (SK) Skyline, (SM) Sonoma, (TF) Truffle, (405) Designer White, (417) Mojave, (418) Mouse, (419) Wallaby, (425) Shadow, (440) Cloud, (461) Graphite, (462) Cinder, (478) Platinum Grey, (488) Frosty White, (491) Designer White Linear, (492) Cinder Linear, (791) Palisander, (792) Sable, or (793) Acorn; **Wood Finishes** (AC) Autumn, (AD) Almond, (CL) Caramel, (CW) Cordovan, (DW) Judicial, (HN) Honey, (IM) Brighton, (MC) Amber, (MH) Mocha, (NM) Natural, (PB) Portobello, (PT) Portico, (SK) Skyline, (SM) Sonoma, (TF) Truffle, (405) Designer White, (462) Cinder, (792) Sable, or (793) Acorn

# ELOQUENCE

**TO ORDER, SPECIFY:**

1. Model Number
  2. Finish/Laminate Designator
- See page 135 for Eloquence options

**END TABLE**



**MODEL NO. GRADE / LIST PRICE**

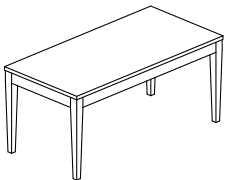
85N2024EN	Wood Top	\$ 878
85N2024ENLW	Laminate Top	878

**DIMENSIONS**

Width	21½"	Weight	19
Depth	24¾"	Cubic Ft.	1.4
Height	20"		

- Some assembly required

**MAGAZINE TABLE**



85N2040MG	Wood Top	\$ 1010
85N2040MGLW	Laminate Top	1010

**DIMENSIONS**

Width	39"	Weight	26
Depth	19¾"	Cubic Ft.	2.2
Height	18½"		

- Some assembly required



## ELOQUENCE PRODUCT SPECIFICATIONS—EXECUTIVE

### SEAT AND BACK CONSTRUCTION

- 11-ply, 1 piece solid molded plywood shell forms the seat and back
- 3" of high density foam covers the seat and 2½" of high density foam covers the back

### ARM CONSTRUCTION

- Constructed of exterior beech with doweled and barrel nut joints
- Arms are attached to the seat and back with metal L-brackets
- Available with black protective polyurethane arm caps for added durability

### CONTROL MECHANISM/LIFT

- The standard knee tilt mechanism features a heavy-duty adjustment tension spring for a variety of body sizes and minimal rise of front seat edge; this allows the user's feet to remain on the floor when the chair is in the reclining position
- The combination gas lift/tilt lock lever allows dual functions with a simple in/out movement for lockout and an up/down movement for height adjustment

### BASE AND CASTERS

- Wood base features a standard 5-prong, rigid steel understructure to ensure long life
- Caster posts fit directly into steel sleeves, greatly reducing caster socket failure
- Decorative hardwood caps complement the chair design
- Black, hard double wheel casters, which work on multiple surfaces, are standard
- Black, soft double wheel casters are available for use on hard floors; upcharge applies to this option

### FINISH

- Features a catalyzed top coat that resists denting, peeling and reactions to chemicals
- Can be cleaned with a damp cloth
- When specifying Brighton, Natural, and Sonoma finish, variation in color is acceptable due to the nature of wood characteristics

### WOOD SPECIES

- Beech



All Eloquence models may be ordered to meet TB133 fire code.

To order seating to meet the TB133 fire code, specify an "F" at the end of the model number (Ex: N85CACF).

For TB133 pricing, go to [www.NationalOfficeFurniture.com/TB133](http://www.NationalOfficeFurniture.com/TB133)

Please consult customer service for applicable Arc-Com, COM, Designtex, Maharam, Momentum, Stinson, or Ultrafabrics fabric.

**FABRICS**

Grade 1 American Graffiti  
 Cali  
 Input  
 Plush  
 Ridge  
 Stardust  
 Vessel

Grade 2 Bliss  
 Brilliant  
 COM  
 Orbit  
 Phrase  
 Pixie  
 Sedona  
 Shenanigans  
 Strand

Grade 3 COL  
 Jacks  
 Pop Rocks

Grade 4 Connect Four  
 Echo  
 Silvertex

Grade 5 Mode

Grade 6 Essence/Ultraleather

Grade 7 Brisa  
 Brisa Distressed  
 Promessa  
 Silica

Grade L7 Davenport

Grade L8 Florence  
 Showcase

**FINISHES**

AC	Autumn	PB	Portobello
AD	Almond	PT	Portico
CL	Caramel	SK	Skyline
CW	Cordovan	SM	Sonoma
DW	Judicial	TF	Truffle
HN	Honey	405	Designer White
IM	Brighton	462	Cinder
MC	Amber	792	Sable
MH	Mocha	793	Acorn
NM	Natural		

**CASTERS**

C3 Hard (standard)  
 C4 Soft (add \$26 list)

**ELOQUENCE**

**TO ORDER, SPECIFY:**

1. Model Number
  2. Fabric Grade Number
  3. Cover Number
  4. Finish Designator
  5. Casters
- See page 141 for Eloquence options

**HIGH BACK**



**MODEL NO.**

**GRADE / LIST PRICE**

			1	2/COM	3/COL	4	5	6	7	L7	L8
N85CAC	Black Polyurethane Arm Caps	\$	1401	1444	1462	1493	1525	1583	1658	2016	2132

**DIMENSIONS**

Width	27¼	Seat Height	18¼-23	Arm Height	27¼-32¼	Weight	45
Depth	28	Seat Depth	18¼			Cubic Ft.	20.4
Height	41½-46¾	Seat Width	22				

**MID BACK**



			1	2/COM	3/COL	4	5	6	7	L7	L8
N85CBC	Black Polyurethane Arm Caps	\$	1358	1398	1416	1444	1475	1529	1600	1937	2046

**DIMENSIONS**

Width	27	Seat Height	18¼-23	Arm Height	27¼-32¼	Weight	44
Depth	27¼	Seat Depth	18¼			Cubic Ft.	19.5
Height	38-43¼	Seat Width	22				



# COM YARDAGE REQUIREMENTS

## COM YARDAGE REQUIREMENTS (54" WIDTH – CUT UP THE ROLL)

MODEL	RAILROADED Contact customer service 800-482-1717 for ydg requirements	NON DIRECTIONAL OR SOLID	1"-4" REPEAT	5"-11" REPEAT	12"-18" REPEAT	COL SQUARE FEET
			4" VERTICAL X 4" HORIZONTAL	11" VERTICAL X 11" HORIZONTAL	18" VERTICAL X 18" HORIZONTAL	
N10BBRD48		4.40				87.5
N10BBTS55		3.50				67.5
N10FPSQ2424		1.40	3.00	4.30	6.00	27.7
N10FPSQ2424X	Seat	0.90	1.00	1.50	1.50	16.1
	Upholstery	0.90	2.00	3.30	5.30	16.7
	Piping	0.30	0.30	0.30	0.30	6.0
N10FPSQ3030		2.20	3.00	4.30	6.00	43.2
N10FPSQ3030X	Seat	1.00	1.30	1.50	1.50	20.0
	Upholstery	1.40	2.00	3.30	5.30	26.6
	Piping	1.90	1.90	1.90	1.90	8.0
N10FPSQ3636		2.40	3.00	4.30	7.30	47.6
N10FPSQ3636X	Seat	1.20	1.30	1.50	2.30	23.3
	Upholstery	1.40	2.00	3.30	5.80	26.6
	Piping	2.20	2.20	2.20	2.20	10.0
N10PBL1806		0.60	0.70	0.70	0.90	12
N10PBL1806X	Upholstery	0.60	0.70	0.70	0.90	6
	Accent	0.30	0.30	0.50	0.70	3
N10PBL1806P		0.60	0.70	0.70	0.90	12
N10PBL1806PX	Upholstery	0.60	0.70	0.70	0.90	6
	Piping	0.10	0.10	0.10	0.10	2
	Accent	0.30	0.30	0.50	0.70	3
N10PSQ1414		0.60	0.70	0.70	0.80	12
N10PSQ1414X	Upholstery	0.60	0.70	0.70	0.80	6
	Back	0.60	0.70	0.70	0.80	6
N10PSQ1414P		0.70	0.70	0.70	0.80	14
N10PSQ1414PX	Upholstery	0.60	0.70	0.70	0.80	6
	Back	0.60	0.70	0.70	0.80	6
	Piping	0.10	0.10	0.10	0.10	2
N10PSQ1414B		0.60	0.70	0.70	0.80	12
N10PSQ1414BX	Upholstery	0.60	0.70	0.70	0.80	6
	Back	0.60	0.70	0.70	0.80	6
	Accent	0.10	0.10	0.10	0.10	1
N10PSQ1414BP		0.70	0.70	0.70	0.80	14
N10PSQ1414BPX	Upholstery	0.60	0.70	0.70	0.80	6
	Back	0.60	0.70	0.70	0.80	6
	Piping	0.10	0.10	0.10	0.10	2
	Accent	0.10	0.10	0.10	0.10	1
N10PSQ1616		0.70	0.80	1.10	2.00	13
N10PSQ1616X	Upholstery	0.70	0.80	1.10	1.30	7
	Back	0.70	0.80	1.10	1.30	7
N10PSQ1616P		0.70	1.10	1.10	2.00	14
N10PSQ1616PX	Upholstery	0.70	0.80	1.10	1.30	7
	Back	0.70	0.80	1.10	1.30	7
	Piping	0.20	0.20	0.20	0.20	4
N10PSQ1616B		0.70	0.80	1.10	2.00	13
N10PSQ1616BX	Upholstery	0.70	0.80	1.10	1.30	7
	Back	0.70	0.80	1.10	1.30	7
	Accent	0.20	0.20	0.20	0.20	1
N10PSQ1616BP		0.70	0.80	1.10	2.00	14
N10PSQ1616PBX	Upholstery	0.70	0.80	1.10	1.30	7
	Back	0.70	0.80	1.10	1.30	7
	Piping	0.20	0.20	0.20	0.20	4
	Accent	0.20	0.20	0.20	0.20	1
N10PSQ1818		0.70	0.90	1.70	2.40	14
N10PSQ1818X	Upholstery	0.70	0.90	1.00	1.30	8
	Back	0.70	0.90	1.00	1.30	8
N10PSQ1818P		0.80	0.90	1.70	2.40	13

## COM YARDAGE REQUIREMENTS

### COM YARDAGE REQUIREMENTS (54" WIDTH – CUT UP THE ROLL)

MODEL	RAILOADED Contact customer service 800-482-1717 for ydg requirements	NON DIRECTIONAL OR SOLID	1"-4" REPEAT	5"-11" REPEAT	12"-18" REPEAT	COL SQUARE FEET
			4" VERTICAL X 4" HORIZONTAL	11" VERTICAL X 11" HORIZONTAL	18" VERTICAL X 18" HORIZONTAL	
N10PSQ1818PX	Upholstery	0.70	0.90	1.00	1.30	8
	Back	0.70	0.90	1.00	1.30	8
	Piping	0.20	0.20	0.20	0.20	4
N10PSQ1818B		0.70	0.90	1.70	2.40	14
N10PSQ1818BX	Upholstery	0.70	0.90	1.00	1.30	8
	Back	0.70	0.90	1.00	1.30	8
	Accent	0.20	0.20	0.20	0.20	1
N10PSQ1818BP		0.80	0.90	1.70	2.40	15
N10PSQ1818PBX	Upholstery	0.70	0.90	1.00	1.30	8
	Back	0.70	0.90	1.00	1.30	8
	Piping	0.20	0.20	0.20	0.20	13
	Accent	0.20	0.20	0.20	0.20	1
N10PRT1508		0.40	0.50	0.60	1.30	8
N10PRT1508X	Upholstery	0.40	0.50	0.60	0.80	4
	Back	0.40	0.50	0.60	0.80	4
N10PRT1508L, N10PRT1508R, N10PRT1508C		0.40	0.50	0.60	1.30	8
N10PRT1508LX, N10PRT1508RX, N10PRT1508CX	Upholstery	0.40	0.50	0.60	0.80	4
	Back	0.40	0.50	0.60	0.80	4
	Accent	0.40	0.50	0.60	0.80	4
N10PRT1508P		0.50	0.50	0.60	1.30	10
N10PRT1508PX	Upholstery	0.40	0.50	0.60	0.80	4
	Back	0.40	0.50	0.60	0.80	4
	Piping	0.10	0.10	0.10	0.10	2
N10PRT1508LP, N10PRT1508RP, N10PRT1508CP		0.50	0.50	0.60	1.30	10
N10PRT1508LPX, N10PRT1508RPX, N10PRT1508CPX	Upholstery	0.40	0.50	0.60	0.80	4
	Back	0.40	0.50	0.60	0.80	4
	Piping	0.10	0.10	0.10	0.10	2
	Accent	0.40	0.50	0.60	0.80	4
N10PWD1816		0.90	1.20	1.50	1.80	18
N10PWD1816X	Upholstery	0.70	0.70	1.00	1.20	7
	Back	0.60	0.60	0.90	0.80	6
	Accent	0.60	0.60	0.90	0.80	6
N10PWD2116		1.10	1.20	1.50	1.80	22
N10PWD2116X	Upholstery	0.70	0.70	1.00	1.20	7
	Back	0.60	0.60	0.90	0.80	6
	Accent	0.60	0.60	0.90	0.80	6
N10PWD2416		1.20	1.50	1.90	1.80	24
N10PWD2416X	Upholstery	0.70	0.70	1.00	1.20	7
	Back	0.60	0.60	0.90	0.80	6
	Accent	0.60	0.60	0.90	0.80	6
N10PBL1806		0.60	0.70	0.70	0.90	12
N10PBL1806X	Upholstery	0.60	0.70	0.70	0.90	6
	Accent	0.30	0.30	0.50	0.70	3
N10PBL1806P		0.60	0.70	0.70	0.90	12
N10PBL1806PX	Upholstery	0.60	0.70	0.70	0.90	6
	Piping	0.10	0.10	0.10	0.10	2
	Accent	0.30	0.30	0.50	0.70	3
N12AAC(S)		1.20	1.50	1.90	2.10	24
N12AAY		1.20	1.50	1.90	2.10	24
N12AR		1.20	1.50	1.90	2.10	24
N12ARS		1.20	1.50	1.90	2.10	24
N12ARY		1.20	1.50	1.90	2.10	24
N12BBC(S)		1.50	1.70	2.00	3.00	31

COM YARDAGE

## COM YARDAGE REQUIREMENTS

### COM YARDAGE REQUIREMENTS (54" WIDTH – CUT UP THE ROLL)

MODEL	RAILROADED Contact customer service 800-482-1717 for ydg requirements	NON DIRECTIONAL OR SOLID	1"-4" REPEAT	5"-11" REPEAT	12"-18" REPEAT	COL SQUARE FEET
			4" VERTICAL X 4" HORIZONTAL	11" VERTICAL X 11" HORIZONTAL	18" VERTICAL X 18" HORIZONTAL	
N12BBY		1.50	1.70	2.00	3.00	31
N12BR		1.50	1.70	2.00	3.00	31
N12BRS		1.50	1.70	2.00	3.00	31
N12BRY		1.50	1.70	2.00	3.00	31
N12CCC(S)		1.20	1.50	1.90	2.10	24
N12CCY		1.20	1.50	1.90	2.10	24
N12CR		1.20	1.50	1.90	2.10	24
N12CRS		1.20	1.50	1.90	2.10	24
N12CRY		1.20	1.50	1.90	2.10	24
N12DDC(S)		1.50	1.70	2.00	3.00	31
N12DDY		1.50	1.70	2.00	3.00	31
N12DR		1.50	1.70	2.00	3.00	31
N12DRS		1.50	1.70	2.00	3.00	31
N12DRY		1.50	1.70	2.00	3.00	31
N12EEC(S)		1.30	1.50	2.00	2.10	26
N12ER		1.30	1.50	2.00	2.10	26
N12ERS		1.30	1.50	2.00	2.10	26
N12HHC(S)		1.60	1.70	2.50	3.00	33
N12HR		1.60	1.70	2.50	3.00	33
N12HRS		1.60	1.70	2.50	3.00	33
N12JJC(S)		1.20	1.50	1.90	2.10	24
N12JJCE		1.20	1.50	1.90	2.10	24
N12JJCES		1.20	1.50	1.90	2.10	24
N12JJY		1.20	1.50	1.90	2.10	24
N12JJYE		1.20	1.50	1.90	2.10	24
N12JR		1.20	1.50	1.90	2.10	24
N12JRE		1.20	1.50	1.90	2.10	24
N12JRES		1.20	1.50	1.90	2.10	24
N12JRS		1.20	1.50	1.90	2.10	24
N12JRY		1.20	1.50	1.90	2.10	24
N12JRYE		1.20	1.50	1.90	2.10	24
N12KKC(S)		1.50	1.70	2.00	3.00	31
N12KKCE		1.50	1.70	2.00	3.00	31
N12KKCES		1.50	1.70	2.00	3.00	31
N12KKY		1.50	1.70	2.00	3.00	31
N12KKYE		1.50	1.70	2.00	3.00	31
N12KR		1.50	1.70	2.00	3.00	31
N12KRE		1.50	1.70	2.00	3.00	31
N12KRES		1.50	1.70	2.00	3.00	31
N12KRS		1.50	1.70	2.00	3.00	31
N12KRY		1.50	1.70	2.00	3.00	31
N12KRYE		1.50	1.70	2.00	3.00	31
N12MMC(S)		1.30	1.50	2.00	2.10	26
N12MMCE		1.30	1.50	2.00	2.10	26
N12MMCES		1.30	1.50	2.00	2.10	26
N12MR		1.30	1.50	2.00	2.10	26
N12MRE		1.30	1.50	2.00	2.10	26
N12MRES		1.30	1.50	2.00	2.10	26
N12MRS		1.30	1.50	2.00	2.10	26
N12PPC(S)		1.60	1.70	2.50	3.00	33
N12PPCE		1.60	1.70	2.50	3.00	33
N12PPCES		1.60	1.70	2.50	3.00	33

## COM YARDAGE REQUIREMENTS

### COM YARDAGE REQUIREMENTS (54" WIDTH – CUT UP THE ROLL)

MODEL	RAILROADED Contact customer service 800-482-1717 for ydg requirements	NON DIRECTIONAL OR SOLID	1"-4" REPEAT	5"-11" REPEAT	12"-18" REPEAT	COL SQUARE FEET
	4" VERTICAL X 4" HORIZONTAL		11" VERTICAL X 11" HORIZONTAL	18" VERTICAL X 18" HORIZONTAL		
N12PR		1.60	1.70	2.50	3.00	33
N12PRE		1.60	1.70	2.50	3.00	33
N12PRES		1.60	1.70	2.50	3.00	33
N12PRS		1.60	1.70	2.50	3.00	33
N12QQ		1.40	1.60	2.20	3.00	28
N12RR		1.10	1.50	1.90	2.00	22
N13CCC(S)		1.20	1.50	1.90	2.10	24
N13CCY		1.20	1.50	1.90	2.10	24
N13CR		1.20	1.50	1.90	2.10	24
N13CRS		1.20	1.50	1.90	2.10	24
N13CRY		1.20	1.50	1.90	2.10	24
N13DDC(S)		1.50	1.70	2.00	3.00	31
N13DDY		1.50	1.70	2.00	3.00	31
N13DR		1.50	1.70	2.00	3.00	31
N13DRS		1.50	1.70	2.00	3.00	31
N13DRY		1.50	1.70	2.00	3.00	31
N13EEC(S)		1.30	1.50	2.00	2.10	26
N13ER		1.30	1.50	2.00	2.10	26
N13ERS		1.30	1.50	2.00	2.10	26
N13HHC(S)		1.60	1.70	2.50	3.00	33
N13HR		1.60	1.70	2.50	3.00	33
N13HRS		1.60	1.70	2.50	3.00	33
N13JJC(S)		1.20	1.50	1.90	2.10	24
N13JJY		1.20	1.50	1.90	2.10	24
N13JR		1.20	1.50	1.90	2.10	24
N13JRS		1.20	1.50	1.90	2.10	24
N13JRY		1.20	1.50	1.90	2.10	24
N13KKC(S)		1.50	1.70	2.00	3.00	31
N13KKY		1.50	1.70	2.00	3.00	31
N13KR		1.50	1.70	2.00	3.00	31
N13KRS		1.50	1.70	2.00	3.00	31
N13KRY		1.50	1.70	2.00	3.00	31
N13MMC(S)		1.30	1.50	2.00	2.10	26
N13MR		1.30	1.50	2.00	2.10	26
N13MRS		1.30	1.50	2.00	2.10	26
N13PPC(S)		1.60	1.70	2.50	3.00	33
N13PR		1.60	1.70	2.50	3.00	33
N13PRS		1.60	1.70	2.50	3.00	33
N14AAC(S)		1.20	1.50	1.90	2.10	24
N14AAY		1.20	1.50	1.90	2.10	24
N14AR		1.20	1.50	1.90	2.10	24
N14ARS		1.20	1.50	1.90	2.10	24
N14ARY		1.20	1.50	1.90	2.10	24
N14BBC(S)		1.50	1.70	2.00	3.00	31
N14BBY		1.50	1.70	2.00	3.00	31
N14BR		1.50	1.70	2.00	3.00	31
N14BRS		1.50	1.70	2.00	3.00	31
N14BRY		1.50	1.70	2.00	3.00	31
N14CCC(S)		1.20	1.50	1.90	2.10	24
N14CCY		1.20	1.50	1.90	2.10	24
N14CR		1.20	1.50	1.90	2.10	24
N14CRS		1.20	1.50	1.90	2.10	24

COM YARDAGE

## COM YARDAGE REQUIREMENTS

### COM YARDAGE REQUIREMENTS (54" WIDTH – CUT UP THE ROLL)

MODEL	RAILROADED Contact customer service 800-482-1717 for ydg requirements	NON DIRECTIONAL OR SOLID	1"-4" REPEAT	5"-11" REPEAT	12"-18" REPEAT	COL SQUARE FEET
			4" VERTICAL X 4" HORIZONTAL	11" VERTICAL X 11" HORIZONTAL	18" VERTICAL X 18" HORIZONTAL	
N14CRY		1.20	1.50	1.90	2.10	24
N14DDC(S)		1.50	1.70	2.00	3.00	31
N14DDY		1.50	1.70	2.00	3.00	31
N14DR		1.50	1.70	2.00	3.00	31
N14DRS		1.50	1.70	2.00	3.00	31
N14DRY		1.50	1.70	2.00	3.00	31
N14EEC(S)		1.30	1.50	2.00	2.10	26
N14ER		1.30	1.50	2.00	2.10	26
N14ERS		1.30	1.50	2.00	2.10	26
N14HHC(S)		1.60	1.70	2.50	3.00	33
N14HR		1.60	1.70	2.50	3.00	33
N14HRS		1.60	1.70	2.50	3.00	33
N14JJC(S)		1.20	1.50	1.90	2.10	24
N14JJY		1.20	1.50	1.90	2.10	24
N14JR		1.20	1.50	1.90	2.10	24
N14JRS		1.20	1.50	1.90	2.10	24
N14JRY		1.20	1.50	1.90	2.10	24
N14KKC(S)		1.50	1.70	2.00	3.00	31
N14KKY		1.50	1.70	2.00	3.00	31
N14KR		1.50	1.70	2.00	3.00	31
N14KRS		1.50	1.70	2.00	3.00	31
N14KRY		1.50	1.70	2.00	3.00	31
N14MMC(S)		1.30	1.50	2.00	2.10	26
N14MR		1.30	1.50	2.00	2.10	26
N14MRS		1.30	1.50	2.00	2.10	26
N14PPC(S)		1.60	1.70	2.50	3.00	33
N14PR		1.60	1.70	2.50	3.00	33
N14PRS		1.60	1.70	2.50	3.00	33
N14QQ		1.40	1.60	2.20	3.00	28
N14RR		1.20	1.50	1.90	2.00	22
N15AAY		0.90	1.10	1.30	1.20	18
N15ARY		0.90	1.10	1.30	1.20	18
N15CCY		0.90	1.10	1.30	1.20	18
N15CRY		0.90	1.10	1.30	1.20	18
N15EE		0.90	1.10	1.30	1.20	18
N15EES		0.90	1.10	1.30	1.20	18
N15ER		0.90	1.10	1.30	1.20	18
N15ERS		0.90	1.10	1.30	1.20	18
N15GG		0.90	1.10	1.30	1.20	18
N15GGS		0.90	1.10	1.30	1.20	18
N15GR		0.90	1.10	1.30	1.20	18
N15GRS		0.90	1.10	1.30	1.20	18
N15HH		0.90	1.10	1.30	1.20	18
N15HHS		0.90	1.10	1.30	1.20	18
N15HR		0.90	1.10	1.30	1.20	18
N15HRS		0.90	1.10	1.30	1.20	18
N15JJY		0.90	1.10	1.30	1.20	18
N15JJYE		0.90	1.10	1.30	1.20	18
N15JRY		0.90	1.10	1.30	1.20	18
N15JRYE		0.90	1.10	1.30	1.20	18
N15LL		0.90	1.10	1.30	1.20	18
N15LLS		0.90	1.10	1.30	1.20	18

## COM YARDAGE REQUIREMENTS

### COM YARDAGE REQUIREMENTS (54" WIDTH – CUT UP THE ROLL)

MODEL	RAILROADED Contact customer service 800-482-1717 for ydg requirements	NON DIRECTIONAL OR SOLID	1"-4" REPEAT 4" VERTICAL X 4" HORIZONTAL	5"-11" REPEAT 11" VERTICAL X 11" HORIZONTAL	12"-18" REPEAT 18" VERTICAL X 18" HORIZONTAL	COL SQUARE FEET
	N15LR		0.90	1.10	1.30	1.20
N15LRS		0.90	1.10	1.30	1.20	18
N15MM		0.90	1.10	1.30	1.20	18
N15MME		0.90	1.10	1.30	1.20	18
N15MMES		0.90	1.10	1.30	1.20	18
N15MMS		0.90	1.10	1.30	1.20	18
N15MR		0.90	1.10	1.30	1.20	18
N15MRE		0.90	1.10	1.30	1.20	18
N15MRES		0.90	1.10	1.30	1.20	18
N15MRS		0.90	1.10	1.30	1.20	18
N15PP		0.90	1.10	1.30	1.20	18
N15PPE		0.90	1.10	1.30	1.20	18
N15PPES		0.90	1.10	1.30	1.20	18
N15PPS		0.90	1.10	1.30	1.20	18
N15PR		0.90	1.10	1.30	1.20	18
N15PRE		0.90	1.10	1.30	1.20	18
N15PRES		0.90	1.10	1.30	1.20	18
N15PRS		0.90	1.10	1.30	1.20	18
N15RR		0.90	1.00	1.20	1.10	18
N16CCY		0.90	1.10	1.30	1.20	18
N16CRY		0.90	1.10	1.30	1.20	18
N16EE		0.90	1.10	1.30	1.20	18
N16EES		0.90	1.10	1.30	1.20	18
N16ER		0.90	1.10	1.30	1.20	18
N16ERS		0.90	1.10	1.30	1.20	18
N16HH		0.90	1.10	1.30	1.20	18
N16HHS		0.90	1.10	1.30	1.20	18
N16HR		0.90	1.10	1.30	1.20	18
N16HRS		0.90	1.10	1.30	1.20	18
N16JJY		0.90	1.10	1.30	1.20	18
N16JRY		0.90	1.10	1.30	1.20	18
N16MM		0.90	1.10	1.30	1.20	18
N16MMS		0.90	1.10	1.30	1.20	18
N16MR		0.90	1.10	1.30	1.20	18
N16MRS		0.90	1.10	1.30	1.20	18
N16PP		0.90	1.10	1.30	1.20	18
N16PPS		0.90	1.10	1.30	1.20	18
N16PR		0.90	1.10	1.30	1.20	18
N16PRS		0.90	1.10	1.30	1.20	18
N17AAY		0.90	1.10	1.30	1.20	18
N17ARY		0.90	1.10	1.30	1.20	18
N17CCY		0.90	1.10	1.30	1.20	18
N17CRY		0.90	1.10	1.30	1.20	18
N17EE		0.90	1.10	1.30	1.20	18
N17EES		0.90	1.10	1.30	1.20	18
N17ER		0.90	1.10	1.30	1.20	18
N17ERS		0.90	1.10	1.30	1.20	18
N17GG		0.90	1.10	1.30	1.20	18
N17GGS		0.90	1.10	1.30	1.20	18
N17GR		0.90	1.10	1.30	1.20	18
N17GRS		0.90	1.10	1.30	1.20	18
N17HH		0.90	1.10	1.30	1.20	18

COM YARDAGE

# COM YARDAGE REQUIREMENTS

## COM YARDAGE REQUIREMENTS (54" WIDTH – CUT UP THE ROLL)

MODEL	RAILROADED	NON DIRECTIONAL	1"-4" REPEAT	5"-11" REPEAT	12"-18" REPEAT	COL SQUARE FEET
	Contact customer service 800-482-1717 for ydg requirements	OR SOLID	4" VERTICAL X 4" HORIZONTAL	11" VERTICAL X 11" HORIZONTAL	18" VERTICAL X 18" HORIZONTAL	
N17HHS		0.90	1.10	1.30	1.20	18
N17HR		0.90	1.10	1.30	1.20	18
N17HRS		0.90	1.10	1.30	1.20	18
N17JJY		0.90	1.10	1.30	1.20	18
N17JRY		0.90	1.10	1.30	1.20	18
N17LL		0.90	1.10	1.30	1.20	18
N17LLS		0.90	1.10	1.30	1.20	18
N17LR		0.90	1.10	1.30	1.20	18
N17LRS		0.90	1.10	1.30	1.20	18
N17MM		0.90	1.10	1.30	1.20	18
N17MMS		0.90	1.10	1.30	1.20	18
N17MR		0.90	1.10	1.30	1.20	18
N17MRS		0.90	1.10	1.30	1.20	18
N17PP		0.90	1.10	1.30	1.20	18
N17PPS		0.90	1.10	1.30	1.20	18
N17PR		0.90	1.10	1.30	1.20	18
N17PRS		0.90	1.10	1.30	1.20	18
N17RR		0.90	1.00	1.20	1.10	18
N21AAUC, N21AAUG						
N21AATUC, N21AATUG						
N21BBUC, N21BBUG						
N21BBTUC, N21BBTUG						
N21CCUC, N21CCUG, N21UPH		0.70	0.70	0.70	0.90	7
N22HMM, N22HMA, N22HMMS, N22HMAS		0.90	1.10	1.40	2.40	18
N23AAC, N23AACY		0.90	1.80	2.00	2.00	18
N23BBC, N23BBCY		1.50	2.50	2.90	2.90	30
N23CCC, N23CCCY		0.90	1.80	2.00	2.00	18
N23CCCD		0.90	1.80	2.00	2.00	18
N23CCCYD		0.90	1.80	2.00	2.00	18
N23DDC		1.00	1.80	2.00	2.00	19
N23DDCD		1.00	1.80	2.00	2.00	19
N23EEC, N23EECY		1.50	2.50	2.90	2.90	30
N23EECD		1.50	2.50	2.90	2.90	30
N23EECYD		1.50	2.50	2.90	2.90	30
N23HHC		1.60	2.60	2.90	3.00	31
N23HHCD		1.60	2.60	2.90	3.00	31
N23JJC		0.90	1.80	2.00	2.00	18
N23KKC		1.00	1.80	2.00	2.00	19
N23MMC		1.50	2.50	2.90	2.90	30
N23PPC		1.60	2.60	2.90	3.00	31
N23RRC		1.60	2.60	2.90	3.00	31
N23SSC		1.00	1.80	2.00	2.00	19
N24AAC		0.90	1.80	2.00	2.00	18
N24BBC		1.50	2.50	2.90	2.90	30
N24CCC		0.90	1.80	2.00	2.00	18
N24CCCD		0.90	1.80	2.00	2.00	18
N24DDC		1.00	1.80	2.00	2.00	19
N24DDCD		1.00	1.80	2.00	2.00	19
N24EEC		1.50	2.50	2.90	2.90	30
N24EECD		1.50	2.50	2.90	2.90	30
N24HHC		1.60	2.60	2.90	3.00	31
N24HHCD		1.60	2.60	2.90	3.00	31

## COM YARDAGE REQUIREMENTS

### COM YARDAGE REQUIREMENTS (54" WIDTH – CUT UP THE ROLL)

MODEL	RAILROADED Contact customer service 800-482-1717 for ydg requirements	NON DIRECTIONAL OR SOLID	1"-4" REPEAT 4" VERTICAL X 4" HORIZONTAL	5"-11" REPEAT 11" VERTICAL X 11" HORIZONTAL	12"-18" REPEAT 18" VERTICAL X 18" HORIZONTAL	COL SQUARE FEET
N24JJC		0.90	1.80	2.00	2.00	18
N24KKC		1.00	1.80	2.00	2.00	19
N24MMC		1.50	2.50	2.90	2.90	30
N24PPC		1.60	2.60	2.90	3.00	31
N24RRC		1.60	2.60	2.90	3.00	31
N24SSC		1.00	1.80	2.00	2.00	19
N25AAC, N25AACY		0.90	1.80	2.00	2.00	18
N25BBC, N25BBCY		1.50	2.50	2.90	2.90	30
N25CCC, N25CCCX, N25CCCY		0.90	1.80	2.00	2.00	18
N25CCCD		0.90	1.80	2.00	2.00	18
N25CCCXD		0.90	1.80	2.00	2.00	18
N25CCCYD		0.90	1.80	2.00	2.00	18
N25DDC, N25DDCX		1.00	1.80	2.00	2.00	19
N25DDCD		1.00	1.80	2.00	2.00	19
N25DDCXD		1.00	1.80	2.00	2.00	19
N25EEC, N25EECY		1.50	2.50	2.90	2.90	30
N25EECD		1.50	2.50	2.90	2.90	30
N25EECYD		1.50	2.50	2.90	2.90	30
N25HHC		1.60	2.60	2.90	3.00	31
N25HHCD		1.60	2.60	2.90	3.00	31
N25JJC		0.90	1.80	2.00	2.00	18
N25KKC		1.00	1.80	2.00	2.00	19
N25MMC		1.50	2.50	2.90	2.90	30
N25PPC		1.60	2.60	2.90	3.00	31
N25RRC		1.60	2.60	2.90	3.00	31
N25SSC		1.00	1.80	2.00	2.00	19
N26AAC		0.90	1.80	2.00	2.00	18
N26BBC		1.50	2.50	2.90	2.90	30
N26CCC		0.90	1.80	2.00	2.00	18
N26CCCD		0.90	1.80	2.00	2.00	18
N26DDC, N26DDCX		1.00	1.80	2.00	2.00	19
N26DDCD		1.00	1.80	2.00	2.00	19
N26DDCXD		1.00	1.80	2.00	2.00	19
N26EEC		1.50	2.50	2.90	2.90	30
N26EECD		1.50	2.50	2.90	2.90	30
N26HHC		1.60	2.60	2.90	3.00	31
N26HHCD		1.60	2.60	2.90	3.00	31
N26JJC		0.90	1.80	2.00	2.00	18
N26KKC, N26KKCX		1.00	1.80	2.00	2.00	19
N26MMC		1.50	2.50	2.90	2.90	30
N26PPC		1.60	2.60	2.90	3.00	31
N26RRC		1.60	2.60	2.90	3.00	31
N26SSC		1.00	1.80	2.00	2.00	19
N27MM1P, N27MM1PS N27MM2P, N27MM2PS N27MM3P, N27MM3PS N27MHM2P, N27MHM2PS N27MHM3P, N27MHM3PS		0.90	1.00	2.00	2.50	10

COM YARDAGE



# COM YARDAGE REQUIREMENTS

## COM YARDAGE REQUIREMENTS (54" WIDTH – CUT UP THE ROLL)

MODEL	RAILOADED	NON DIRECTIONAL	1"-4" REPEAT	5"-11" REPEAT	12"-18" REPEAT	COL SQUARE FEET
	Contact customer service 800-482-1717 for ydg requirements	OR SOLID	4" VERTICAL X 4" HORIZONTAL	11" VERTICAL X 11" HORIZONTAL	18" VERTICAL X 18" HORIZONTAL	
N30HM1SP, N30HM1SSP N30HM1SN, N30HM1SSN N30HM2SP, N30HM2SSP N30HM2SN, N30HM2SSN N30HM3SP, N30HM3SSP N30HM3SN, N30HM3SSN N30HM9SP, N30HM9SSP H30HM9SN, N30HM9SSN N30HM8SN, N30HM8SSN N30HML1SP, N30HML1SSP N30HML1SN, N30HML1SSN N30HML2SP, N30HML2SSP N30HML2SN, N30HML2SSN N30HML3SP, N30HML3SSP N30HML3SN, N30HML3SSN N30HML9SP, N30HML9SSP N30HML9SN, N30HML9SSN N30HML8SN, N30HML8SSN		0.80	1.00	1.20	2.10	16
N30HP1SP, N30HP1SSP N30HP1SN, N30HP1SSN N30HP2SP, N30HP2SSP N30HP2SN, N30HP2SSN N30HP3SP, N30HP3SSP N30HP3SN, N30HP3SSN N30HP9SP, N30HP9SSP N30HP9SN, N30HP9SSN N30HP8SN, N30HP8SSN		1.30	1.50	2.10	3.40	26
N30HP1SPX, N30HP1SSPX N30HP1SNX, N30HP1SSNX N30HP2SPX, N30HP2SSPX N30HP2SNX, N30HP2SSNX N30HP3SPX, N30HP3SSPX N30HP3SNX, N30HP3SSNX N30HP9SPX, N30HP9SSPX N30HP9SNX, N30HP9SSNX N30HP8SNX, N30HP8SSNX	Back Seat	0.90 0.80	1.10 1.00	1.50 1.20	2.50 2.10	18 16
N30HU1SP, N30HU1SSP N30HU1SN, N30HU1SSN N30HU2SP, N30HU2SSP N30HU2SN, N30HU2SSN N30HU3SP, N30HU3SSP N30HU3SN, N30HU3SSN N30HU9SP, N30HU9SSP N30HU9SN, N30HU9SSN N30HU8SN, N30HU8SSN		1.50	1.80	2.60	4.40	30
N30HU1SPX, N30HU1SSPX N30HU1SNX, N30HU1SSNX N30HU2SPX, N30HU2SSPX N30HU2SNX, N30HU2SSNX N30HU3SPX, N30HU3SSPX N30HU3SNX, N30HU3SSNX N30HU9SPX, N30HU9SSPX N30HU9SNX, N30HU9SSNX N30HU8SNX, N30HU8SSNX	Back Extreme Back Seat	0.90 0.60 0.80	1.10 1.00 1.00	1.50 1.40 1.20	2.50 1.50 2.10	18 18 16

COM YARDAGE

## COM YARDAGE REQUIREMENTS

### COM YARDAGE REQUIREMENTS (54" WIDTH – CUT UP THE ROLL)

MODEL	RAILROADED Contact customer service 800-482-1717 for ydg requirements	NON DIRECTIONAL OR SOLID	1"-4" REPEAT 4" VERTICAL X 4" HORIZONTAL	5"-11" REPEAT 11" VERTICAL X 11" HORIZONTAL	12"-18" REPEAT 18" VERTICAL X 18" HORIZONTAL	COL SQUARE FEET
N30MP1SP, N30MP1SSP N30MP1SN, N30MP1SSN N30MP2SP, N30MP2SSP N30MP2SN, N30MP2SSN N30MP3SP, N30MP3SSP N30MP3SN, N30MP3SSN N30MP9SP, N30MP9SSP N30MP9SN, N30MP9SSN N30MP8SN, N30MP8SSN N30SP1SP, N30SP1SPG N30SP1SN, N30SP1SNG N30SP2SP, N30SP2SPG N30SP2SN, N30SP2SNG N30SP3SP, N30SP3SPG N30SP3SN, N30SP3SNG N30SP9SP, N30SP9SPG N30SP9SN, N30SP9SNG N30SP8SN, N30SP8SNG		1.20	1.50	2.20	3.00	24
N30MP1SPX, N30MP1SSPX N30MP1SNX, N30MP1SSNX N30MP2SPX, N30MP2SSPX N30MP2SNX, N30MP2SSNX N30MP3SPX, N30MP3SSPX N30MP3SNX, N30MP3SSNX N30MP9SPX, N30MP9SSPX N30MP9SNX, N30MP9SSNX N30MP8SNX, N30MP8SSNX N30SP1SPX, N30SP1SPGX N30SP1SNX, N30SP1SNGX N30SP2SPX, N30SP2SPGX N30SP2SNX, N30SP2SNGX N30SP3SPX, N30SP3SPGX N30SP3SNX, N30SP3SNGX N30SP9SPX, N30SP9SPGX N30SP9SNX, N30SP9SNGX N30SP8SNX, N30SP8SNGX	Back Seat	0.80 0.80	0.90 1.00	1.40 1.20	1.90 2.10	16 16
N30MU1SP, N30MU1SSP N30MU1SN, N30MU1SSN N30MU2SP, N30MU2SSP N30MU2SN, N30MU2SSN N30MU3SP, N30MU3SSP N30MU3SN, N30MU3SSN N30MU9SP, N30MU9SSP N30MU9SN, N30MU9SSN N30MU8SN, N30MU8SSN N30SU1SP, N30SU1SPG N30SU1SN, N30SU1SNG N30SU2SP, N30SU2SPG N30SU2SN, N30SU2SNG N30SU3SP, N30SU3SPG N30SU3SN, N30SU3SNG N30SU9SP, N30SU9SPG N30SU9SN, N30SU9SNG N30SU8SN, N30SU8SNG		1.40	1.60	2.60	3.60	28

COM YARDAGE

# COM YARDAGE REQUIREMENTS

## COM YARDAGE REQUIREMENTS (54" WIDTH – CUT UP THE ROLL)

MODEL	RAILROADED Contact customer service 800-482-1717 for ydg requirements	NON DIRECTIONAL OR SOLID	1"-4" REPEAT 4" VERTICAL X 4" HORIZONTAL	5"-11" REPEAT 11" VERTICAL X 11" HORIZONTAL	12"-18" REPEAT 18" VERTICAL X 18" HORIZONTAL	COL SQUARE FEET
N30MU1SPX, N30MU1SSPX N30MU1SNX, N30MU1SSNX N30MU2SPX, N30MU2SSPX N30MU2SNX, N30MU2SSNX N30MU3SPX, N30MU3SSPX N30MU3SNX, N30MU3SSNX N30MU9SPX, N30MU9SSPX N30MU9SNX, N30MU9SSNX N30MU8SNX, N30MU8SSNX N30SU1SPX, N30SU1SPGX N30SU1SNX, N30SU1SNGX N30SU2SPX, N30SU2SPGX N30SU2SNX, N30SU2SNGX N30SU3SPX, N30SU3SPGX N30SU3SNX, N30SU3SNGX						
N30SU9SPX, N30SU9SPGX N30SU9SNX, N30SU9SNGX N30SU8SNX, N30SU8SNGX	Back Extreme Back Seat	0.80 0.80 0.80	0.90 1.00 1.00	1.40 1.30 1.20	1.90 1.40 2.10	16 16 16
N30GU1UPC, N30GU1UP N30GU1UNC, N30GU1UN N30GU9UPC, N30GU9UP N30GU9UNC, N30GU9UN		0.90	1.20	1.80	2.80	18
N30GU1UPCX, N30GU1UPX N30GU1UNCX, N30GU1UNX N30GU9UPCX, N30GU9UPX N30GU9UNCX, N30GU9UNX	Back Extreme Back Seat	0.60 0.40 0.90	0.80 0.60 1.10	1.20 0.90 1.40	1.80 1.30 2.40	12 8 18
N30GM1UPC, N30GM1UP N30GM1UNC, N30GM1UN N30GM9UPC, N30GM9UP N30GM9UNC, N30GM9UN		0.90	1.10	1.40	2.40	18
N30GP1UPC, N30GP1UP N30GP1UNC, N30GP1UN N30GP9UPC, N30GP9UP N30GP9UNC, N30GP9UN		0.90	1.20	1.70	2.80	18
N30GP1UPCX, N30GP1UPX N30GP1UNCX, N30GP1UNX N30GP9UPCX, N30GP9UPX N30GP9UNCX, N30GP9UNX	Back Seat	0.60 0.90	0.80 1.10	1.20 1.40	1.80 2.40	12 18
N30GP1PPC, N30GP1PP N30GP1PNC, N30GP1PN N30GP9PPC, N30GP9PP N30GP9PNC, N30GP9PN		0.60	0.80	1.20	1.80	12
N30GU1PPC, N30GU1PP N30GU1PNC, N30GU1PN N30GU9PPC, N30GU9PP N30GU9PNC, N30GU9PN		0.60	0.80	1.20	1.80	12
N30GU1PPCX, N30GU1PPX N30GU1PNCX, N30GU1PNX N30GU9PPCX, N30GU9PPX	Back Extreme Back	0.60 0.40	0.80 0.60	1.20 0.90	1.80 1.30	12 8
N32AAM, N32AAW, N32BBM, N32BBW, N32CCML, N32CCMR, N32CCWL, N32CCWR, N32DDMR, N32DDML, N32DDWR, N32DDWL		4.90	5.60	7.30	8.90	98
N32SAAM, N32SAAW, N32SBBM, N32SBBW, N32SCCML, N32SCCMR, N32SCCWL, N32SCCWR, N32SDDMR, N32SDDML, N32SDDWR, N32SDDWL		5.00	6.40	6.90	8.30	100

COM YARDAGE

# COM YARDAGE REQUIREMENTS

## COM YARDAGE REQUIREMENTS (54" WIDTH – CUT UP THE ROLL)

MODEL	RAILROADED Contact customer service 800-482-1717 for ydg requirements	NON DIRECTIONAL OR SOLID	1"-4" REPEAT	5"-11" REPEAT	12"-18" REPEAT	COL SQUARE FEET
			4" VERTICAL X 4" HORIZONTAL	11" VERTICAL X 11" HORIZONTAL	18" VERTICAL X 18" HORIZONTAL	
N32HHM, N32HHW, N32JJMR, N32JJML, N32JJMB, N32JJWR, N32JJWL, N32JJWB		9.00	10.00	10.70	12.30	179
N32SHHM, N32SHHW, N32SJMR, N32SJML, N32SJMB, N32SJWR, N32SJWL, N32SJWB		9.30	10.80	10.90	13.20	185
N32LLM, N32LLW, N32MMMR, N32MMML, N32MMMB, N32MMWR, N32MMWL, N32MMWB		8.90	13.50	14.70	16.90	177
N32SLLM, N32SLLW, N32SMMMR, N32SMMML, N32SMMMB, N32SMMWR, N32SMMWL, N32SMMWB		8.60	10.90	15.50	17.80	171
N32AAMX, N32AAWX, N32BBMX, N32BBWX, N32CCMLX, N32CCMRX, N32CCWLX, N32CCWRX, N32DDMRX, N32DDMLX, N32DDWRX, N32DDWLX	Arm Seat Back	2.80 1.20 2.00	3.40 1.80 2.20	3.80 2.10 2.50	6.00 2.40 2.20	56 24 40
N32SAAMX, N32SAAWX, N32SBBMX, N32SBBWX, N32SCCMLX, N32SCCMRX, N32SCCWLX, N32SCCWRX, N32SDDMRX, N32SDDMLX, N32SDDWRX, N32SDDWLX	Arm Seat Back	3.00 1.60 1.90	3.10 1.70 2.00	3.40 2.40 2.10	4.00 3.40 2.40	60 32 38
N32HHMX, N32HHWX, N32JJMRX, N32JJMLX, N32JJMBX, N32JJWRX, N32JJWLX, N32JJWBX	Arm Seat Back	2.80 2.90 3.90	3.40 3.40 4.20	3.80 3.90 5.00	6.00 2.90 5.20	56 58 78
N32SHHM, N32SHHW, N32SJMRX, N32SJMLX, N32SJMBX, N32SJWRX, N32SJWLX, N32SJWBX	Arm Seat Back	3.00 3.70 3.70	3.10 3.90 3.90	3.40 4.90 4.10	4.00 6.20 5.10	60 74 74
N32LLMX, N32LLWX, N32MMMRX, N32MMMLX, N32MMMBX, N32MMWRX, N32MMWLX, N32MMWBX	Arm Seat Back	2.80 3.40 3.90	3.40 4.80 6.30	3.80 5.00 7.40	6.00 6.40 6.20	56 68 78
N32SLLMX, N32SLLWX, N32SMMMRX, N32SMMMLX, N32SMMMBX, N32SMMWRX, N32SMMWLX, N32SMMWBX	Arm Seat Back	3.00 3.40 3.70	3.10 4.60 3.80	3.40 7.30 5.80	4.00 9.40 6.40	60 68 74
N32AAMS, N32AAWS, N32BBMS, N32BBWS, N32CCMLS, N32CCMRS, N32CCWLS, N32CCWRS, N32DDMRS, N32DDMLS, N32DDWRS, N32DDWLS		5.00	6.20	7.80	9.00	100
N32SAAMS, N32SAAWS, N32SBBMS, N32SBBWS, N32SCCMLS, N32SCCMRS, N32SCCWLS, N32SCCWRS, N32SDDMRS, N32SDDMLS, N32SDDWRS, N32SDDWLS		5.40	6.10	7.20	8.10	107.5
N32HHMS, N32HHWS, N32JJMRS, N32JJMLS, N32JJMBS, N32JJWRS, N32JJWLS, N32JJWBS		10.10	11.00	12.30	14.50	201

COM YARDAGE

# COM YARDAGE REQUIREMENTS

## COM YARDAGE REQUIREMENTS (54" WIDTH – CUT UP THE ROLL)

MODEL	RAILROADED Contact customer service 800-482-1717 for ydg requirements	NON DIRECTIONAL OR SOLID	1"-4" REPEAT	5"-11" REPEAT	12"-18" REPEAT	COL SQUARE FEET	
			4" VERTICAL X 4" HORIZONTAL	11" VERTICAL X 11" HORIZONTAL	18" VERTICAL X 18" HORIZONTAL		
N32SHHMS, N32SHHWS, N32SJJMRS, N32SJJMLS, N32SJJMBS, N32SJJWRS, N32SJJWLS, N32SJJWBS			9.90	10.90	12.30	13.20	197
N32KKC, N32KKM, N32KKW			1.60	2.30	3.40	4.80	32
N32LLMS, N32LLWS, N32MMMRS, N32MMMLS, N32MMMB, N32MMWRS, N32MMWLS, N32MMWBS			9.70	14.80	16.30	17.00	193
N32SLLMS, N32SLLWS, N32SMMMRS, N32SMMMLS, N32SMMMB, N32SMMWRS, N32SMMWLS, N32SMMWBS			8.60	10.50	16.70	18.20	171
N32AAMSX, N32AAWSX, N32BBMSX, N32BBWSX, N32CCMSX, N32CCRSX, N32CCWLSX, N32CCWRSX, Arm			2.80	3.40	3.80	6.00	56
N32DDMSX, N32DDLSX, Seat			1.50	2.20	2.60	2.50	30
N32DDWRSX, N32DDWLSX, Back			2.00	2.20	2.50	2.20	40
N32SAAMSX, N32SAAWSX, N32SBBMSX, N32SBBWSX, N32SCCMSX, N32SCCRSX, N32SCWLSX, N32SCWRSX, Arm			3.00	3.10	3.40	4.00	60
N32SDDMSX, N32SDDLX, Seat			1.90	1.90	2.70	3.20	38
N32SDDWRSX, N32SDDWLSX, Back			1.90	2.00	2.10	2.40	38
N32HHMSX, N32HHWSX, N32JJMRSX, N32JJMLSX, Arm			2.80	3.40	3.80	6.00	56
N32JJMBSX, N32JJWRSX, Seat			4.00	4.30	4.40	4.50	80
N32JJWLSX, N32JJWBSX, Back			3.90	4.20	5.00	5.20	78
N32SHHMSX, N32SHHWSX, N32SJJMRSX, N32SJJMLSX, Arm			3.00	3.10	3.40	4.00	60
N32SJJMBSX, N32SJJWRSX, Seat			4.10	4.10	5.10	6.20	82
N32SJJWLSX, N32SJJWBSX, Back			3.70	3.90	4.10	5.10	74
N32LLMSX, N32LLWSX, N32MMMRSX, N32MMMLSX, Arm			2.80	3.40	3.80	6.00	56
N32MMMB, N32MMWRSX, Seat			3.80	4.70	6.90	6.50	76
N32MMWLSX, N32MMWBSX, Back			3.90	6.30	7.40	6.20	78
N32SLLMSX, N32SLLWSX, N32SMMMRSX, N32SMMMLSX, Arm			3.00	3.10	3.40	4.00	60
N32SMMMB, N32SMMWRSX, Seat			3.70	3.80	7.50	9.20	74
N32SMMWLSX, N32SMMWBSX, Back			3.70	3.80	5.80	6.40	74
N32HKM, N32HKW			3.40	4.60	5.10	7.20	68
N32LKM, N32LKW			3.20	3.70	7.00	7.20	64
N32THHW, N32MHHM, N32MHHW			6.60	7.00	8.20	7.50	132
N32MAAM, N32MAAW, N32MBBM, N32TAAW, N32MBBW			2.80	3.00	4.20	4.40	56
N32MAAMX, N32MAAWX, Seat			1.30	2.10	2.50	2.70	26
N32MBBMX, N32MBBWX, N32TAAWX, Back			1.90	2.00	2.30	2.50	38
N32MHHMX, N32MHHWX, Seat			3.10	3.50	3.70	4.20	62
N32THHW, Back			3.60	3.90	5.30	4.50	72
N32MLLM, N32MLLW, N32TLLW			5.70	6.10	10.60	8.00	113.5
N32MLLMX, N32MLLWX, Seat			2.40	3.30	5.00	4.20	48
N32TLLWX, Back			3.60	3.70	6.60	4.50	72

COM YARDAGE

## COM YARDAGE REQUIREMENTS

### COM YARDAGE REQUIREMENTS (54" WIDTH – CUT UP THE ROLL)

MODEL	RAILOADED Contact customer service 800-482-1717 for ydg requirements	NON DIRECTIONAL OR SOLID	1"-4" REPEAT	5"-11" REPEAT	12"-18" REPEAT	COL SQUARE FEET
			4" VERTICAL X 4" HORIZONTAL	11" VERTICAL X 11" HORIZONTAL	18" VERTICAL X 18" HORIZONTAL	
N32STAAW, N32SMAAM, N32SMAAW, N32SMBBM, N32SMBBW		2.70	2.80	4.00	4.40	54
N32STHHW, N32SMHHM, N32SMHHW		6.40	6.80	7.80	7.50	127.5
N32STLLW, N32SMLLM, N32SMLLW		5.40	5.70	10.20	7.50	107.5
N32STAAWX, N32SMAAMX, N32SMAAWX, N32SMBBMX, N32SMBBW	Seat Back	1.30 1.70	2.10 1.80	2.40 2.20	2.70 2.40	26 34
N32STHHWX, N32SMHHMX, N32SMHHWX	Seat Back	3.20 3.40	3.50 3.60	3.70 4.50	4.20 4.40	64 68
N32STLLWX, N32SMLLMX, N32SMLLWX	Seat Back	2.40 3.40	3.30 3.40	4.90 5.90	4.20 4.40	48 68
N33M1B	Complete	2.80	–	–	–	–
N33M1BX	Seat Upholstery	1.90 2.10	– –	– –	– –	– –
N33M2B	Complete	4.40	–	–	–	–
N33M2BX	Seat Upholstery	2.60 2.90	– –	– –	– –	– –
N33M1M, N33M1MG, N33M1MGL, N33M1MGR	Complete	2.10	–	–	–	–
N33M1MX, N33M1MGX, N33M1MGLX, N33M1MGRX	Seat Upholstery	1.40 1.40	– –	– –	– –	– –
N33M1RG, N33M1LG	Complete	2.30	–	–	–	–
N33M1RGX, N33M1LGX	Seat Upholstery	1.30 1.40	– –	– –	– –	– –
N33MIN9G	Complete	3.20	–	–	–	–
N33MIN9GX	Seat Upholstery	1.80 1.90	– –	– –	– –	– –
N33MOUG9	Complete	2.70	–	–	–	–
N33MOU9GX	Seat Upholstery	1.70 1.80	– –	– –	– –	– –
N33B1	Complete	1.50	–	–	–	–
N33B1X	Seat Upholstery	0.90 1.10	– –	– –	– –	– –
N35AAC		1.10	1.80	2.10	2.20	21
N35AACS		1.10	1.80	2.10	2.20	21
N35ABC		1.80	2.30	2.70	3.10	35
N35ABCS		1.80	2.30	2.70	3.10	35
N35ACC		1.10	1.80	2.10	2.20	21
N35ACCD		1.10	1.80	2.10	2.20	21
N35ACCD		1.10	1.80	2.10	2.20	21
N35ACCS		1.10	1.80	2.10	2.20	21
N35AEC		1.80	2.30	2.70	3.10	35
N35AEC		1.80	2.30	2.70	3.10	35
N35AECDS		1.80	2.30	2.70	3.10	35
N35AEC		1.80	2.30	2.70	3.10	35
N35AECDS		1.80	2.30	2.70	3.10	35
N35AEC		1.80	2.30	2.70	3.10	35
N35AJC		1.10	1.80	2.10	2.20	21
N35AJCS		1.10	1.80	2.10	2.20	21
N35AMC		1.80	2.30	2.70	3.10	35
N35AMCS		1.80	2.30	2.70	3.10	35
N35AOC		1.10	1.80	2.10	2.20	21
N35AOC		1.10	1.80	2.10	2.20	21
N35AOCDS		1.10	1.80	2.10	2.20	21

COM YARDAGE

## COM YARDAGE REQUIREMENTS

### COM YARDAGE REQUIREMENTS (54" WIDTH – CUT UP THE ROLL)

MODEL	RAILOADED Contact customer service 800-482-1717 for ydg requirements	NON DIRECTIONAL OR SOLID	1"-4" REPEAT	5"-11" REPEAT	12"-18" REPEAT	COL SQUARE FEET
			4" VERTICAL X 4" HORIZONTAL	11" VERTICAL X 11" HORIZONTAL	18" VERTICAL X 18" HORIZONTAL	
N35AOCS		1.10	1.80	2.10	2.20	21
N35APC		1.80	2.30	2.70	3.10	35
N35APCD		1.80	2.30	2.70	3.10	35
N35APCDS		1.80	2.30	2.70	3.10	35
N35APCS		1.80	2.30	2.70	3.10	35
N35ASC		1.10	1.80	2.10	2.20	21
N35ASCS		1.10	1.80	2.10	2.20	21
N35ATC		1.80	2.30	2.70	3.10	35
N35ATCS		1.80	2.30	2.70	3.10	35
N35BAC		1.10	1.80	2.10	2.20	21
N35BACS		1.10	1.80	2.10	2.20	21
N35BBC		1.80	2.30	2.70	3.10	35
N35BBCS		1.80	2.30	2.70	3.10	35
N35BCC		1.10	1.80	2.10	2.20	21
N35BCCD		1.10	1.80	2.10	2.20	21
N35BCCDS		1.10	1.80	2.10	2.20	21
N35BCCS		1.10	1.80	2.10	2.20	21
N35BEC		1.80	2.30	2.70	3.10	35
N35BECD		1.80	2.30	2.70	3.10	35
N35BECDS		1.80	2.30	2.70	3.10	35
N35BECS		1.80	2.30	2.70	3.10	35
N35BJC		1.10	1.80	2.10	2.20	21
N35BJCS		1.10	1.80	2.10	2.20	21
N35BMC		1.80	2.30	2.70	3.10	35
N35BMCS		1.80	2.30	2.70	3.10	35
N35BOC		1.10	1.80	2.10	2.20	21
N35BOCD		1.10	1.80	2.10	2.20	21
N35BOCDS		1.10	1.80	2.10	2.20	21
N35BOCS		1.10	1.80	2.10	2.20	21
N35BPC		1.80	2.30	2.70	3.10	35
N35BPCD		1.80	2.30	2.70	3.10	35
N35BPCDS		1.80	2.30	2.70	3.10	35
N35BPCS		1.80	2.30	2.70	3.10	35
N35BSC		1.10	1.80	2.10	2.20	21
N35BSCS		1.10	1.80	2.10	2.20	21
N35BTC		1.80	2.30	2.70	3.10	35
N35BTCS		1.80	2.30	2.70	3.10	35
N35CAC		0.90	1.50	2.10	2.10	17
N35CBC		1.50	1.70	2.60	3.00	29
N35CCC		0.90	1.50	2.10	2.10	17
N35CCCD		0.90	1.50	2.10	2.10	17
N35CEC		1.50	1.70	2.60	3.00	29
N35CECD		1.50	1.70	2.60	3.00	29
N35CJC		0.90	1.50	2.10	2.10	17
N35CMC		1.50	1.70	2.60	3.00	29
N35COC		0.90	1.50	2.10	2.10	17
N35COCD		0.90	1.50	2.10	2.10	17
N35CPC		1.50	1.70	2.60	3.00	29
N35CPCD		1.50	1.70	2.60	3.00	29
N35CSC		0.90	1.50	2.10	2.10	17
N35CTC		1.50	1.70	2.60	3.00	29
N35EAC		0.90	1.50	2.10	2.10	17

# COM YARDAGE REQUIREMENTS

## COM YARDAGE REQUIREMENTS (54" WIDTH – CUT UP THE ROLL)

MODEL	RAILOADED Contact customer service 800-482-1717 for ydg requirements	NON DIRECTIONAL OR SOLID	1"-4" REPEAT	5"-11" REPEAT	12"-18" REPEAT	COL SQUARE FEET
			4" VERTICAL X 4" HORIZONTAL	11" VERTICAL X 11" HORIZONTAL	18" VERTICAL X 18" HORIZONTAL	
N35EBC		1.50	1.70	2.60	3.00	29
N35ECC		0.90	1.50	2.10	2.10	17
N35ECCD		0.90	1.50	2.10	2.10	17
N35EEC		1.50	1.70	2.60	3.00	29
N35EECD		1.50	1.70	2.60	3.00	29
N35JAC		1.10	1.80	2.10	2.20	21
N35JCC		1.10	1.80	2.10	2.20	21
N35MAC		2.60	3.10	3.40	3.70	50.5
N35MBC		2.60	3.10	3.40	3.70	50.5
39A-GWXX, 39A-GWXT						
39A-GRXX		1.10	1.30	2.30	2.40	22
39A-GWXXX, 39A-GWXXTX	Seat	0.80	0.90	1.20	1.00	7
39A-GRXXX	Back	0.60	0.80	1.40	1.40	12
39A-TAA, 39A-TAAT		1.80	2.10	3.80	4.40	36
39A-TAAX, 39A-TAATX	Seat	0.80	1.60	2.10	2.10	16
	Back	1.10	1.40	2.00	2.40	22
39A-TAAA, 39A-TAAAT		2.70	3.30	5.90	6.40	54
39A-TAAAX, 39A-TAAATX	Seat	1.50	2.20	3.00	3.10	30
	Back	1.60	1.90	3.20	3.40	32
39A-BWAA, 39A-BWAAT		1.90	2.10	2.30	2.50	38
39A-BWAAX, 39A-BWAATX	Seat	0.90	1.00	1.20	1.10	18
	Back	1.10	1.30	1.40	1.40	22
39H-GWXX, 39H-GWXT		0.80	1.50	1.40	2.00	14
39H-GWXXX, 39H-GWXXTX	Seat	0.80	0.90	1.20	1.10	7
39H-GRXXX	Back	0.70	0.90	0.80	1.00	14
39B-GWXX, 39B-GWXT						
39S-GWXX, 39S-GWXT						
39L-GWXX, 39L-GWXT						
39D-GWXX, 39D-GWXT						
39B-GRXX, 39L-GRXX						
39S-GRXX, 39D-GRXX		0.80	0.90	1.20	1.10	7
39U-GWXX, 39U-GWXT		1.30	1.50	2.40	3.00	23
39U-GWXXX, 39U-GWXXTX	Seat	0.80	0.90	1.20	1.10	7
	Back	0.70	0.90	1.40	2.00	14
39U-GRXX		1.30	1.50	1.50	3.00	23
39E-GRXXX	Seat	0.80	0.90	1.10	1.10	7
	Back	0.70	0.90	0.80	2.00	14
39E-GWXX, 39E-GWXT						
39E-GRXX		1.30	1.50	1.40	2.00	23
39E-GWXXX, 39E-GWXXTX	Seat	0.80	0.90	1.20	1.10	7
39E-GRXXX	Back	0.70	0.90	0.80	1.00	14
N40GU1, N40CU1, N40BU1		0.50	0.70	0.90	1.25	5
N40GU2, N40CU2, N40BU2		0.50	0.70	0.90	1.80	10
N45AUR, N45BUR, N45HU, N45HUL, N45JU, N45JUL, N45U1, N45U2		0.70	0.80	0.80	0.90	5
N45AU, N45BU, N45U3		1.30	1.50	1.40	4.00	24.5
48-EK, 48-EKN		2.90	3.10	3.90	3.90	59
48-ES, 48-ESN		2.90	3.10	3.90	3.90	59
48-GC, 48-GCN		2.90	3.10	3.90	3.90	59
N48GFA, N48GFM		1.70	1.70	2.90	3.00	31.5
N48GFAX,	Back	0.90	0.90	1.00	1.30	8
N48GFMX	Extreme	0.80	0.90	0.90	0.80	6.5
	Seat	1.10	1.10	1.20	1.10	19
N49D14LM, N49D1DM	Complete	1.40	1.50	2.30	3.70	26.6

COM YARDAGE



# COM YARDAGE REQUIREMENTS

## COM YARDAGE REQUIREMENTS (54" WIDTH – CUT UP THE ROLL)

MODEL	RAILROADED Contact customer service 800-482-1717 for ydg requirements	NON DIRECTIONAL OR SOLID	1"-4" REPEAT	5"-11" REPEAT	12"-18" REPEAT	COL SQUARE FEET
			4" VERTICAL X 4" HORIZONTAL	11" VERTICAL X 11" HORIZONTAL	18" VERTICAL X 18" HORIZONTAL	
N49D14LMP, N49D1DMP	Upholstery	1.30	1.40	2.30	3.70	24.4
	Piping	0.20				2.8
N49D14LMX, N49D1DMX	Seat	1.00	1.20	1.50	1.60	20
	Seat Accent	0.50	0.70	1.40	2.70	7.2
N49GMD1, N49GMS1, N49GMSC1, N49GMS1H, N49GMS1W		2.20	2.40	3.80	4.10	44
N49GMD1X, N49GMS1X, N49GMSC1X, N49GMS1HX, N49GMS1WX	Upholstery	1.40	1.60	2.20	2.60	28
	Extreme	1.00	1.20	1.90	2.20	20
N49GMD1P, N49GMS1P, N49GMSC1P, N49GMS1HP, N49GMS1WP	Upholstery	2.20	2.40	3.10	3.40	44
	Piping	0.30	0.30	0.30	0.30	6
N52GHA, N52GHAC, N52GHM, N52GHMC		0.80	0.80	1.10	1.00	14
N53GU4LM, N53GU4HM, N53GU4HW, N53GU5LMC, N53GU5LAMC, N53GURKW N53GUMD	Complete	2.90	3.20	4.00	4.50	57.6
N53GU4LMX, N53GU4HMX, N53GU4HWX, N53GU5LMCX, N53GU5LAMCX, N53GURKW N53GUMDX	Seat	0.90	1.00	1.40	1.50	17.2
	Back	0.90	1.00	1.40	1.50	17.2
	Extreme	1.30	1.00	1.40	1.50	24.4
N53GW4LM, N53GW4HM, N53GW4HW, N53GW5LMC, N53GW5LAMC, N53GWRKW N53GWMD	Complete	1.70	1.90	2.30	2.50	33.8
N53GW4LMX, N53GW4HMX, N53GW4HWX, N53GW5LMCX, N53GW5LAMCX, N53GWRKW N53GWMDX	Seat	0.90	1.00	1.40	1.50	17.2
	Back	0.90	1.00	1.40	1.50	17.2
N55AA, N55BB		1.20	1.50	2.30	2.90	23
N55CC, N55DD		0.80	1.00	1.10	1.10	10
N55EE, N55HH		0.80	1.20	1.70	1.80	15
N55AAX	Back	0.70	0.70	0.70	0.90	6.5
N55BBX	Extreme	0.70	0.70	0.70	0.90	6.0
	Seat	0.80	0.80	1.00	1.10	7.5
N55EEX	Back	0.50	0.50	0.60	0.80	4.5
N55HHX	Extreme	0.40	0.50	0.60	0.80	3.5
	Seat	0.80	0.80	1.00	1.10	7.5
N59AA, N59AAT, N59AL		0.90	1.40	1.60	2.40	18
N59BB, N59BBT, N59BL		1.20	1.60	1.90	3.40	24
N59CC, N59CCT, N59CL		0.90	1.10	1.20	1.10	18
N59DD, N59DDT, N59DL		0.90	1.30	1.50	1.90	18
N59HAA, N59HAAT		0.90	1.40	1.60	2.40	18
N59HCC, N59HCCT		0.90	1.10	1.20	1.10	18
N59HH, N59HHT, N59HL		0.90	1.40	1.60	2.40	18
N59JJ, N59JJT, N59JL		1.10	1.60	1.80	2.90	22
N59KK, N59KKT		0.90	1.00	1.20	1.50	18
N59MM, N59MMT		1.50	1.60	2.10	2.30	30
N59PP, N59PPT		1.40	1.50	1.70	2.20	28
N59AAX	Back	0.40	0.60	0.70	0.90	2.6
N59AATX	Extreme	0.40	0.60	0.70	0.90	2.6
N59ALX	Seat	0.90	1.10	1.20	1.10	18
N59BBX	Back	0.40	0.60	0.70	0.90	2.6
N59BBTX	Lumbar	0.40	0.60	0.70	0.90	2.6
N59BLX	Extreme Back	0.40	0.60	0.70	0.90	2.6
	Extreme Lumbar	0.40	0.60	0.70	0.90	2.6
	Seat	0.90	1.10	1.20	1.10	18

## COM YARDAGE REQUIREMENTS

### COM YARDAGE REQUIREMENTS (54" WIDTH – CUT UP THE ROLL)

MODEL	RAILOADED Contact customer service 800-482-1717 for ydg requirements	NON DIRECTIONAL OR SOLID	1"-4" REPEAT	5"-11" REPEAT	12"-18" REPEAT	COL SQUARE FEET	
			4" VERTICAL X 4" HORIZONTAL	11" VERTICAL X 11" HORIZONTAL	18" VERTICAL X 18" HORIZONTAL		
N59DDX	Back	0.40	0.60	0.70	0.90	2.6	
N59DDTX	Extreme Back	0.30	0.40	0.60	0.80	1.5	
N59DLX	Seat	0.90	1.10	1.20	1.10	18	
N59HHX	Lumbar	0.40	0.60	0.70	0.90	2.6	
N59HHTX	Extreme Lumbar	0.40	0.60	0.70	0.90	2.6	
N59HLX	Seat	0.90	1.10	1.20	1.10	18	
N59JJX	Back	0.40	0.60	0.70	0.90	2.6	
N59JJTX	Lumbar	0.40	0.60	0.70	0.90	2.6	
N59JLX	Extreme Back	0.30	0.40	0.60	0.80	1.5	
	Extreme Lumbar	0.40	0.60	0.70	0.90	2.6	
	Seat	0.90	1.10	1.20	1.10	18	
N59MMX	Back	0.40	0.50	0.60	0.90	4	
N59MMTX	Extreme Back	0.40	0.50	0.60	0.90	4	
	Seat	0.90	1.00	1.10	1.40	18	
N59PPX	Back	0.40	0.50	0.60	0.90	4	
N59PPTX	Extreme Back	0.20	0.30	0.50	0.70	2.5	
	Seat	0.90	1.00	1.10	1.40	18	
N60AA, N60SAA, N60BB, N60SBB, N60CC, N60SCC, N60DD, N60SDD, N60SAAC, N60SBBC, N60SCCC, N60SDDC, N60SFA, N60SFB, N60SFC, N60SFD, N60STA, N60STB, N60STC, N60STD		0.90	1.00	1.40	2.30	18	
N60AAX, N60SAAX, N60BBX, N60SBBX, N60SAACX, N60SBBCX, N60SFAX, N60SFBX, N60STAX, N60STBX		Back Seat	0.50 0.90	0.60 0.90	0.70 1.10	1.30 1.00	10 7
N60AW, N60BW, N60CW, N60DW, N60SAW, N60SBW, N60SAWC, N60SBWC, N60SFAW, N60SFBW, N60STAW, N60STBW, N60STCW, N60STDW, N60SCW, N60SDW, N60SCWC, N60SDWC, N60SFCW, N60SFDW		1.00	1.00	1.30	1.30	7	
N60CCX, N60SCCX, N60DDX, N60SDDX, N60SCCX, N60SDDCX, N60SFCX, N60SFDX, N60STCX, N60STDX		Back Seat	0.60 0.90	0.60 0.90	0.70 1.10	1.30 1.00	12 7
N60EM, N60SEM, N60PM, N60SPM		1.20	1.60	1.90	1.90	22	
N60EMX, N60SEM, N60PMX, N60SPMX		Back Seat	0.60 0.80	0.90 0.90	1.00 1.10	1.40 1.00	9 14
N60EMW, N60GMW, N60SEM, N60SGMW, N60RMW, N60PMW, N60SRMW, N60SPMW		0.80	0.90	1.10	1.00	14	
N60EE, N60SEE, N60GG, N60SGG, N60PP, N60SPP, N60RR, N60SRR		1.60	1.80	2.10	2.30	30.5	
N60EEX, N60SEEX, N60GGX, N60SGGX, N60PPX, N60SPPX, N60RRX, N60SRRX		Back Seat	0.80 0.90	0.90 1.00	1.10 1.20	1.00 1.30	14 17
N60EW, N60SEEW, N60GW, N60SGGW, N60PW, N60SPPW, N60RW		0.80	0.90	1.10	1.00	14	
N60GM, N60SGM, N60RM, N60SRRW		1.20	1.70	2.20	1.90	22	

COM YARDAGE

# COM YARDAGE REQUIREMENTS

## COM YARDAGE REQUIREMENTS (54" WIDTH – CUT UP THE ROLL)

MODEL	RAILROADED Contact customer service 800-482-1717 for ydg requirements	NON DIRECTIONAL OR SOLID	1"-4" REPEAT	5"-11" REPEAT	12"-18" REPEAT	COL SQUARE FEET
			4" VERTICAL X 4" HORIZONTAL	11" VERTICAL X 11" HORIZONTAL	18" VERTICAL X 18" HORIZONTAL	
N60GMX, N60SGMX, N60RMX, N60SRMX	Back Seat	0.60 0.80	0.90 0.90	1.30 1.10	1.40 1.00	9 14
62X-GUXX		2.15	2.81	5.00	6.03	44
64X-GWXX		1.36	1.58	2.97	2.97	28
N65AAA		1.90	2.80	3.10	4.10	37
N65AAP		1.90	2.80	3.10	4.10	37
N65AASA		1.90	2.80	3.10	4.10	37
N65AASP		1.90	2.80	3.10	4.10	37
N65BBA		1.80	2.40	3.00	3.40	36
N65BBP		1.80	2.40	3.00	3.40	36
N65BBSA		1.80	2.40	3.00	3.40	36
N65BBSP		1.80	2.40	3.00	3.40	36
N65CCA		1.90	2.80	3.10	4.10	37
N65CCP		1.90	2.80	3.10	4.10	37
N65CCSA		1.90	2.80	3.10	4.10	37
N65CCSP		1.90	2.80	3.10	4.10	37
N65DDA		1.80	2.40	3.00	3.40	36
N65DDP		1.80	2.40	3.00	3.40	36
N65DDSA		1.80	2.40	3.00	3.40	36
N65DDSP		1.80	2.40	3.00	3.40	36
N65EEA		1.00	1.50	2.00	2.40	19
N65EEP		1.00	1.50	2.00	2.40	19
N65GGA		1.00	1.10	1.30	1.20	11
N65GGP		1.00	1.10	1.30	1.20	11
N66RD16G, N66RD16C		1.10	1.30	1.60	3.30	22
N66RD18C, N66RD18G		1.20	1.50	1.60	3.40	24
N66RD18CX, N66RD18GX	Seat Upholstery	0.60 1.20	0.70 1.40	0.70 1.30	0.90 2.90	6.5 24
N66RD22C, N66RD22G		1.30	2.20	2.60	3.90	26
N66RD22CX, N66RD22GX	Seat Upholstery	0.80 1.20	0.80 2.20	1.00 1.90	0.90 2.90	8.5 24
N66SQ16G, N66SQ16C		1.10	1.90	2.40	2.70	22
N66SQ18C, N66SQ18G		1.80	1.90	1.90	4.90	36
N66SQ18CX, N66SQ18GX	Seat Upholstery	0.60 1.20	0.70 1.40	0.70 1.30	0.90 3.90	6.5 24
N66SQ22C, N66SQ22G		1.90	2.10	1.90	4.90	0.8
N66SQ22CX, N66SQ22GX	Seat Upholstery	0.70 1.20	0.70 1.40	1.00 1.30	0.90 3.90	7 24
N66TZ16G, N66TZ16C		1.00	1.30	1.90	2.30	20
N66TZ18G, N66TZ18C		1.10	1.60	2.20	3.40	22
N66TZ22G, N66TZ22C		1.40	1.90	2.20	3.90	28
N66RD16GX, N66RD16CX	Seat Upholstery	0.60 1.10	0.80 1.30	0.90 1.90	1.30 2.30	12 22
N66SQ16GX, N66SQ16CX	Seat Upholstery	0.60 1.10	0.80 1.30	0.90 1.90	1.30 2.30	12 22
N66TZ16GX, N66TZ16CX	Seat Upholstery	0.50 1.00	0.60 1.30	0.90 1.60	1.30 1.80	10 20
N66TZ18GX, N66TZ18CX	Seat Upholstery	0.60 1.10	0.80 1.40	0.90 1.60	1.30 3.30	12 22
N66TZ22GX, N66TZ22CX	Seat Upholstery	0.60 1.10	0.80 1.40	1.00 1.60	1.40 3.40	12 22
N71M1M, N71MS1M		1.70	2.70	3.40	4.80	34
N71M1A, N71MS1A		2.10	2.80	4.10	5.20	42
N71M1R, N71M1L		1.90	2.80	3.90	5.00	38

## COM YARDAGE REQUIREMENTS

### COM YARDAGE REQUIREMENTS (54" WIDTH – CUT UP THE ROLL)

MODEL	RAILROADED Contact customer service 800-482-1717 for ydg requirements	NON DIRECTIONAL OR SOLID	1"-4" REPEAT	5"-11" REPEAT	12"-18" REPEAT	COL SQUARE FEET
			4" VERTICAL X 4" HORIZONTAL	11" VERTICAL X 11" HORIZONTAL	18" VERTICAL X 18" HORIZONTAL	
N71M1MX, N71MS1MX	Back	1.10	1.30	1.50	2.30	22
	Seat	1.10	1.70	2.60	3.20	22
N71M1AX, N71MS1AX	Back	1.10	1.30	1.50	2.30	22
	Seat	1.10	1.70	2.60	3.20	22
	Arm	0.90	1.00	1.70	2.70	18
N71M1RX, N71M1LX	Back	1.10	1.30	1.50	2.30	22
	Seat	1.10	1.70	2.60	3.20	22
	Arm	0.90	1.00	1.60	1.70	18
N71D1		1.10	1.70	2.60	3.20	22
N71D2		1.50	2.50	4.00	4.00	28
72X-GUXT, 72-GUXX		1.20	1.70	1.80	2.20	25
N74M1A		5.60	7.00	8.20	9.40	111
N74M1AX	Back	0.70	1.00	1.50	2.30	14
	Seat	0.80	1.50	2.00	2.90	16
	Upholstery	4.50	4.90	5.60	8.40	90
N74M1AT		6.80	8.00	9.00	10.20	136
N74M1ATX	Back	1.20	1.70	2.00	2.90	23
	Seat	1.40	1.70	2.50	3.30	27
	Upholstery	4.50	4.90	5.60	8.40	90
N74M1ATB		6.20	7.80	8.90	10.00	124
N74M1ATBX	Back	1.20	1.70	2.00	2.90	23
	Seat	0.80	1.50	2.00	2.90	16
	Upholstery	4.50	4.90	5.60	8.40	90
N74M2A		9.50	10.50	12.90	14.50	189
N74M2AX	Back	1.60	1.90	2.50	4.90	31
	Seat	2.40	2.90	4.00	4.90	48
	Upholstery	5.80	6.50	7.20	8.70	115
N74M2AT		11.00	12.00	14.00	16.50	219
N74M2ATX	Back	2.70	3.00	3.90	5.90	53
	Seat	2.80	3.30	4.30	5.80	55
	Upholstery	5.80	6.50	7.20	8.70	115
N74M2ATB		10.60	11.90	14.00	16.00	211
N74M2ATBX	Back	2.70	3.00	3.90	5.90	53
	Seat	2.40	2.90	4.00	4.90	48
	Upholstery	5.80	6.50	7.20	8.70	115
N74M4A		10.00	17.00	21.00	25.20	198
N74M4AX	Back	2.10	3.30	4.40	6.70	42
	Seat	2.80	4.60	7.50	9.00	56
	Upholstery	6.60	9.00	10.20	10.80	132
N74M4AT		14.90	20.40	23.80	29.00	297
N74M4ATX	Back	4.40	5.50	7.00	9.00	88
	Seat	4.90	6.00	8.00	10.80	97
	Upholstery	6.60	9.00	10.20	10.80	132
N74M4ATB		12.80	19.30	23.70	27.00	255
N74M4ATBX	Back	4.40	5.50	7.00	9.00	88
	Seat	2.80	4.60	7.50	9.00	56
	Upholstery	6.60	9.00	10.20	10.80	132
N74M1AUW		4.80	6.50	8.00	9.50	94.7
N74M1AUWX	Back	0.70	1.00	1.50	2.30	14.0
	Seat	0.80	1.50	2.00	2.90	16.0
	Upholstery	3.80	4.50	5.50	7.00	74.8
N74M1ATUW		6.00	7.00	9.00	10.50	119.0
N74M1ATUWX	Back	1.20	1.70	2.00	2.90	23.0
	Seat	1.40	1.70	2.50	3.30	27.0
	Upholstery	3.80	4.50	5.50	7.00	74.8
N74M1ATBUW		5.50	7.00	8.50	10.00	109.1

# COM YARDAGE REQUIREMENTS

## COM YARDAGE REQUIREMENTS (54" WIDTH – CUT UP THE ROLL)

MODEL	RAILROADED Contact customer service 800-482-1717 for ydg requirements	NON DIRECTIONAL OR SOLID	1"-4" REPEAT	5"-11" REPEAT	12"-18" REPEAT	COL SQUARE FEET
			4" VERTICAL X 4" HORIZONTAL	11" VERTICAL X 11" HORIZONTAL	18" VERTICAL X 18" HORIZONTAL	
N74M1ATBUWX	Back	1.20	1.70	2.00	2.90	23.0
	Seat	0.80	1.50	2.00	2.90	16.0
	Upholstery	3.80	4.50	5.50	7.00	74.8
N74M1ASUW		4.80	6.50	7.80	9.00	94.1
N74M1ASUWX	Back	0.80	1.00	1.50	1.80	15.5
	Seat	0.80	1.50	2.00	2.90	16.0
	Upholstery	3.80	4.50	5.50	7.00	74.8
N74M1S		5.50	7.00	8.50	9.00	108.5
N74M1SX	Back	0.80	1.00	1.50	1.80	15.5
	Seat	0.80	1.50	2.00	2.90	16.0
	Upholstery	4.50	4.90	5.60	8.40	90.0
N74M2AUW		8.60	10.00	12.00	15.00	171.1
N74M2AUWX	Back	1.60	1.90	2.50	4.90	31.0
	Seat	2.40	2.90	4.00	4.90	48.0
	Upholstery	4.90	5.50	7.00	10.00	95.8
N74M2ATUW		10.00	11.50	14.00	16.50	199.3
N74M2ATUWX	Back	2.70	3.00	3.90	5.90	53.0
	Seat	2.80	3.30	4.30	5.80	55.0
	Upholstery	4.90	5.50	7.00	10.00	95.8
N74M2ATBUW		9.60	11.00	13.00	15.50	190.4
N74M2ATBUWX	Back	2.70	3.00	3.90	5.90	53.0
	Seat	2.40	2.90	4.00	4.90	48.0
	Upholstery	4.90	5.50	7.00	10.00	95.8
N74M2ASUW		8.40	10.00	11.50	13.50	167.2
N74M2ASUWX	Back	1.50	2.00	2.50	4.00	29.9
	Seat	2.40	2.90	4.00	4.90	48.0
	Upholstery	4.90	5.50	7.00	10.00	95.8
N74M2AS		9.50	11.00	13.00	14.00	188.8
N74M2ASX	Back	1.50	2.00	2.50	4.00	29.9
	Seat	2.40	2.90	4.00	4.90	48.0
	Upholstery	5.80	6.50	7.20	8.70	115.0
N74M4AUW		9.10	16.00	20.50	25.00	179.9
N74M4AUWX	Back	2.10	3.30	4.40	6.70	42.0
	Seat	2.80	4.60	7.50	9.00	56.0
	Upholstery	5.50	8.00	10.00	12.00	109.6
N74M4ATUW		14.00	19.00	24.00	28.50	277.3
N74M4ATUWX	Back	4.40	5.50	7.00	9.00	88.0
	Seat	4.90	6.00	8.00	10.80	97.0
	Upholstery	5.50	8.00	10.00	12.00	109.6
N74M4ATBUW		11.90	18.50	23.50	25.00	235.3
N74M4ATBUWX	Back	4.40	5.50	7.00	9.00	88.0
	Seat	2.80	4.60	7.50	9.00	56.0
	Upholstery	5.50	8.00	10.00	12.00	109.6
N74M4ASUW		8.90	15.50	19.00	22.00	176.0
N74M4ASUWX	Back	2.20	3.50	4.30	5.00	43.2
	Seat	2.80	4.60	7.50	9.00	56.0
	Upholstery	5.50	8.00	10.00	12.00	109.6
N74M4AS		10.00	17.00	21.00	22.00	197.6
N74M4ASX	Back	2.20	3.50	4.30	5.00	43.2
	Seat	2.80	4.60	7.50	9.00	56.0
	Upholstery	6.60	9.00	10.20	10.80	132.0
N75BAC		2.30	3.10	3.50	5.40	47
N75BBC		2.30	3.10	3.50	5.40	47
N75BCC		2.20	2.60	3.00	5.00	45
N75BDC		2.20	2.60	3.00	5.00	45
N75SAC		2.30	3.10	3.50	5.40	47
N75SBC		2.30	3.10	3.50	5.40	47

## COM YARDAGE REQUIREMENTS

### COM YARDAGE REQUIREMENTS (54" WIDTH – CUT UP THE ROLL)

MODEL	RAILOADED Contact customer service 800-482-1717 for ydg requirements	NON DIRECTIONAL OR SOLID	1"-4" REPEAT	5"-11" REPEAT	12"-18" REPEAT	COL SQUARE FEET
			4" VERTICAL X 4" HORIZONTAL	11" VERTICAL X 11" HORIZONTAL	18" VERTICAL X 18" HORIZONTAL	
N75SCC		2.20	2.60	3.00	5.00	45
N75SDC		2.20	2.60	3.00	5.00	45
N75SPC		2.20	2.60	3.00	5.00	45
N75SSC		2.30	3.10	3.50	5.40	47
N75WS		1.30	1.50	2.20	2.90	26
N77D14LM		0.80	1.00	2.00	3.20	14.4
N77D14LMX	Seat	0.70	0.80	1.00	1.40	12.2
	Seat Accent	0.40	0.70	1.40	2.70	7.2
N77GL4LM, N77GL4HM, N77GL4HW		1.80	1.90	3.40	3.40	34.9
N77GL4LMX, N77GL4HMX, N77GL4HWX	Back	1.20	1.50	1.80	2.50	22.2
	Extreme	1.20	1.50	2.00	2.50	22.2
N77GM4LM, N77GM4HM, N77GM4HW		2.00	2.40	3.90	4.00	38.2
N77GM4LMX, N77GM4HMX, N77GM4HWX	Back	1.30	1.70	2.20	2.50	24.9
	Extreme	1.20	1.70	2.30	2.50	22.2
N77GH4LM, N77GH4HM, N77GH4HW		2.10	2.80	4.80	4.80	41.6
N77GH4LMX, N77GH4HMX, N77GH4HWX	Back	1.30	1.70	2.20	2.50	24.9
	Extreme	1.20	1.70	2.30	2.50	22.2
	Accent	0.50	1.70	1.50	1.80	10.0
N78PAU		1.80	2.20	2.90	3.00	35.5
N78GEAU		2.10	2.30	3.50	3.90	41.5
N78GEAW		1.90	2.00	3.20	3.50	36.5
N78GFAU, N78GFMU, N78SFAU, N78SFMU, N78AFLAU, N78AFRAU, N78AFLMU, N78AFRMU		1.50	1.70	2.60	2.90	30
N78T2AU, N78B2AU, N78B2EU		2.80	3.40	4.10	5.90	55
N78T3AU, N78B3AU, N78B3EU		4.10	5.10	6.50	8.90	80
N78GFAW, N78GFMW, N78SFAW, N78SFMW, N78AFLAW, N78AFRAW, N78AFLMW, N78AFRMW		1.40	1.50	2.20	2.90	26.5
N78T2AW, N78B2AW N78B2EW		2.40	2.80	3.70	5.40	46.5
N78T3AW, N78B3AW, N78B3EW		3.70	4.30	5.60	7.90	72
N78D1M		1.10	1.20	1.30	1.70	21.5
N78D2M, N78D2A		1.80	1.90	2.20	3.20	34
N78D3M, N78D3A		2.20	2.30	2.90	4.70	43
N78PAUX	Back	1.00	1.20	1.20	1.10	20
	Extreme	1.00	1.10	1.20	1.10	19.5
	Seat	0.90	1.00	1.10	1.30	17
N78GEAUX	Back	0.80	0.80	1.40	1.40	14.5
	Extreme	0.70	0.80	0.80	0.90	12.75
	Seat	1.00	1.10	2.10	1.90	20
N78GEAWX	Back	0.60	0.70	1.20	1.30	12
	Extreme	0.60	0.70	0.70	0.90	10.5
	Seat	1.00	1.10	2.10	1.90	20
N78GFAUX, N78GFMUX, N78SFAUX, N78SFMUX, N78AFLAUX, N78AFRAUX, N78AFLMUX, N78AFRMUX	Back	0.80	0.90	1.10	1.00	14.5
	Extreme	0.70	0.80	0.70	0.90	7
	Seat	0.90	1.00	1.10	1.30	17

COM YARDAGE

# COM YARDAGE REQUIREMENTS

## COM YARDAGE REQUIREMENTS (54" WIDTH – CUT UP THE ROLL)

MODEL	RAILOADED Contact customer service 800-482-1717 for ydg requirements	NON DIRECTIONAL OR SOLID	1"-4" REPEAT	5"-11" REPEAT	12"-18" REPEAT	COL SQUARE FEET
			4" VERTICAL X 4" HORIZONTAL	11" VERTICAL X 11" HORIZONTAL	18" VERTICAL X 18" HORIZONTAL	
N78T2AUX, N78B2AUX, N78B2EUX	Back Extreme Seat	1.30 0.70 1.60	1.50 1.40 1.80	1.40 1.30 2.00	2.00 1.90 2.30	25 12 31
N78T3AUX, N78B32AUX, N78B32EUX	Back Extreme Seat	1.50 1.30 2.40	1.80 2.10 2.50	2.30 2.00 3.00	3.00 2.90 3.30	28 24.5 47
N78GFAWX, N78GFMWX, N78SFAWX, N78SFMWX, N78AFLAWX, N78AFRAWX, N78AFLMWX, N78AFRMWX	Back Extreme Seat	0.60 0.60 0.90	0.70 0.70 1.00	0.70 0.70 1.10	0.90 0.90 1.30	12 5 17
N78T2AWX, N78B2AWX, N78B2EUX	Back Extreme Seat	0.90 0.60 1.60	1.20 1.30 1.80	1.30 1.30 2.00	1.30 1.40 2.30	18 10.5 31
N78T3AWX, N78B3AWX, N78B3EUX	Back Extreme Seat	1.20 1.10 2.40	1.30 1.80 2.50	1.90 1.90 3.00	2.90 1.90 3.30	22 20.5 47
N78LAAAUX, N78LAAAUB, N78LAAAUR, N78LAAAUL		7.60	9.10	14.80	18.40	150
N78LAAAUX, N78LAAAUBX, N78LAAAURX, N78LAAAULX	Seat Back Arm Extreme Back	2.80 1.90 2.90 1.70	3.80 2.60 3.20 2.70	3.70 3.00 5.00 3.00	7.80 3.10 7.90 3.00	54 35.5 56 33
N78LAAAW, N78LAAAWR, N78LAAAWL, N78LAAAWB		7.70	9.10	14.40	18.40	151
N78LAAAWX, N78LAAAWRX, N78LAAAWLX, N78LAAAWBX	Seat Front Back Arm Extreme Back	2.80 1.60 2.90 1.50	3.80 1.80 3.20 2.50	3.70 2.90 5.00 2.90	7.80 3.00 7.90 3.00	54 30.5 56 28.5
N78LAAU, N78LAAUR N78LAAUL, N78LAAUB		5.40	6.40	10.20	12.90	105
N78LAAUX, N78LAAURX, N78LAAULX, N78LAAUBX	Seat Back Arm Extreme Back	1.90 1.70 2.40 0.90	2.60 1.80 2.60 1.90	2.50 2.10 3.30 2.10	5.30 2.10 5.90 2.00	40 32 45 17
N78LAAW, N78LAAWR N78LAAWL, N78LAAWB		5.10	6.10	10.20	12.90	100
N78LAAWX, N78LAAWRX N78LAAWLX, N78LAAWBX	Seat Front Back Arm Extreme Back	1.90 1.50 2.40 0.80	2.60 1.70 2.60 1.70	2.50 2.00 3.30 2.00	7.30 2.00 5.90 2.00	40 28 45 14.5
N78LAU, N78LAUR, N78LAUL		3.20	3.70	5.90	7.40	61
N78LAUX, N78LAURX, N78LAULX	Seat Back Arm Extreme Back	1.30 1.00 1.80 0.90	1.30 1.00 1.80 1.00	1.30 1.20 2.80 1.10	2.80 1.10 3.90 1.00	23.5 18.5 34 8
N78LAW, N78LAWR, N78LAWL		3.00	3.70	5.90	7.40	57.5
N78LAWX, N78LAWRX, N78LAWLX	Seat Front Back Arm Extreme Back	1.30 0.90 1.80 0.80	1.30 0.90 1.80 0.90	1.30 1.10 2.80 1.10	2.80 1.00 3.90 1.00	23.5 15.5 34 8
N78LBU, N78LBUR, N78LBUL, N78LBUB		4.70	5.90	8.90	11.30	92
N78LBUX, N78LBURX, N78LBULX, N78LBUBX	Seat Back Arm Extreme Back	1.90 1.70 1.80 0.90	2.60 1.80 1.80 1.90	2.50 2.10 2.80 2.10	5.30 2.10 3.90 2.00	40 32 34 17
N78LBW, N78LBWR, N78LBWL, N78LBWB		4.40	5.50	8.70	11.30	87

## COM YARDAGE REQUIREMENTS

### COM YARDAGE REQUIREMENTS (54" WIDTH – CUT UP THE ROLL)

MODEL	RAILOADED Contact customer service 800-482-1717 for ydg requirements	NON DIRECTIONAL OR SOLID	1"-4" REPEAT	5"-11" REPEAT	12"-18" REPEAT	COL SQUARE FEET
			4" VERTICAL X 4" HORIZONTAL	11" VERTICAL X 11" HORIZONTAL	18" VERTICAL X 18" HORIZONTAL	
N78LBWX, N78LBWRX, N78LBWLX, N78LBWBX	Seat	1.90	2.60	2.50	5.30	40
	Front Back	1.50	1.70	2.00	2.00	28
	Arm	1.80	1.80	2.80	3.90	34
	Extreme Back	0.80	1.70	2.00	2.00	14.5
N78LCU, N78LCUR, N78LCUL, N78LCUB		6.40	7.60	12.00	15.80	126
N78LCUX, N78LCURX, N78LCULX, N78LCUBX	Seat	2.80	3.80	3.70	7.80	54
	Back	1.90	2.60	3.00	3.10	35.5
	Arm	1.80	1.80	2.80	3.90	34
	Extreme Back	1.70	2.70	3.00	3.00	33
N78LCW, N78LCWR, N78LCWL, N78LCWB		6.10	7.30	12.00	15.80	118.5
N78LCWX, N78LCWRX, N78LCWLX, N78LCWBX	Seat	2.80	3.80	3.70	7.80	54
	Front Back	1.60	1.80	2.90	3.00	30.5
	Arm	1.80	1.80	2.80	3.90	34
	Extreme Back	1.50	2.50	2.90	3.00	28.5
N78LEU		4.10	4.80	5.90	7.40	78.5
N78LEUX	Seat	1.30	1.70	1.80	2.80	24
	Back	1.00	1.00	1.20	1.50	18.5
	Arm	1.80	1.80	2.80	3.90	34
	Extreme Back	0.90	1.00	1.10	1.00	17
N78LEW		3.80	4.50	5.90	7.40	74
N78LEWX	Seat	1.30	1.70	1.80	2.80	24
	Front Back	0.90	0.90	1.10	1.40	15.5
	Arm	1.80	1.80	2.80	3.90	34
	Extreme Back	0.80	0.90	1.10	1.00	14.5
N79AAC		1.90	2.90	3.00	3.00	38
N79BBC, N79CC		1.70	1.90	3.00	3.00	33
N84L1A		8.30	8.90	12.20	14.70	165
N84L1AX	Upholstery	2.40	2.90	4.20	4.70	47
	Seat	2.10	2.70	4.60	5.70	41
	Back	1.30	1.60	2.20	3.30	26
	Arm	2.60	3.20	3.90	7.50	52
N84L1UA		8.30	8.90	12.20	14.70	165
N84L1UAX	Upholstery	2.40	2.90	4.20	4.70	47
	Seat	2.10	2.70	4.60	5.70	41
	Back	1.30	1.60	2.20	3.30	26
	Arm	2.60	3.20	3.90	7.50	52
N84L1L		7.00	7.80	10.80	13.20	139
N84L1LX	Upholstery	2.40	2.90	4.20	4.70	47
	Seat	2.10	2.90	4.20	4.70	47
	Back	1.30	1.60	2.20	3.30	26
	Arm	1.30	1.70	2.50	4.50	27
N84L1R		7.00	7.50	10.80	13.20	138
N84L1RX	Upholstery	2.40	2.90	4.20	4.70	47
	Seat	2.10	2.70	2.70	5.70	41
	Back	1.30	1.60	2.20	3.30	26
	Arm	1.30	1.70	2.50	4.50	27
N84L1M		5.70	6.60	9.40	10.70	39
N84L1MX	Upholstery	2.40	2.90	4.20	4.70	47
	Seat	2.10	2.70	4.60	5.70	41
	Back	1.30	1.60	2.20	3.30	26
N84L2A		13.30	14.70	19.70	23.20	266
N84L2AX	Upholstery	4.20	4.80	6.70	7.00	82
	Seat	4.20	5.00	8.70	10.70	83
	Back	2.60	2.80	3.40	3.50	18
	Arm	2.60	3.20	3.90	7.50	52
N84L2UA		13.30	14.70	19.70	23.20	266



# COM YARDAGE REQUIREMENTS

## COM YARDAGE REQUIREMENTS (54" WIDTH – CUT UP THE ROLL)

MODEL	RAILROADED Contact customer service 800-482-1717 for ydg requirements	NON DIRECTIONAL OR SOLID	1"-4" REPEAT	5"-11" REPEAT	12"-18" REPEAT	COL SQUARE FEET
			4" VERTICAL X 4" HORIZONTAL	11" VERTICAL X 11" HORIZONTAL	18" VERTICAL X 18" HORIZONTAL	
N84L2UAX	Upholstery	4.20	4.80	6.70	7.00	82
	Seat	4.20	5.00	8.70	10.70	83
	Back	2.60	2.80	3.40	3.50	18
	Arm	2.60	3.20	3.90	7.50	52
N84L2L		12.00	13.40	18.40	21.20	241
N84L2LX	Upholstery	4.20	4.80	6.70	7.00	82
	Seat	4.20	5.00	8.70	10.70	83
	Back	2.60	2.80	3.40	3.50	18
	Arm	1.30	1.70	2.50	4.50	27
N84L2R		12.00	13.40	18.40	21.20	241
N84L2RX	Upholstery	4.20	4.80	6.70	7.00	82
	Seat	4.20	5.00	8.70	10.70	83
	Back	2.60	2.80	3.40	3.40	18
	Arm	1.30	1.70	2.50	4.50	27
N84L2M		10.70	12.00	16.10	18.70	214
N84L2MX	Upholstery	4.20	4.80	6.70	7.00	82
	Seat	4.20	5.00	8.80	10.70	83
	Back	2.60	2.80	3.40	3.40	18
N84L3A		18.30	20.10	27.30	31.20	364
N84L3AX	Upholstery	5.90	9.00	12.20	12.50	168
	Seat	6.30	7.00	12.90	15.70	124
	Back	3.90	4.20	4.80	5.00	73
	Arm	2.60	3.20	3.90	7.50	52
N84L3UA		18.30	20.10	27.30	31.20	364
N84L3UAX	Upholstery	5.90	9.00	12.20	12.50	168
	Seat	6.30	7.00	12.90	15.70	124
	Back	3.90	4.20	4.80	5.00	73
	Arm	2.60	3.20	3.90	7.50	52
N84L3L		17.00	18.90	25.90	29.10	338
N84L3LX	Upholstery	5.90	9.30	12.20	12.70	169
	Seat	6.30	9.00	12.20	12.50	168
	Back	3.90	4.20	4.80	5.00	73
	Arm	1.30	1.70	2.50	4.50	27
N84L3R		17.00	18.90	25.90	29.10	338
N84L3RX	Upholstery	5.90	9.30	12.20	12.70	169
	Seat	6.30	9.00	12.20	12.50	168
	Back	3.90	4.20	4.80	5.00	73
	Arm	1.30	1.70	2.50	4.50	27
N84L3M		15.70	17.70	24.50	26.70	313
N84L3MX	Upholstery	5.90	9.30	12.20	12.70	169
	Seat	6.30	9.30	12.20	12.70	169
	Back	3.90	4.20	4.80	5.00	73
N84IN9L		8.00	8.70	11.50	11.70	160
N84IN9LX	Upholstery	3.70	4.00	5.60	5.90	70
	Seat	2.10	9.00	12.20	12.50	168
	Back	2.50	2.90	3.40	3.70	50
N84IN9R		8.00	8.70	11.50	11.70	160
N84IN9RX	Upholstery	3.70	4.00	5.60	5.90	70
	Seat	2.10	9.00	12.20	12.50	168
	Back	2.50	2.90	3.40	3.70	50
N84IN9D		8.40	9.60	12.90	15.20	173
N84IN9DX	Upholstery	3.70	4.70	6.70	7.00	83
	Seat	2.50	2.80	4.60	6.70	48
	Back	2.50	2.90	3.40	3.90	50
N84D1		3.30	3.80	7.00	9.10	67
N84D1X	Upholstery	1.20	1.80	3.20	4.70	26
	Seat	2.10	2.50	4.30	5.20	42
N84D1U		3.30	3.80	7.00	9.10	67

## COM YARDAGE REQUIREMENTS

### COM YARDAGE REQUIREMENTS (54" WIDTH – CUT UP THE ROLL)

MODEL	RAILROADED Contact customer service 800-482-1717 for ydg requirements	NON DIRECTIONAL OR SOLID	1"-4" REPEAT	5"-11" REPEAT	12"-18" REPEAT	COL SQUARE FEET
			4" VERTICAL X 4" HORIZONTAL	11" VERTICAL X 11" HORIZONTAL	18" VERTICAL X 18" HORIZONTAL	
N84D1UX	Upholstery	1.20	1.80	3.20	4.70	26
	Seat	2.10	2.50	4.30	5.20	42
N84D2		3.50	4.00	7.00	10.10	70
N84D2X	Upholstery	1.20	1.80	3.20	4.70	26
	Seat	2.30	2.60	4.30	6.20	45
N84D2U		3.50	4.00	7.00	10.10	70
N84D2UX	Upholstery	1.20	1.80	3.20	4.70	26
	Seat	2.30	2.60	4.30	6.20	45
N84T36ENL		1.30	2.30	4.60	6.70	37
N84T36ENUL		1.30	2.30	4.60	6.70	37
N84T36ENS		1.30	2.30	4.60	6.70	37
N84T36ENUS		1.30	2.30	4.60	6.70	37
N84T60MGL		1.90	2.00	3.10	4.70	26
N84T60MGUL		1.90	2.00	3.10	4.70	26
N84T60MGS		1.90	2.00	3.40	4.70	26
N84T60MGUS		1.90	2.00	3.40	4.70	26
N85CAC		1.70	2.40	3.00	3.00	35
N85CBC		1.60	2.30	2.70	3.00	34
N85LA, N85LAT		2.80	4.90	5.80	7.00	56
N85LAX, N85LATX	Back	0.90	1.00	1.20	1.10	18
	Seat	1.10	1.20	1.80	2.30	22
	Outer Shell	1.90	3.10	3.90	5.00	38
N85LB, N85LBT		4.00	7.60	8.90	10.80	80
N85LBX, N85LBTX	Back	1.00	2.00	2.20	2.10	20
	Seat	1.30	2.20	2.80	3.30	26
	Outer Shell	2.10	3.80	4.80	6.00	42
N85LC, N85LCT		5.30	10.40	11.30	13.80	106
N85LCX, N85LCTX	Back	1.80	2.90	3.10	3.20	36
	Seat	1.90	3.50	3.10	4.80	38
	Outer Shell	2.70	4.60	5.70	7.00	54
N85LD, N85LDT		2.60	4.40	6.40	6.30	52
N85LDX, N85LDTX	Seat	1.70	3.40	4.00	4.30	34
	Outer Shell	1.10	1.30	2.60	2.40	22
N85SA, N85SAT		0.90	1.50	2.30	2.40	18
N85SAA, N85SAAT		1.80	2.90	4.10	4.40	36
N85SAAA, N85SAAAT		2.50	4.10	5.90	6.40	50
N85SAAAX, N85SAAATX	Back	1.30	1.50	3.20	3.40	26
	Seat	2.50	2.80	3.10	3.10	50
N85SAAX, N85SAATX	Back	0.90	1.10	2.20	2.40	18
	Seat	1.70	1.90	2.20	2.10	34
N85SACA, N85SACAT		2.50	3.80	5.30	5.40	50
N85SACAX, N85SACATX	Back	0.90	1.10	2.30	2.40	18
	Seat	2.50	2.80	3.10	3.10	50
N85SAX, N85SATX	Back	0.50	0.70	1.30	1.40	10
	Seat	0.90	1.10	1.20	1.10	18
N85SB, N85SBT		1.20	1.60	2.60	3.00	24
N85SBX, N85SBTX	Back	0.60	0.80	1.40	2.00	12
	Seat	0.90	1.10	1.20	1.10	18
N85SC, N85SCT		0.80	1.00	1.10	1.00	17
N85SE, N85SET		2.00	2.20	2.60	3.00	40
N85SEX, N85SETX	Back	1.20	1.40	1.40	2.00	24
	Seat	0.90	1.10	1.20	1.10	18
N87AAA36		2.10	2.50	3.90	3.30	42
N87AAA36X	Back	1.50	1.80	2.10	2.30	29
	Back Accent	1.10	1.20	1.20	1.50	21
	Upholstery	0.80	1.00	1.20	1.30	15

COM YARDAGE

# COM YARDAGE REQUIREMENTS

## COM YARDAGE REQUIREMENTS (54" WIDTH – CUT UP THE ROLL)

MODEL	RAILROADED Contact customer service 800-482-1717 for ydg requirements	NON DIRECTIONAL OR SOLID	1"-4" REPEAT	5"-11" REPEAT	12"-18" REPEAT	COL SQUARE FEET
			4" VERTICAL X 4" HORIZONTAL	11" VERTICAL X 11" HORIZONTAL	18" VERTICAL X 18" HORIZONTAL	
N87C120		2.80	3.20	3.90	5.00	52
N87C120X	Back	2.30	2.50	3.20	3.50	44
	Back Accent	0.80	0.80	1.80	1.80	12
	Upholstery	0.80	1.10	2.20	2.20	16
N87TA		4.00	3.00	4.00	6.90	79
N87TAX	Back	1.30	1.80	2.40	2.40	32
	Back Accent	1.20	1.30	2.40	2.40	23
	Upholstery	0.80	1.10	2.40	2.30	16
	Extreme	1.50	1.80	2.40	2.40	29
N87LALAR		3.00	3.80	4.50	4.80	59
N87LALARX	Back	1.00	1.10	1.20	1.80	18
	Back Accent	1.10	1.30	1.80	1.90	22
	Upholstery	0.80	1.00	1.70	1.70	16
	Extreme	1.50	1.80	2.20	2.30	29
N87AS1A36		3.00	3.70	5.00	5.20	59
N87AS1A36X	Back	0.80	1.00	1.20	1.30	15
	Back Accent	1.10	1.20	1.20	1.50	21
	Upholstery	0.80	1.00	1.70	1.80	15
	Extreme	0.50	1.00	1.20	1.30	15
	Seat	1.30	1.40	1.80	2.00	25
N87AS2A36		4.50	5.30	6.20	6.70	88
N87AS2A36X	Back	1.50	1.80	2.10	2.30	29
	Back Accent	1.10	1.20	1.20	1.50	21
	Upholstery	1.10	1.40	2.60	2.80	22
	Seat	3.00	3.50	3.80	5.20	61
N87CS120		4.10	5.00	8.00	9.50	82
N87CS120X	Back	2.20	2.50	3.40	3.50	44
	Back Accent	0.60	0.80	1.80	1.80	12
	Upholstery	1.50	2.00	3.80	3.80	30
	Seat	2.10	2.80	5.20	5.20	42
N87TSA		6.20	5.40	6.30	8.30	123
N87TSAX	Back	1.30	1.80	2.40	2.40	31
	Back Accent	1.20	1.30	2.40	2.40	23
	Upholstery	0.80	1.10	2.30	2.40	16
	Extreme	1.50	1.80	2.40	2.40	29
	Seat	2.30	2.50	2.80	2.90	47
N87LSALAR		4.00	4.60	5.50	5.30	78
N87LSALARX	Back	1.00	1.10	1.20	1.80	18
	Back Accent	1.10	1.30	1.80	1.90	22
	Upholstery	1.50	1.70	2.40	2.40	29
	Extreme	1.50	1.80	2.20	2.30	29
	Seat	1.20	1.40	1.70	1.70	24
N87IN3616C, N87IN3616G		1.50	0.60	2.40	2.70	30
N87IN3616CX, N87IN3616GX	Upholstery	0.40	0.70	0.90	1.80	8
	Seat	1.20	1.50	1.80	2.20	24
N87IN3618C, N87IN3618G		1.80	2.00	2.40	3.30	35
N87IN3618CX, N87IN3618GX	Upholstery	0.50	0.70	0.90	1.80	10
	Seat	1.40	1.50	1.90	2.30	26
N87CR12016C, N87CR12016G		1.00	1.50	1.80	2.80	20
N87CR12016CX, N87CR12016GX	Upholstery	0.40	0.70	0.90	1.80	8
	Seat	1.00	1.10	1.80	2.30	19
N87CR12018C, N87CR12018G		1.30	1.60	2.10	2.80	25
N87CR12018CX, N87CR12018GX	Upholstery	0.50	0.70	0.90	1.80	10
	Seat	1.00	1.10	2.00	2.30	20
89X-EWEXC		1.80	2.70	3.00	3.00	37
89X-MWEXC		1.60	2.40	2.90	2.90	33
89X-EUEXC, 89X-EUFXC		2.15	2.70	3.00	3.80	44

## COM YARDAGE REQUIREMENTS

### COM YARDAGE REQUIREMENTS (54" WIDTH – CUT UP THE ROLL)

MODEL	RAILOADED Contact customer service 800-482-1717 for ydgs requirements	NON DIRECTIONAL OR SOLID	1"-4" REPEAT	5"-11" REPEAT	12"-18" REPEAT	COL SQUARE FEET
			4" VERTICAL X 4" HORIZONTAL	11" VERTICAL X 11" HORIZONTAL	18" VERTICAL X 18" HORIZONTAL	
89X-MUEXC, 89X-MUFXC		2.00	2.40	2.90	3.30	41
89X-EWECC		1.80	2.70	3.00	3.80	37
89X-MWECC		1.60	2.40	2.90	3.30	33
89X-GWXX		1.50	2.30	2.60	2.90	31
N90AA, N90AAT, N90AATB		4.80	7.10	8.50	8.90	106
N90BB, N90BBT, N90BBTB		8.40	10.90	12.40	13.50	184
N90CC, N90CCT, N90CCTB		9.20	15.10	16.60	17.50	203
N90AAP, N90AATP, N90AATBP	Upholstery	4.80	7.10	8.50	8.90	106
N90AAX, N90AATX, N90AATBX	Seat/Back Upholstery	1.40 4.00	2.40 4.60	3.60 5.10	3.70 6.50	32 90
N90BBP, N90BBTP, N90BBTBP	Upholstery	8.40	10.90	12.40	13.50	184
N90BBX, N90BBTX, N90BBTBX	Seat/Back Upholstery	3.40 5.40	5.20 5.90	5.80 7.40	5.80 7.90	74 119
N90CCP, N90CCTP, N90CCTBP	Upholstery	9.20	15.10	16.60	17.50	203
N90CCX, N90CCTX, N90CCTBX	Seat/Back Upholstery	5.00 6.20	7.70 7.90	8.60 8.00	8.60 9.40	110 136
N92B1		2.70	3.10	3.70	3.30	52.5
N92B2		4.40	5.00	5.80	5.40	86.5
N92B3		6.10	6.90	8.00	7.40	119.5
N92B9		2.90	3.30	4.90	5.60	57.5
N92CSA, N92CSAC, N92CSAL, N92CSACL, N92CSAR, N92CSACR		3.50	4.60	6.10	7.80	70
N92CSAX, N92CSACX, N92CSALX, N92CSACLX, N92CSARX, N92CSACRX	Upholstery Arm	2.40 2.00	3.00 2.20	3.50 2.50	3.80 3.90	48 40
N92CSLL, N92CSLLC, N92CSRR, N92CSRRC		2.80	3.40	5.20	5.90	56
N92CSLLX, N92CSLLCX, N92CSRRX, N92CSRRCX	Upholstery Arm	2.40 0.90	3.00 1.10	3.50 1.90	3.80 1.90	48 18
N92CSM, N92CSMC		2.40	3.00	3.50	3.80	48
N92H1B, N92H1BR, N92H1BL		7.70	8.30	9.30	10.40	151
N92H1BH		10.60	11.30	12.50	12.90	211
N92H1BHX	Seat Back Lumbar Accent Arms	2.70 1.40 0.40 1.00 5.70	3.10 1.50 0.50 1.10 5.90	3.60 1.50 0.60 1.20 7.50	4.30 2.20 0.80 1.30 7.50	53 25 7 18 113
N92H1BM		9.20	9.90	11.30	12.20	183
N92H1BMX	Seat Back Lumbar Accent Arms	2.70 1.40 0.40 1.00 4.30	3.10 1.50 0.50 1.10 4.60	3.60 1.50 0.60 1.20 6.30	4.30 2.20 0.80 1.30 7.10	53 25 7 18 86
N92H1BX, N92H1BRX, N92H1BLX	Seat Back Lumbar Accent Arms	2.70 1.40 0.40 1.00 2.80	3.10 1.50 0.50 1.10 3.20	3.60 1.50 0.60 1.20 3.80	4.30 2.20 0.80 1.30 3.90	53 25 7 18 58
N92H1M		5.00	5.70	6.10	6.40	97
N92H1MX	Seat Back Lumbar Accent	2.70 1.40 0.40 1.00	3.10 1.50 0.50 1.10	3.60 1.50 0.60 1.20	4.30 2.20 0.80 1.30	53 25 7 18

COM YARDAGE

# COM YARDAGE REQUIREMENTS

## COM YARDAGE REQUIREMENTS (54" WIDTH – CUT UP THE ROLL)

MODEL	RAILROADED Contact customer service 800-482-1717 for ydg requirements	NON DIRECTIONAL OR SOLID	1"-4" REPEAT	5"-11" REPEAT	12"-18" REPEAT	COL SQUARE FEET
			4" VERTICAL X 4" HORIZONTAL	11" VERTICAL X 11" HORIZONTAL	18" VERTICAL X 18" HORIZONTAL	
N92H1R, N92H1RR, N92H1L, N92H1LL		6.30	6.90	7.40	8.40	124
N92H1RH, N92H1LH		7.80	8.40	9.40	9.90	155.5
N92H1RHX, N92H1LHX	Seat	2.70	3.10	3.60	4.30	53
	Back	1.40	1.50	1.50	2.20	25
	Lumbar	0.40	0.50	0.60	0.80	7
	Accent	1.00	1.10	1.20	1.30	18
	Arms	2.90	3.10	4.40	4.50	57.5
N92H1RM, N92H1LM		7.10	7.80	8.80	9.20	142
N92H1RMX, N92H1LMX	Seat	2.70	3.10	3.60	4.30	53
	Back	1.40	1.50	1.50	2.20	25
	Lumbar	0.40	0.50	0.60	0.80	7
	Accent	1.00	1.10	1.20	1.30	18
	Arms	2.20	2.40	3.70	4.10	44
N92H1RX, N92H1RRX, N92H1LX, N92H1LLX	Seat	2.70	3.10	3.60	4.30	53
	Back	1.40	1.50	1.50	2.20	25
	Lumbar	0.40	0.50	0.60	0.80	7
	Accent	1.00	1.10	1.20	1.30	18
	Arms	1.50	1.60	1.90	1.90	30
N92H2B, N92H2BR, N92H2BL, N92H2BB, N92HTU2B, N92HTU2BR, N92HTU2BL, N92HTU2BB		11.50	12.50	13.70	14.90	229
N92H2BH, N92HTU2BH		14.50	15.40	17.40	19.80	289
N92H2BHX, N92HTU2BHX	Seat	4.30	5.20	6.30	6.30	80
	Back	2.50	2.60	2.60	3.90	50
	Lumbar	0.70	0.80	0.90	1.30	13
	Accent	1.90	2.00	2.50	2.30	35.5
	Arms	5.70	5.90	7.50	7.50	113
N92H2BM, N92HTU2BM		13.10	13.90	16.10	18.80	261
N92H2BMX, N92HTU2BMX	Seat	4.30	5.20	6.30	6.30	80
	Back	2.50	2.60	2.60	3.90	50
	Lumbar	0.70	0.80	0.90	1.30	13
	Accent	1.90	2.00	2.50	2.30	35.5
	Arms	4.30	4.60	6.30	7.10	86
N92H2BX, N92H2BRX, N92H2BLX, N92H2BBX, N92HTU2BX, N92HTU2BRX, N92HTU2BLX, N92HTU2BBX	Seat	4.30	5.20	6.30	6.30	80
	Back	2.50	2.60	2.60	3.90	50
	Lumbar	0.70	0.80	0.90	1.30	13
	Accent	1.90	2.10	2.50	2.30	35.5
	Arms	2.80	3.20	3.80	3.90	58
N92H2M, N92HTU2M		8.90	9.70	11.00	10.90	177
N92H2MX, N92MTU2MX	Seat	4.30	5.20	6.30	6.30	80
	Back	2.50	2.60	2.60	3.90	50
	Lumbar	0.70	0.80	0.90	1.30	13
	Accent	1.90	2.10	2.50	2.30	35.5
N92H2R, N92H2RR, N92H2L, N92H2LL, N92HTU2R, N92HTU2RR, N92HTU2L, N92HTU2LL		10.20	11.10	12.20	12.90	203
N92H2RH, N92H2LH, N92HTU2RH, N92HTU2LH		11.70	12.60	14.30	15.90	233
N92H2RHX, N92H2LHX, N92HTU2RHX, N92HTU2LHX	Seat	4.30	5.20	6.30	6.30	80
	Back	2.50	2.60	2.60	3.90	50
	Lumbar	0.70	0.80	0.90	1.30	13
	Accent	1.90	2.00	2.50	2.30	35.5
	Arms	2.90	3.10	4.40	4.50	57.5
N92H2RM, N92H2LM, N92HTU2RM, N92HTU2LM		11.00	11.70	13.70	15.80	219

# COM YARDAGE REQUIREMENTS

## COM YARDAGE REQUIREMENTS (54" WIDTH – CUT UP THE ROLL)

MODEL	RAILOADED Contact customer service 800-482-1717 for ydg requirements	NON DIRECTIONAL OR SOLID	1"-4" REPEAT	5"-11" REPEAT	12"-18" REPEAT	COL SQUARE FEET
			4" VERTICAL X 4" HORIZONTAL	11" VERTICAL X 11" HORIZONTAL	18" VERTICAL X 18" HORIZONTAL	
N92H2RMX, N92H2LMX, N92HTU2RMX, N92HTU2LMX	Seat	4.30	5.20	6.30	6.30	80
	Back	2.50	2.60	2.60	3.90	50
	Lumbar	0.70	0.80	0.90	1.30	13
	Accent	1.90	2.00	2.50	2.30	35.5
	Arms	2.20	2.40	3.70	4.10	44
N92H2RX, N92H2RRX, N92H2LX, N92H2LLX, N92HTU2RX, N92HTU2RRX, N92HTU2LX, N92HTU2LLX	Seat	4.30	5.20	6.30	6.30	80
	Back	2.50	2.60	2.60	3.90	50
	Lumbar	0.70	0.80	0.90	1.30	13
	Accent	1.90	2.10	2.50	2.30	35.5
	Arms	1.50	1.60	1.90	1.90	30
N92H3B, N92H3BR, N92H3BL, N92H3BB, N92HTU3B, N92HTU3BR, N92HTU3BL, N92HTU3BB		15.50	16.90	18.50	18.90	307
	N92H3BH, N92HTU3BH	18.40	19.40	22.30	21.20	366
N92H3BHX, N92HTU3BHX	Seat	5.90	6.70	7.90	7.90	118
	Back	3.70	3.80	3.80	5.90	74
	Lumbar	1.10	1.20	1.20	1.80	22
	Accent	2.80	3.10	3.70	3.30	56
	Arms	5.70	5.90	7.50	7.50	113
N92H3BM, N92HTU3BM		17.00	17.90	21.10	21.20	339
	N92H3BMX, N92HTU3BMX	Seat	5.90	6.70	7.90	7.90
	Back	3.70	3.80	3.80	5.90	74
	Lumbar	1.10	1.20	1.20	1.80	22
	Accent	2.80	3.10	3.70	3.30	56
	Arms	4.30	4.60	6.30	7.10	86
	N92H3BX, N92H3BRX, N92H3BLX, N92H3BBX, N92HTU3BX, N92HTU3BRX, N92HTU3BLX, N92HTU3BBX	Seat	5.90	6.70	7.90	7.90
Back		3.70	3.80	3.80	5.90	74
Lumbar		1.10	1.20	1.20	1.80	22
Accent		2.80	3.10	3.70	3.30	56
Arms		2.80	3.20	3.80	3.90	58
N92H3M, N92HTU3M		12.80	13.80	15.80	14.50	253
	N92H3MX, N92HTU3MX	Seat	5.90	6.70	7.90	7.90
	Back	3.70	3.80	3.80	5.90	74
	Lumbar	1.10	1.20	1.20	1.80	22
	Accent	2.80	3.10	3.70	3.30	56
N92H3R, N92H3RR, N92H3L, N92H3LL, N92HTU3R, N92HTU3RR, N92HTU3L, N92HTU3LL		14.10	15.30	17.10	17.40	281
	N92H3RH, N92H3LH, N92HTU3RH, N92HTU3LH	15.60	16.40	19.20	18.20	311
N92H3RHX, N92H3LHX, N92HTU3RHX, N92HTU3LHX	Seat	5.90	6.70	7.90	7.90	118
	Back	3.70	3.80	4.50	5.90	74
	Lumbar	1.10	1.20	1.20	1.80	22
	Accent	2.80	3.10	3.70	3.30	56
	Arms	2.90	3.10	4.40	4.50	57.5
N92H3RM, N92H3LM, N92HTU3RM, N92HTU3LM		14.90	15.80	18.60	18.30	297
	N92H3RMX, N92H3LMX, N92HTU3RMX, N92HTU3LMX	Seat	5.90	6.70	7.90	7.90
	Back	3.70	3.80	4.50	5.90	74
	Lumbar	1.10	1.20	1.20	1.80	22
	Accent	2.80	3.10	3.70	3.30	56
	Arms	2.20	2.40	3.70	4.10	44
	N92H3RX, N92H3RRX, N92H3LX, N92H3LLX, N92HTU3RX, N92HTU3RRX, N92HTU3LX, N92HTU3LLX	Seat	5.90	6.70	7.90	7.90
Back		3.70	3.80	3.80	5.90	74
Lumbar		1.10	1.20	1.20	1.80	22
Accent		2.80	3.10	3.70	3.30	56
Arms		1.50	1.60	1.90	1.90	30

COM YARDAGE

# COM YARDAGE REQUIREMENTS

## COM YARDAGE REQUIREMENTS (54" WIDTH – CUT UP THE ROLL)

MODEL	RAILOADED Contact customer service 800-482-1717 for ydg requirements	NON DIRECTIONAL OR SOLID	1"-4" REPEAT	5"-11" REPEAT	12"-18" REPEAT	COL SQUARE FEET
			4" VERTICAL X 4" HORIZONTAL	11" VERTICAL X 11" HORIZONTAL	18" VERTICAL X 18" HORIZONTAL	
N92HC2		9.20	13.70	16.70	16.90	181.5
N92HC2X	Back	3.80	4.10	5.00	7.90	74
	Lumbar	0.70	0.80	1.20	1.80	12.5
	Seat	3.70	4.30	5.90	7.30	73
	Accent	2.90	4.10	4.90	4.30	55.5
N92HC3		13.11	18.90	23.10	23.50	261
N92HC3X	Back	5.40	5.90	7.50	8.60	107.5
	Lumbar	1.20	1.50	1.80	3.40	24
	Seat	5.50	6.00	6.50	8.30	108
	Accent	4.80	5.30	6.00	5.90	96
N92HIN9, N92HTUIN9		6.20	7.70	11.50	13.30	122
N92HIN9X, N92HTUIN9X	Seat	2.70	3.30	4.90	5.30	54
	Back	2.40	2.50	2.80	3.90	48
	Lumbar	0.70	0.80	0.90	1.30	14
	Accent	1.50	1.80	2.40	2.30	30
N92HOU9		5.20	6.00	9.00	10.40	103
N92HOU9X	Seat	2.80	3.40	4.60	5.30	55
	Back	1.40	1.50	1.50	2.20	28
	Lumbar	0.50	0.50	0.60	0.80	10
	Accent	1.00	1.10	1.20	1.30	18
N92HSQ9D, N92HTUSQ9D	Complete	5.50	7.50	9.60	9.90	108
N92HSQ9DX, N92HTUSQ9DX	Seat	2.70	3.20	4.00	4.00	54
	Back	2.70	3.30	4.00	4.00	40
	Lumbar	0.40	0.50	0.60	1.30	8
	Accent	1.40	2.10	2.40	2.30	28
N92HSQ9R, N92HSQ9L	Complete	5.20	6.80	7.30	9.30	102
N92HTUSQ9R, N92HTUSQ9L	Seat	2.40	3.30	3.30	4.00	48
	Back	2.00	2.20	3.00	3.20	40
	Lumbar	0.40	0.50	0.60	1.30	8
	Accent	1.40	2.10	2.40	2.30	28
N92HTL2B, N92HTL2BR, N92HTL2BL, N92HTL2BB, N92HTW2B, N92HTW2BR, N92HTW2BL, N92HTW2BB		9.40	10.10	11.00	11.90	185.5
N92HTL2BX, N92HTL2BRX, N92HTL2BLX, N92HTL2BBX, N92HTW2BX, N92HTW2BRX, N92HTW2BLX, N92HTW2BBX	Seat	3.20	3.60	3.70	4.30	63.75
	Back	1.20	1.30	1.30	1.90	24
	Lumbar	0.70	0.80	0.90	1.30	13
	Accent	1.90	2.10	2.50	2.30	35.5
	Arms	2.80	3.20	3.80	3.90	58
N92HTL2M, N92HTW2M		6.70	7.50	8.50	7.90	133.5
N92HTL2MX, N92HTW2MX	Seat	3.20	3.60	3.70	4.30	63.75
	Back	1.20	1.30	1.30	1.90	24
	Lumbar	0.70	0.80	0.90	1.30	13
	Accent	1.90	2.10	2.50	2.30	35.5
N92HTL2R, N92HTL2RR, N92HTL2L, N92HTL2LL, N92HTW2R, N92HTW2RR, N92HTW2L, N92HTW2LL		8.10	8.90	9.80	9.9	161
N92HTL2RH, N92HTL2LH, N92HTW2RH, N92HTW2LH		9.50	10.30	11.90	13.40	189
N92HTL2RHX, N92HTL2LHX, N92HTW2RHX, N92HTW2LHX	Seat	3.20	3.60	3.70	4.30	63.75
	Back	1.20	1.30	1.30	1.90	24
	Lumbar	0.70	0.80	0.90	1.30	13
	Accent	1.90	2.00	2.50	2.30	35.5
	Arms	2.90	3.10	4.40	4.50	57.5
N92HTL2RM, N92HTL2LM, N92HTW2RM, N92HTW2LM		8.80	9.60	11.20	14.00	175

# COM YARDAGE REQUIREMENTS

## COM YARDAGE REQUIREMENTS (54" WIDTH – CUT UP THE ROLL)

MODEL	RAILROADED Contact customer service 800-482-1717 for ydg requirements	NON DIRECTIONAL OR SOLID	1"-4" REPEAT	5"-11" REPEAT	12"-18" REPEAT	COL SQUARE FEET
			4" VERTICAL X 4" HORIZONTAL	11" VERTICAL X 11" HORIZONTAL	18" VERTICAL X 18" HORIZONTAL	
N92HTL2RMX, N92HTL2LMX	Seat	3.20	3.60	3.70	4.30	63.75
N92HTW2RMX, N92HTW2LMX	Back	1.20	1.30	1.30	1.90	24
	Lumbar	0.70	0.80	0.90	1.30	13
	Accent	1.90	2.00	2.50	2.30	35.5
	Arms	2.20	2.40	3.70	4.10	44
N92HTL2RX, N92HTL2RRX, N92HTL2LX, N92HTL2LLX, N92HTW2RX, N92HTW2RRX, N92HTW2LX, N92HTW2LLX	Seat	3.20	3.60	3.70	4.30	63.75
	Back	1.20	1.30	1.30	1.90	24
	Lumbar	0.70	0.80	0.90	1.30	13
	Accent	2.80	3.10	3.70	3.30	56
	Arms	1.50	1.60	1.90	1.90	30
N92HTL3B, N92HTL3BR, N92HTL3BL, N92HTL3BB, N92HTW3B, N92HTW3BR, N92HTW3BL, N92HTW3BB		12.30	13.20	14.70	14.90	245
N92HTL3BH, N92HTW3BH		15.20	16.10	18.30	18.20	303
N92HTL3BHX, N92HTW3BHX	Seat	4.40	4.80	4.90	5.90	88
	Back	2.70	2.80	3.30	3.30	54
	Lumbar	1.10	1.20	1.20	1.80	22
	Accent	2.80	3.10	3.70	3.30	56
	Arms	5.70	5.90	7.50	7.50	113
N92HTL3BM, N92HTW3BM		13.70	14.50	17.40	17.20	273
N92HTL3BMX, N92HTW3BMX	Seat	4.40	4.80	4.90	5.90	88
	Back	2.70	2.80	3.30	3.30	54
	Lumbar	1.10	1.20	1.20	1.80	22
	Accent	2.80	3.10	3.70	3.30	56
	Arms	4.30	4.60	6.30	7.10	86
N92HTL3BX, N92HTL3BRX, N92HTL3BLX, N92HTL3BBX, N92HTW3BX, N92HTW3BRX, N92HTW3BLX, N92HTW3BBX	Seat	4.40	4.80	4.90	5.90	88
	Back	2.70	2.80	3.30	3.30	54
	Lumbar	1.10	1.20	1.20	1.80	22
	Accent	2.80	3.10	3.70	3.30	56
	Arms	2.80	3.20	3.80	3.90	58
N92HTL3M, N92HTW3M		9.60	10.50	11.60	10.50	191
N92HTL3MX, N92HTW3MX	Seat	4.40	4.80	4.90	5.90	88
	Back	2.70	2.80	3.30	3.30	54
	Lumbar	1.10	1.20	1.20	1.80	22
	Accent	2.80	3.10	3.70	3.30	56
N92HTL3R, N92HTL3RR, N92HTL3L, N92HTL3LL, N92HTW3R, N92HTW3RR, N92HTW3L, N92HTW3LL		10.90	11.80	13.40	12.80	217
N92HTL3RH, N92HTL3LH, N92HTW3RH, N92HTW3LH		12.30	13.10	15.20	13.80	245
N92HTL3RHX, N92HTL3LHX N92HTW3RHX, N92HTW3LHX	Seat	4.40	4.80	4.90	5.90	88
	Back	2.70	2.80	3.30	3.30	54
	Lumbar	1.10	1.20	1.20	1.80	22
	Accent	2.80	3.10	3.70	3.30	56
	Arms	2.90	3.10	4.40	4.50	57.5
N92HTL3RM, N92HTL3LM, N92HTW3RM, N92HTW3LM		11.70	12.40	14.30	14.30	233
N92HTL3RMX, N92HTL3LMX N92HTW3RMX, N92HTW3LMX	Seat	4.40	4.80	4.90	5.90	88
	Back	2.70	2.80	3.30	3.30	54
	Lumbar	1.10	1.20	1.20	1.80	22
	Accent	2.80	3.10	3.70	3.30	56
	Arms	2.20	2.40	3.70	4.10	44
N92HTL3RX, N92HTL3RRX, N92HTL3LX, N92HTL3LLX, N92HTW3RX, N92HTW3RRX, N92HTW3LX, N92HTW3LLX	Seat	4.40	4.80	4.90	5.90	88
	Back	2.70	2.80	3.30	3.30	54
	Lumbar	1.10	1.20	1.20	1.80	22
	Accent	2.80	3.10	3.70	3.30	56
	Arms	1.50	1.60	1.90	1.90	30

COM YARDAGE



# COM YARDAGE REQUIREMENTS

## COM YARDAGE REQUIREMENTS (54" WIDTH – CUT UP THE ROLL)

MODEL	RAILROADED Contact customer service 800-482-1717 for ydg requirements	NON DIRECTIONAL OR SOLID	1"-4" REPEAT	5"-11" REPEAT	12"-18" REPEAT	COL SQUARE FEET
			4" VERTICAL X 4" HORIZONTAL	11" VERTICAL X 11" HORIZONTAL	18" VERTICAL X 18" HORIZONTAL	
N92HTLIN9, N92HTWIN9		4.60	5.70	7.90	8.90	91
N92HTLIN9X, N92HTWIN9X	Seat	2.30	2.80	3.80	4.80	46
	Back	1.20	1.60	2.20	2.90	24
	Lumbar	0.70	0.80	0.90	1.30	14
	Accent	1.50	1.80	2.40	2.30	30
N92HTLSQ9D, N92HTWSQ9D		3.50	5.50	6.70	6.80	70
N92HTLSQ9D, N92HTWSQ9D	Seat	2.00	2.30	2.50	2.80	39
	Back	1.30	1.40	2.10	2.20	26
	Lumbar	0.40	0.50	0.60	1.30	8
	Accent	1.40	2.10	2.40	2.30	28
N92HTLSQ9R, N92HTLSQ9L, N92HTWSQ9R, N92HTWSQ9L		3.30	5.50	6.70	6.80	66
N92HTLSQ9RX, N92HTLSQ9LX, N92HTWSQ9RX, N92HTWSQ9LX	Seat	1.60	2.30	2.50	3.20	33
	Back	1.30	1.40	2.10	2.20	26
	Lumbar	0.40	0.50	0.60	1.30	8
	Accent	1.40	2.10	2.40	2.30	28
N92HTUC2		9.20	10.90	15.30	15.80	182.5
N92HTUC2X	Seat	2.70	3.00	4.90	5.30	53
	Back	3.80	4.10	5.00	7.90	74
	Lumbar	0.70	0.80	1.20	1.80	12.5
	Accent	2.90	4.10	4.90	4.30	55.5
N92HTUC3		12.70	13.80	15.80	14.50	253
N92HTUC3X	Seat	6.60	8.40	9.30	10.50	131.5
	Back	5.40	5.90	7.50	8.60	107.5
	Lumbar	1.20	1.50	1.80	3.40	24
	Accent	4.80	5.30	6.00	5.90	96
N92HTUSQ9RX, N92HTUSQ9LX	Seat	2.60	2.80	3.60	3.30	52
	Back	2.00	2.20	3.00	3.20	40
	Lumbar	0.40	0.50	0.60	1.30	8
	Accent	1.40	2.10	2.40	2.30	28
N92HTW2BH, N92HTL2BH		12.30	13.20	14.90	17.40	245
N92HTW2BHX, N92HTL2BHX	Seat	3.20	3.60	3.70	4.30	63.75
	Back	1.20	1.30	1.30	1.90	24
	Lumbar	0.70	0.80	0.90	1.30	13
	Accent	1.90	2.00	2.50	2.30	35.5
	Arms	5.70	5.90	7.50	7.50	113
N92HTW2BM, N92HTL2BM		10.90	11.60	13.40	15.80	217
N92HTW2BMX, N92HTL2BMX	Seat	3.20	3.60	3.70	4.30	63.75
	Back	1.20	1.30	1.30	1.90	24
	Lumbar	0.70	0.80	0.90	1.30	13
	Accent	1.90	2.00	2.50	2.30	35.5
	Arms	4.30	4.60	6.30	7.10	86
N92HTWC2, N92HTLC2		5.40	8.00	11.90	12.40	107
N92HTWC2X, N92HTLC2X	Seat	2.20	2.80	3.30	3.90	43
	Back	1.70	1.90	2.50	3.90	34
	Lumbar	0.70	0.80	1.20	1.80	12.5
	Accent	2.90	4.10	4.90	4.30	55.5
N92HTWC3, N92HTLC3		7.60	11.00	14.50	14.70	150
N92HTWC3X, N92HTLC3X	Seat	3.20	3.80	4.30	5.80	62
	Back	1.90	2.50	3.10	4.90	38
	Lumbar	1.20	1.50	1.80	3.40	24
	Accent	4.80	5.30	6.00	5.90	96
N92M1B, N92M1BR, N92M1BL		6.80	7.30	8.30	9.40	133
N92M1BM		8.30	8.90	10.00	11.20	165.5
N92M1BMX	Seat	2.60	3.00	3.10	3.90	50
	Back	1.40	1.50	1.50	2.20	25
	Lumbar	0.40	0.50	0.60	0.80	7
	Arms	4.30	4.60	6.30	7.10	86

# COM YARDAGE REQUIREMENTS

## COM YARDAGE REQUIREMENTS (54" WIDTH – CUT UP THE ROLL)

MODEL	RAILOADED Contact customer service 800-482-1717 for ydg requirements	NON DIRECTIONAL OR SOLID	1"-4" REPEAT	5"-11" REPEAT	12"-18" REPEAT	COL SQUARE FEET
			4" VERTICAL X 4" HORIZONTAL	11" VERTICAL X 11" HORIZONTAL	18" VERTICAL X 18" HORIZONTAL	
N92M1BX, N92M1BRX, N92M1BLX	Seat	2.60	3.00	3.10	3.90	50
	Back	1.40	1.50	1.50	2.20	25
	Lumbar	0.40	0.50	0.60	0.80	7
	Arms	2.80	3.20	3.80	3.90	58
N92M1M		4.10	4.70	4.90	5.40	80
N92M1MX	Seat	2.60	3.00	3.10	3.90	50
	Back	1.40	1.50	1.50	2.20	25
	Lumbar	0.40	0.50	0.60	0.80	7
N92M1R, N92M1RR, N92M1L, N92M1LL		5.50	6.00	6.50	7.40	107
N92M1RM, N92M1LM		6.20	6.80	7.60	8.30	123.5
N92M1RMX, N92M1LMX	Seat	2.60	3.00	3.10	3.90	50
	Back	1.40	1.50	1.50	2.20	25
	Lumbar	0.40	0.50	0.60	0.80	7
	Arms	2.20	2.40	3.70	4.10	44
N92M1RX, N92M1RRX N92M1LX, N92M1LLX	Seat	2.60	3.00	3.10	3.90	50
	Back	1.40	1.50	1.50	2.20	25
	Lumbar	0.40	0.50	0.60	0.80	7
	Arms	1.50	1.60	1.90	1.90	30
N92M2B, N92M2BR, N92M2BL, N92M2BB, N92MTU2B, N92MTU2BR, N92MTU2BL, N92MTU2BB		9.80	10.30	11.10	12.90	195
N92M2BM, N92MTU2BM		11.30	12.00	13.70	16.20	225
N92M2BMX, N92MTU2BMX	Seat	4.10	4.60	4.90	5.30	80
	Back	2.50	2.60	2.60	3.90	50
	Lumbar	0.70	0.80	0.90	1.30	13
	Arms	4.30	4.60	6.30	7.10	86
N92M2BX, N92M2BRX, N92M2BLX, N92M2BBX, N92MTU2BX, N92MTU2BRX, N92MTU2BLX, N92MTU2BBX	Seat	4.10	4.60	4.90	5.30	80
	Back	2.50	2.60	2.60	3.90	50
	Lumbar	0.70	0.80	0.90	1.30	13
	Arms	2.80	3.20	3.80	3.90	58
N92M2M, N92MTU2M		7.10	7.70	8.50	8.30	139.5
N92M2MX, N92MTU2MX	Seat	4.10	4.60	4.90	5.30	80
	Back	2.50	2.60	2.60	3.90	50
	Lumbar	0.70	0.80	0.90	1.30	13
N92M2R, N92M2RR, N92M2L, N92M2LL N92MTU2R, N92MTU2RR, N92MTU2L, N92MTU2LL		8.40	9.10	9.80	11.00	167
N92M2RM, N92M2LM, N92MTU2RM, N92MTU2LM		9.20	9.80	11.20	13.10	183
N92M2RMX, N92M2LMX, N92MTU2RMX, N92MTU2LMX	Seat	4.10	4.60	4.90	5.30	80
	Back	2.50	2.60	2.60	3.90	50
	Lumbar	0.70	0.80	0.90	1.30	13
	Arms	2.20	2.40	3.70	4.10	44
N92M2RX, N92M2RRX, N92M2LX, N92M2LLX, N92MTU2RX, N92MTU2RRX, N92MTU2LX, N92MTU2LLX	Seat	4.10	4.60	4.90	5.30	80
	Back	2.50	2.60	2.60	3.90	50
	Lumbar	0.70	0.80	0.90	1.30	13
	Arms	1.50	1.60	1.90	1.90	30
N92M3B, N92M3BR, N92M3BL, N92M3BB, N92MTU3B, N92MTU3BR, N92MTU3BL, N92MTU3BB		12.80	13.80	15.00	16.90	255
N92M3BM, N92MTU3BM		14.30	15.10	17.40	18.20	285
N92M3BMX, N92MTU3BMX	Seat	5.60	6.30	6.70	7.30	111.5
	Back	3.70	3.80	4.50	5.90	74
	Lumbar	1.10	1.20	1.20	1.80	22
	Arms	4.30	4.60	6.30	7.10	86

COM YARDAGE

# COM YARDAGE REQUIREMENTS

## COM YARDAGE REQUIREMENTS (54" WIDTH – CUT UP THE ROLL)

MODEL	RAILROADED Contact customer service 800-482-1717 for ydg requirements	NON DIRECTIONAL OR SOLID	1"-4" REPEAT	5"-11" REPEAT	12"-18" REPEAT	COL SQUARE FEET
			4" VERTICAL X 4" HORIZONTAL	11" VERTICAL X 11" HORIZONTAL	18" VERTICAL X 18" HORIZONTAL	
N92M3BX, N92M3BRX, N92M3BLX, N92M3BBX, N92MTU3BX, N92MTU3BRX, N92MTU3BLX, N92MTU3BBX	Seat Back Lumbar Arms	5.60 3.70 1.10 2.80	6.30 3.80 1.20 3.20	6.70 3.80 1.20 3.80	7.30 5.90 1.80 3.90	111.5 74 22 58
N92M3M, N92MTU3M		10.10	11.00	12.20	12.90	199
N92M3MX, N92MTU3MX	Seat Back Lumbar	5.60 3.70 1.10	6.30 3.80 1.20	6.70 4.50 1.20	7.30 5.90 1.80	111.5 74 22
N92M3R, N92M3RR, N92M3L, N92M3LL, N92MTU3R, N92MTU3RR, N92MTU3L, N92MTU3LL		11.50	12.40	13.40	14.90	229
N92M3RM, N92M3LM, N92MTU3RM, N92MTU3LM		12.20	13.10	14.90	15.20	243
N92M3RMX, N92M3LMX, N92MTU3RMX, N92MTU3LMX	Seat Back Lumbar Arms	5.60 3.70 1.10 2.20	6.30 3.80 1.20 2.40	6.70 3.80 1.20 3.70	7.30 5.90 1.80 4.10	111.5 74 22 44
N92M3RX, N92M3RRX, N92M3LX, N92M3LLX, N92MTU3RX, N92MTU3RRX, N92MTU3LX, N92MTU3LLX	Seat Back Lumbar Arms	5.60 3.70 1.10 1.50	6.30 3.80 1.20 1.60	6.70 3.80 1.20 1.90	7.30 5.90 1.80 1.90	111.5 74 22 30
N92MC2		6.80	9.00	12.00	13.30	135
N92MC2X	Back Lumbar Seat	3.80 0.70 3.70	4.10 0.80 4.30	5.00 1.20 5.90	7.90 1.80 7.30	74 12.5 74
N92MC3		10.20	13.50	16.00	18.00	202
N92MC3X	Back Lumbar Seat	5.40 1.20 5.50	5.90 1.50 6.60	7.50 1.80 8.00	8.60 3.40 8.50	107.5 24 108
N92MIN9, N92MTUIN9		5.00	6.00	8.40	10.20	100
N92MIN9X, N92MTUIN9X	Seat Back Lumbar	2.70 2.40 0.70	3.30 2.50 0.80	4.90 2.80 0.90	5.30 3.90 1.30	54 48 14
N92MOU9		4.30	4.90	6.60	7.70	86
N92MOU9X	Seat Back Lumbar	2.80 1.40 0.50	3.40 1.50 0.50	4.60 1.50 0.60	5.30 2.20 0.80	55 28 10
N92MSQ9D, N92MTUSQ9D	Complete	4.30	5.40	7.00	7.80	86
N92MSQ9DX, N92MTUSQ9DX	Seat Back Lumbar	2.70 2.00 0.40	3.30 2.10 0.50	4.00 3.00 0.60	4.00 3.20 1.30	54 40 8
N92MSQ9R, N92MSQ9L, N92MTUSQ9R, N92MTUSQ9L	Complete	4.00	5.50	8.00	8.00	80
N92MSQ9RX, N92MSQ9LX, N92MTUSQ9RX, N92MTUSQ9LX	Seat Back Lumbar	2.40 2.00 0.40	3.20 2.10 0.50	3.30 3.00 0.60	4.00 3.20 1.30	48 40 8
N92MTL2B, N92MTL2BR, N92MTL2BL, N92MTL2BB, N92MTW2B, N92MTW2BR, N92MTW2BL, N92MTW2BB		7.60	8.10	9.20	10.30	151
N92MTL2BX, N92MTL2BRX, N92MTL2BLX, N92MTL2BBX, N92MTW2BX, N92MTW2BRX, N92MTW2BLX, N92MTW2BBX	Seat Back Lumbar Arms	3.20 1.20 0.70 2.80	3.60 1.30 0.80 3.20	3.70 1.30 0.90 3.80	4.30 1.90 1.30 3.90	63.75 24 13 58
N92MTL2M, N92MTW2M		5.00	5.30	6.10	5.80	100
N92MTL2MX, N92MTW2MX	Seat Back Lumbar	3.20 1.20 0.70	3.60 1.30 0.80	3.70 1.30 0.90	4.30 1.90 1.30	63.75 24 13

# COM YARDAGE REQUIREMENTS

## COM YARDAGE REQUIREMENTS (54" WIDTH – CUT UP THE ROLL)

MODEL	RAILOADED Contact customer service 800-482-1717 for ydg requirements	NON DIRECTIONAL OR SOLID	1"-4" REPEAT	5"-11" REPEAT	12"-18" REPEAT	COL SQUARE FEET
			4" VERTICAL X 4" HORIZONTAL	11" VERTICAL X 11" HORIZONTAL	18" VERTICAL X 18" HORIZONTAL	
N92MTL2R, N92MTL2RR, N92MTL2L, N92MTL2LL, N92MTW2R, N92MTW2RR, N92MTW2L, N92MTW2LL		6.30	6.80	7.40	8.40	125.5
N92MTL2RX, N92MTL2RRX, Seat		3.20	3.60	3.70	4.30	63.75
N92MTL2LX, N92MTL2LLX, Back		1.20	1.30	1.30	1.90	24
N92MTW2RX, N92MTW2RRX, Lumbar		0.70	0.80	0.90	1.30	13
N92MTW2LX, N92MTW2LLX Arms		1.50	1.60	1.90	1.90	30
N92MTL3B, N92MTL3BR, N92MTL3BL, N92MTL3BB, N92MTW3B, N92MTW3BR, N92MTW3BL, N92MTW3BB		9.60	10.30	11.30	12.80	191
N92MTL3BM, N92MTW3BM		11.10	11.80	13.40	14.90	221
N92MTL3BMX, N92MTW3BMX Seat		4.40	4.80	4.90	5.90	88
Back		2.70	2.80	3.30	3.30	54
Lumbar		1.10	1.20	1.20	1.80	22
Arms		4.30	4.60	6.30	7.10	86
N92MTL3BX, N92MTL3BRX, Seat		4.40	4.80	4.90	5.90	88
N92MTL3BLX, N92MTL3BBX, Back		2.70	2.80	3.30	3.30	54
N92MTW3BX, N92MTW3BRX, Lumbar		1.10	1.20	1.20	1.80	22
N92MTW3BLX, N92MTW3BBX Arms		2.80	3.20	3.80	3.90	58
N92MTL3M, N92MTW3M		6.90	7.60	8.50	8.90	137.5
N92MTL3MX, N92MTW3MX Seat		4.40	4.80	4.90	5.90	88
Back		2.70	2.80	3.30	3.30	54
Lumbar		1.10	1.20	1.20	1.80	22
N92MTL3R, N92MTL3RR, N92MTL3L, N92MTL3LL, N92MTW3R, N92MTW3RR, N92MTW3L, N92MTW3LL		8.30	8.90	9.80	10.30	165
N92MTL3RX, N92MTL3RRX, Seat		4.40	4.80	4.90	5.90	88
N92MTL3LX, N92MTL3LLX, Back		2.70	2.80	3.30	3.30	54
N92MTW3RX, N92MTW3RRX, Lumbar		1.10	1.20	1.20	1.80	22
N92MTW3LX, N92MTW3LLX Arms		1.50	1.60	1.90	1.90	30
N92MTLIN9, N92MTWIN9		3.20	4.00	5.40	6.90	64
N92MTLIN9X, N92MTWIN9X Seat		2.30	2.80	3.80	4.80	46
Back		1.20	1.60	2.20	2.90	24
Lumbar		0.70	0.80	0.90	1.30	14
N92MTLSQ9D, N92MTWSQ9D		2.50	3.50	4.30	5.20	50
N92MTLSQ9DX, N92MTWSQ9DX Seat		1.90	2.30	2.50	2.80	39
Back		1.30	1.40	2.10	2.20	26
Lumbar		0.40	0.50	0.60	1.30	8
N92MTLSQ9R, N92MTLSQ9L, N92MTWSQ9R, N92MTWSQ9L		2.20	3.50	4.30	5.20	44
N92MTLSQ9RX, N92MTLSQ9LX, Seat		1.60	2.30	2.50	3.20	32
N92MTWSQ9RX, N92MTWSQ9LX Back		1.30	1.40	2.10	2.20	26
Lumbar		0.40	0.50	0.60	1.30	8
N92MTUC2		6.60	7.20	10.40	11.40	130
N92MTUC2X Seat		2.70	3.00	4.90	5.30	53
Back		3.80	4.10	5.00	7.90	74
Lumbar		0.70	0.80	1.20	1.80	12.5
N92MTUC3		11.70	14.10	16.90	18.80	233
N92MTUC3X Seat		6.60	8.40	9.30	10.50	131.5
Back		5.40	5.90	7.50	8.60	107.5
Lumbar		1.20	1.50	1.80	3.40	24
N92MTW2BM, N92MTL2BM		9.10	9.70	11.20	13.70	181.5
N92MTW2BMX, N92MTL2BMX Seat		3.20	3.60	3.70	4.30	63.75
Back		1.20	1.30	1.30	1.90	24
Lumbar		0.70	0.80	0.90	1.30	13
Arms		4.30	4.60	6.30	7.10	86

COM YARDAGE

# COM YARDAGE REQUIREMENTS

## COM YARDAGE REQUIREMENTS (54" WIDTH – CUT UP THE ROLL)

MODEL	RAILOADED Contact customer service 800-482-1717 for ydg requirements	NON DIRECTIONAL OR SOLID	1"-4" REPEAT	5"-11" REPEAT	12"-18" REPEAT	COL SQUARE FEET
			4" VERTICAL X 4" HORIZONTAL	11" VERTICAL X 11" HORIZONTAL	18" VERTICAL X 18" HORIZONTAL	
N92MTW2RM, N92MTW2LM, N92MTL2RM, N92MTL2LM		7.00	7.50	8.80	10.90	139.5
N92MTW2RMX, N92MTW2LMX, N92MTL2RMX, N92MTL2LMX	Seat	3.20	3.60	3.70	4.30	63.75
	Back	1.20	1.30	1.30	1.90	24
	Lumbar	0.70	0.80	0.90	1.30	13
	Arms	2.20	2.40	3.70	4.10	44
N92MTW3RM, N92MTW3LM, N92MTL3RM, N92MTL3LM		9.00	9.70	10.70	11.90	179
N92MTW3RMX, N92MTW3LMX, N92MTL3RMX, N92MTL3LMX	Seat	4.40	4.80	4.90	5.90	88
	Back	2.70	2.80	3.30	3.30	54
	Lumbar	1.10	1.20	1.20	1.80	22
	Arms	2.20	2.40	3.70	4.10	44
N92MTWC2, N92MTLC2		3.50	4.80	7.00	7.90	69
N92MTWC2X, N92MTLC2X	Seat	2.20	2.80	3.30	3.90	43
	Back	1.70	1.90	2.50	3.90	34
	Lumbar	0.70	0.80	1.20	1.80	12.5
N92MTWC3, N92MTLC3		4.70	6.50	8.50	11.00	92
N92MTWC3X, N92MTLC3X	Seat	3.20	3.80	4.30	5.80	62
	Back	1.90	2.50	3.10	4.90	38
	Lumbar	1.20	1.50	1.80	3.40	24
N92MBH2MS, N92MBH2MSP		7.40	8.00	10.50	10.80	146.2
N92MBH2MSX, N92MBH2MSPX	Seat	4.20	5.00	6.50	7.50	83.02
	Back	2.70	3.00	3.80	4.00	52.6
	Lumbar	0.60	1.00	1.00	1.80	11.62
N92HBH2MS, N92HBH2MSP		9.10	10.00	12.80	13.00	181.0
N92HBH2MSX, N92HBH2MSPX	Seat	4.20	5.00	6.50	7.50	83.02
	Back	2.70	3.00	3.80	4.00	52.6
	Lumbar	0.60	1.00	1.00	1.80	11.62
	Accent	2.00	2.50	3.00	3.50	39.9
N92MBH2MD, N92MBH2MDP		9.70	11.00	14.00	16.80	193.2
N92MBH2MDX, N92MBH2MDPX	Seat	6.60	8.00	10.50	12.50	130.06
	Back	2.30	2.80	3.00	5.00	44.3
	Lumbar	1.20	1.50	1.80	3.00	23.8
N92HBH2MD, N92HBH2MDP		11.80	13.50	16.50	20.00	234.2
N92HBH2MDX, N92HBH2MDPX	Seat	6.60	8.00	10.50	12.50	130.06
	Back	2.30	2.80	3.00	5.00	44.3
	Lumbar	1.20	1.50	1.80	3.00	23.8
	Accent	2.30	2.80	3.00	4.50	44.9
N92MOUR9		4.90	5.30	6.70	6.90	96.6
N92MOUR9X	Seat	3.20	3.40	5.00	4.50	62.1
	Back	1.70	1.80	1.80	2.60	32.2
	Lumbar	0.60	0.60	0.70	1.00	11.5
N92MINR9		5.90	6.40	8.60	9.00	117.3
N92MINR9X	Seat	3.20	3.40	5.00	4.40	62.1
	Back	2.80	2.90	3.30	4.50	55.2
	Lumbar	0.90	1.00	1.10	1.50	16.1
N92HOUR9		5.80	6.60	8.20	8.10	111.6
N92HOUR9X	Seat	3.20	3.40	5.00	4.50	62.1
	Back	1.70	1.80	1.80	2.60	32.2
	Lumbar	0.60	0.60	0.70	1.00	11.5
	Accent	1.20	1.30	1.40	1.50	20.7
N92HINR9		7.20	8.40	11.70	12.00	142.1
N92HINR9X	Seat	3.20	3.40	5.00	4.40	62.1
	Back	2.80	2.90	3.30	4.50	55.2
	Lumbar	0.90	1.00	1.10	1.50	16.1
	Accent	1.80	2.10	2.80	2.70	34.5
N92MINR9SW	Complete	6.40	6.90	9.30	9.80	127.5

## COM YARDAGE REQUIREMENTS

### COM YARDAGE REQUIREMENTS (54" WIDTH – CUT UP THE ROLL)

MODEL	RAILOADED Contact customer service 800-482-1717 for ydg requirements	NON DIRECTIONAL OR SOLID	1"-4" REPEAT	5"-11" REPEAT	12"-18" REPEAT	COL SQUARE FEET
			4" VERTICAL X 4" HORIZONTAL	11" VERTICAL X 11" HORIZONTAL	18" VERTICAL X 18" HORIZONTAL	
N92MINR9SWX	Seat	3.40	3.70	5.40	4.80	67.5
	Back	3.00	3.20	3.50	4.90	60.0
	Lumbar	0.90	1.00	1.20	1.70	17.5
N92MINR9SL		6.40	6.90	9.30	9.80	127.5
N92MINR9SLX	Seat	3.40	3.70	5.40	4.80	67.5
	Back	3.00	3.20	3.50	4.90	60.0
	Lumbar	0.90	1.00	1.20	1.70	17.5
N92MTUINR9		5.90	6.40	8.60	9.00	117.3
N92MTUINR9X	Seat	3.20	3.40	5.00	4.40	62.1
	Back	2.80	2.90	3.30	4.50	55.2
	Lumbar	0.90	1.00	1.10	1.50	16.1
N92HTUINR9		7.20	8.40	11.70	12.00	142.1
N92HTUINR9X	Seat	3.20	3.40	5.00	4.40	62.1
	Back	2.80	2.90	3.30	4.50	55.2
	Lumbar	0.90	1.00	1.10	1.50	16.1
	Accent	1.80	2.10	2.80	2.70	34.5
N92BR9		3.40	3.80	5.70	6.50	66.2
N92BQR		2.70	3.10	3.70	3.30	52.5
N92BHR		4.40	4.40	5.00	5.80	86.5
N95AA, N95AAC		5.80	7.00	8.40	9.50	116
N95AAL, N95AALC		5.80	7.00	8.40	9.50	116
N95AAR, N95AARC		5.80	7.00	8.40	9.40	116
N95AAX, N95AACX	Back	0.90	1.00	1.10	1.00	8
N95AARX, N95AARCX	Extreme	1.00	1.00	1.20	1.10	9
N95AALX, N95AALCX	Back Accent	1.00	1.00	1.20	1.10	6
	Seat	1.30	1.40	1.80	1.70	12
	Seat Accent	1.00	1.00	1.20	1.30	17
	Arm	2.50	2.80	3.80	4.00	48
N95BB		7.00	10.60	12.70	13.90	140
N95BBB		7.00	10.60	12.70	13.90	140
N95BBL		7.00	10.60	12.70	13.90	140
N95BBR		7.00	10.60	12.70	13.90	140
N95BBX,	Back	1.40	1.70	2.00	2.00	26
N95BBRX,	Extreme	1.80	1.90	2.10	2.10	34
N95BBLX,	Back Accent	1.00	1.00	1.20	1.10	6
N95BBBX	Seat	1.90	3.40	4.00	4.30	35
	Seat Accent	1.00	1.00	1.20	1.30	17
	Arm	2.50	2.80	3.80	4.00	48
N95CC		9.00	14.10	16.30	18.40	179
N95CCB		9.00	14.10	16.30	18.40	179
N95CCL		9.00	14.10	16.30	18.40	179
N95CCR		9.00	14.10	16.30	18.40	179
N95CCX,	Back	1.70	2.50	3.00	3.00	31
N95CCRX,	Extreme	2.60	2.80	3.00	3.00	50.5
N95CCLX,	Back Accent	1.00	1.00	1.20	1.10	6
N95CCBX	Seat	3.00	5.30	6.10	6.80	58
	Seat Accent	1.00	1.00	1.20	1.30	17
	Arm	2.50	2.80	3.80	4.00	48
N95DD		2.60	2.90	3.20	3.50	52
N95DDX	Seat	1.70	1.80	1.80	1.90	22.5
	Seat Accent	1.00	1.00	1.30	1.40	18
N95EE		3.40	5.50	6.20	6.50	68
N95EEX	Seat	2.60	4.50	4.90	5.40	49.25
	Seat Accent	1.00	1.00	1.30	1.40	18
N95GG		5.90	8.00	9.30	9.50	118
N95GGX	Seat	5.00	7.00	8.00	8.40	98
	Seat Accent	1.00	1.00	1.30	1.40	18

# COM YARDAGE REQUIREMENTS

## COM YARDAGE REQUIREMENTS (54" WIDTH – CUT UP THE ROLL)

MODEL	RAILROADED Contact customer service 800-482-1717 for ydg requirements	NON DIRECTIONAL OR SOLID	1"-4" REPEAT	5"-11" REPEAT	12"-18" REPEAT	COL SQUARE FEET
			4" VERTICAL X 4" HORIZONTAL	11" VERTICAL X 11" HORIZONTAL	18" VERTICAL X 18" HORIZONTAL	
N95MA, N95MAC		3.20	4.30	5.00	5.40	64
N95MAL		4.20	5.70	6.60	7.40	84
N95MALT		4.20	5.70	6.60	7.40	84
N95MAR		4.20	5.70	6.60	7.40	84
N95MART		4.20	5.70	6.60	7.40	84
N95MARX,	Back	0.90	1.00	1.10	1.00	8
N95MARTX,	Extreme	1.00	1.00	1.20	1.10	9
N95MALX,	Back Accent	1.00	1.00	1.20	1.10	6
N95MALTX	Seat	1.30	1.40	1.80	1.70	12
	Seat Accent	1.00	1.00	1.20	1.30	17
	Arm	1.50	1.50	2.00	2.00	27
N95MAX, N95MACX	Back	0.90	1.00	1.10	1.00	8
	Extreme	1.00	1.00	1.20	1.10	9
	Back Accent	1.00	1.00	1.20	1.10	6
	Seat	1.30	1.40	1.80	1.70	12
	Seat Accent	1.00	1.00	1.20	1.30	17
N95MB		5.10	7.90	9.30	9.90	102
N95MBL		6.10	9.20	10.50	11.90	122
N95MBLT		6.10	9.20	10.50	11.90	122
N95MBR		6.10	9.20	10.50	11.90	122
N95MBRT		6.10	9.20	10.50	11.90	122
N95MBRX,	Back	1.40	1.70	2.00	2.00	26
N95MBRTX,	Extreme	1.80	1.90	2.10	2.10	34
N95MBLX,	Back Accent	1.00	1.00	1.20	1.10	6
N95MBLTX	Seat	1.90	3.40	4.00	4.30	35
	Seat Accent	1.00	1.00	1.20	1.30	17
	Arm	1.50	1.50	2.00	2.00	27
N95MBX	Back	1.40	1.70	2.00	2.00	26
	Extreme	1.80	1.90	2.10	2.10	34
	Back Accent	1.00	1.00	1.20	1.10	6
	Seat	1.90	3.40	4.00	4.30	35
	Seat Accent	1.00	1.00	1.20	1.30	17
N95MC		7.10	11.40	13.00	14.40	142
N95MCL		8.10	12.80	14.50	16.40	162
N95MCLT		8.10	12.80	14.50	16.40	162
N95MCR		8.10	12.80	14.50	16.40	162
N95MCRT		8.10	12.80	14.50	16.40	162
N95MCRX,	Back	1.70	2.50	3.00	3.00	31
N95MCRTX,	Extreme	2.60	2.80	3.00	3.00	50.5
N95MCLX,	Back Accent	1.00	1.00	1.20	1.10	6
N95MCLTX	Seat	3.00	5.30	6.10	6.80	58
	Seat Accent	1.00	1.00	1.20	1.30	17
	Arm	1.50	1.50	2.00	2.00	27
N95MCX	Back	1.70	2.50	3.00	3.00	31
	Extreme	2.60	2.80	3.00	3.00	50.5
	Back Accent	1.00	1.00	1.20	1.10	6
	Seat	3.00	5.30	6.10	6.80	58
	Seat Accent	1.00	1.00	1.20	1.30	17
N95MH		2.60	3.30	4.10	5.00	52
N95MHX	Back	0.90	1.00	1.10	1.00	17
	Extreme	1.00	1.00	1.20	1.10	10.5
	Back Accent	1.00	1.00	1.20	1.10	6
	Seat	1.40	1.40	1.70	1.80	26.5
	Seat Accent	1.00	1.00	1.20	1.30	17
N95MHA		2.60	3.40	4.10	4.40	52

# COM YARDAGE REQUIREMENTS

## COM YARDAGE REQUIREMENTS (54" WIDTH – CUT UP THE ROLL)

MODEL	RAILOADED Contact customer service 800-482-1717 for ydg requirements	NON DIRECTIONAL OR SOLID	1"-4" REPEAT	5"-11" REPEAT	12"-18" REPEAT	COL SQUARE FEET
			4" VERTICAL X 4" HORIZONTAL	11" VERTICAL X 11" HORIZONTAL	18" VERTICAL X 18" HORIZONTAL	
N95MHAX	Back	0.90	1.00	1.10	1.00	17
	Extreme	1.00	1.00	1.20	1.10	6
	Back Accent	1.00	1.00	1.20	1.10	6
	Seat	1.50	1.60	1.70	1.80	28
	Seat Accent	1.00	1.00	1.20	1.30	17
N95MJ		3.30	3.70	5.00	5.20	66
N95MJX	Back	1.00	1.00	1.20	1.00	17
	Extreme	1.00	1.00	1.20	1.10	12.5
	Back Accent	1.00	1.00	1.20	1.10	6
	Seat	1.50	1.60	1.70	1.80	29
	Seat Accent	1.00	1.00	1.20	1.30	17
N95MJA		2.50	3.30	3.70	4.40	50
N95MJAX	Back	0.90	0.90	1.10	1.00	15
	Extreme	1.00	1.00	1.20	1.10	4.5
	Back Accent	1.00	1.00	1.20	1.10	6
	Seat	1.50	1.60	1.70	3.30	28
	Seat Accent	1.00	1.00	1.20	1.30	17
N95MK		4.10	4.40	6.60	7.10	82
N95MKX	Back	1.70	1.70	2.00	2.00	31
	Extreme	1.80	1.90	2.10	2.10	34
	Back Accent	1.00	1.00	1.20	1.10	6
	Seat	1.40	1.50	1.70	1.80	26.5
	Seat Accent	1.00	1.00	1.20	1.30	17
N95MKA		3.40	3.70	4.60	6.00	68
N95MKAX	Back	0.90	1.00	1.10	1.00	15
	Extreme	1.00	1.00	1.20	1.10	6
	Back Accent	1.00	1.00	1.20	1.30	17
	Seat	2.00	2.20	2.60	4.70	39
	Seat Accent	1.00	1.00	1.20	1.30	17
NAC1820CUSH, NAC1820CUSHT		0.70	0.90	1.60	3.10	12
NAC1824CUSH, NAC1824CUSHT		0.70	1.20	1.50	2.70	12
NAC1830CUSH, NAC1830CUSHT		0.90	1.40	1.70	2.70	17
NAC1836CUSH, NAC1836CUSHT		1.10	1.40	1.70	2.70	20
NAC1840CUSH, NAC1840CUSHT		1.00	1.40	2.00	2.20	20
NAC1848CUSH, NAC1848CUSHT		1.10	1.40	1.70	2.70	20
NAC1860CUSH, NAC1860CUSHT		1.60	1.80	2.90	4.20	32
NAC1872CUSH, NAC1872CUSHT		1.70	2.10	2.90	4.20	37
NAC2024CUSH, NAC2024CUSHT		0.70	1.30	2.00	3.20	12
NAC24CUSH, NAC24CUSHT		0.80	1.30	2.30	2.20	15
NAC2424CUSH, NAC2424CUSHT		0.80	1.70	2.30	2.70	14.5
NAC2430CUSH, NAC2430CUSHT		1.20	1.70	2.30	2.70	23
NAC2436CUSH, NAC2436CUSHT		1.20	1.70	2.30	2.70	23
NAC2440CUSH, NAC2440CUSHT		1.20	1.70	2.60	3.20	24
NAC2448CUSH, NAC2448CUSHT		1.20	1.60	2.30	2.70	24
NAC2460CUSH, NAC2460CUSHT		2.10	2.70	3.80	4.20	42
NAC2472CUSH, NAC2472CUSHT		2.10	2.70	3.80	4.20	42
NAC2552CUSH, NAC2552CUSHT		1.90	2.80	4.10	4.60	37
NAC2727CUSH, NAC2727CUSHT		1.40	1.80	2.50	2.70	28
NAC2828CUSH, NAC2828CUSHT		1.50	1.90	2.60	3.20	29
NAC36CUSH, NAC36CUSHT		1.60	2.00	2.60	3.60	30
NAC3636CUSH, NAC3636CUSHT		1.70	2.10	2.60	4.10	33
451		3.30	4.05	5.35	5.90	67
451T		3.60	4.15	5.30	5.90	73
452		3.30	4.05	5.35	5.90	67
452T		3.60	4.15	5.30	5.90	73

COM YARDAGE



# COM YARDAGE REQUIREMENTS

## STITCH-IT YARDAGE REQUIREMENTS

For Non-Stitch-it locations, reference contrasting model yardage requirements in the Master Seating Pricelist.

MODEL NUMBER	STITCH-IT LOCATION	NON-DIRECTIONAL YARDAGE
N59AAV, N59AATV, N59ALV	Back	0.90
	Extreme Back	0.90
	Seat	1.50
N59DDV, N59DDTV, N59DLV	Back	0.90
	Seat	1.50
N59BBV, N59BBTV, N59BLV	Back	0.90
	Lumbar	0.90
	Extreme Back	0.90
	Extreme Lumbar	0.90
	Seat	1.50
N59JJV, N59JJTV, N59JLV	Back	0.90
	Lumbar	0.90
	Extreme Lumbar	0.90
	Seat	1.50
N59HHV, N59HHTV, N59HLV	Lumbar	0.90
	Extreme Lumbar	0.90
	Seat	1.50
N59CCV, N59CCTV, N59CLV	Seat	1.50
N55AAV, N55BBV, N55EEV, N55HHV	Front Back	0.90
	Extreme Back	0.90
	Seat	0.90
N55CCV, N55DDV	Seat	0.90
NAC1820CUSHV, NAC2024CUSHV	Seat	0.90
NAC1824CUSHV, NAC1830CUSHV, NAC24CUSHV, NAC2424CUSHV	Seat	1.20
NAC1836CUSHV	Seat	1.30
NAC2430CUSHV	Seat	1.20
NAC2436CUSHV	Seat	1.40
NAC2727CUSHV	Seat	1.50
NAC2828CUSHV	Seat	1.50
N85SAV, N85SATV, N85SBV, N85SBTV	Front Back	0.90
	Extreme Back	0.90
	Seat	0.90
N85SCV, N85SACATV	Seat	0.90
N85SAAV, N85SAATV	Front Back	1.75
	Extreme Back	1.75
	Seat	1.75
N85SAAAV, N85SAAATV	Front Back	2.60
	Extreme Back	2.60
	Seat	2.60
N85SACAV, N85SACATV	Front Back	1.75
	Extreme Back	1.75
	Seat	2.60
N71M1MV, N71MS1MV, N71M1AV, N71MS1AV, N71M1RV, N71M1LV	Front Back	1.40
	Seat	1.20
N71D1V	Seat	1.20
N10PSQ1414V, N10PSQ1414PV, N10PRT1508V, N10PRT1508PV, N10PBL1806V, N10PBL1806PV	Front	0.90

**STITCH-IT YARDAGE REQUIREMENTS**  
**For Non-Stitch-it locations, reference contrasting model yardage requirements in the Master Seating Pricelist.**

<b>MODEL NUMBER</b>	<b>STITCH-IT LOCATION</b>	<b>NON-DIRECTIONAL YARDAGE</b>
N10PWD1816V, N10PWD2116V, N10PWD2416V	Front	0.90
N66RD16GV, N66RD16CV, N66SQ16GV, N66SQ16CV, N66RD18GV, N66RD18CV, N66RD22GV, N66RD22CV, N66SQ18GV, N66SQ18CV, N66SQ22GV, N66SQ22CV, N66TZ16GV, N66TZ16CV, N66TZ18GV, N66TZ18CV, N66TZ22GV, N66TZ22CV	Seat	0.90
N48GFAV, N48GFMV	Front Back	1.00
	Extreme Back	0.90
	Seat	1.50