

---

# FILES

FILES

# FILES

Specify selections, left to right:

BASE MODEL	LOCKING	LAMINATE
21N2436LFF2L	KRB Key Random, Black KRS Key Random, Silver KS1B Key Specific, Black KS1S Key Specific, Silver KS2B Key Specific, Black KS2S Key Specific, Silver	AC2 Autumn 2 AD Almond CL Caramel <b>CW Cordovan</b> DW Judicial HN2 Honey 2 IM Brighton MC Amber MH Mocha NM Natural PB Portobello SM Sonoma TF Truffle 792 Sable 793 Acorn
	KRB	HN2

To You In  
**10**  
DAYS  
...or Less

Shaded model numbers are available on our "To You in 10 Days or Less" Quick Delivery program and will be delivered within 10 days.

## SAMPLE MODEL NUMBER:

21N2436LFF2L KRB HN2

MODEL NO./DESCRIPTION	LIST PRICE	DIMENSIONS					A	KW	CARTONED WEIGHT	CUBIC FEET
		D	W	H						
<b>ARROWOOD LAMINATE LATERAL FILE 2 DRAWER</b> Q21N2436LFF2L	\$ 979	23¾	35¾	29½	—	—	—	—	184 lbs.	17.7
21N2436LFF2L	979	23¾	35¾	29½	—	—	—	—	184 lbs.	17.7



- Front-to-back filing is standard with lateral files; 4 rods per drawer are included
- Random lock core (KRB, KRS) and specified lock core (KS2B, KS2S) available
- Unit features a semi-finished back
- Reference Arrowood Laminate series for detailed product information, laminates and entire Arrowood Laminate offering starting on page 21

## ARROWOOD LAMINATE LATERAL FILE 3 DRAWER

21N2436LFF3L	\$ 1596	23¾	35¾	44½	—	—	—	—	210 lbs.	30.0
--------------	---------	-----	-----	-----	---	---	---	---	----------	------



- Front-to-back filing is standard with lateral files; 4 rods per drawer are included
- Random lock core (KRB, KRS) and specified lock core (KS1B, KS1S) available
- Reference Arrowood Laminate series for detailed product information, laminates and entire Arrowood Laminate offering starting on page 21

## ARROWOOD LAMINATE LATERAL FILE 4 DRAWER

21N2436LFF4L	\$ 2214	23¾	35¾	58¾	—	—	—	—	291 lbs.	40.2
--------------	---------	-----	-----	-----	---	---	---	---	----------	------



- Front-to-back filing is standard with lateral files; 4 rods per drawer are included
- Random lock core (KRB, KRS) and specified lock core (KS1B, KS1S) available
- Reference Arrowood Laminate series for detailed product information, laminates and entire Arrowood Laminate offering starting on page 21

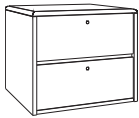
Specify selections, left to right:

<b>BASE MODEL</b>	<b>SHEEN</b> (wood tops only)	<b>LOCKING</b>	<b>FINISH</b>
31N2136LFF2W	N Matte/Satin R <b>Gloss</b>	KRB Key Random, Black KRS Key Random, Silver KS1B Key Specific, Black KS1S Key Specific, Silver KS2B Key Specific, Black KS2S Key Specific, Silver	AC Autumn CL Caramel CW <b>Cordovan</b> DW Judicial HN <b>Honey</b> IM Brighton MC <b>Amber</b> MH Mocha NM Natural TF Truffle
	R	KRB	DW

**SAMPLE MODEL NUMBER:**  
31N2136LFF2W R KRB DW

**To You In 10 DAYS ...or Less**  
Shaded model numbers are available on our "To You in 10 Days or Less" Quick Delivery program and will be delivered within 10 days.

	MODEL NO./DESCRIPTION	LIST PRICE	DIMENSIONS				KW	CARTONED WEIGHT	CUBIC FEET
			D	W	H	A			
<b>ARWOOD VENEER LATERAL FILE 2 DRAWER</b>	Q31N2136LFF2W Wood Top	\$ 1529	21	35½	29½	—	—	193 lbs.	15.6
	31N2136LFF2W Wood Top	1529	21	35½	29½	—	—	193 lbs.	15.6
	31N2136LFF2LW HPL Top	1470	21	35½	29½	—	—	201 lbs.	15.6




- Front-to-back filing is standard with lateral files; 4 rods per drawer are included
- Random lock core (KRB, KRS) and specified lock core (KS2B, KS2S) available
- Reference Arrowood Veneer for detailed product information, finishes and entire Arrowood Veneer offering starting on page 39

<b>ARWOOD VENEER LATERAL FILE 3 DRAWER</b>	31N2136LFF3W Wood Top	\$ 1984	21	36¾	43¾	—	—	210 lbs.	30.0
	31N2136LFF3LW HPL Top	1934	21	36¾	43¾	—	—	210 lbs.	30.0



- Front-to-back filing is standard with lateral files; 4 rods per drawer are included
- Random lock core (KRB, KRS) and specified lock core (KS1B, KS1S) available
- Reference Arrowood Veneer for detailed product information, finishes and entire Arrowood Veneer offering starting on page 39

<b>ARWOOD VENEER LATERAL FILE 4 DRAWER</b>	31N2136LFF4W Wood Top	\$ 2498	21	36¾	57¾	—	—	291 lbs.	40.2
	31N2136LFF4LW HPL Top	2466	21	36¾	57¾	—	—	291 lbs.	40.2



- Front-to-back filing is standard with lateral files; 4 rods per drawer are included
- Do not specify sheen option; features **gloss** sheen
- Random lock core (KRB, KRS) and specified lock core (KS1B, KS1S) available
- Reference Arrowood Veneer for detailed product information, finishes and entire Arrowood Veneer offering starting on page 39

# FILES

Specify selections, left to right:

BASE MODEL	PULL OPTION	LOCKING	SHEEN (wood tops only)	FINISH
50N2137LFF2W	80AB Provincial, Antique Brass 81AB <b>Classic, Antique Brass</b> 85AB Verona, Antique Brass 85CN Verona, Classic Nickel	KRB Key Random, Black KS1B Key Specific, Black KS2B Key Specific, Black  KRB	N Matte/Satin R <b>Gloss</b>  R	CW Cordovan DW Judicial MH Mocha TF Truffle  MH

### SAMPLE MODEL NUMBERS:

50N2137LFF2W 81AB KRB R MH

To You In  
**10**  
DAYS  
...or Less

Shaded model numbers are available on our "To You in 10 Days or Less" Quick Delivery program and will be delivered within 10 days.

MODEL NO./DESCRIPTION	LIST PRICE	DIMENSIONS					CARTONED WEIGHT	CUBIC FEET
		D	W	H	A	KW		
<b>BARRINGTON LATERAL FILE 2 DRAWER</b>								
Q50N2137LFF2W Wood Top	\$ 1995	21	37¼	29½	—	—	158 lbs.	15.6
50N2137LFF2W Wood Top	1995	21	37¼	29½	—	—	158 lbs.	15.6
50N2137LFF2LW HPL Top	1995	21	37¼	29½	—	—	123 lbs.	15.6



- Front-to-back filing is standard with lateral files; 4 rods per drawer are included
- Lateral file has an unfinished back
- Random lock core (KRB) and specified lock core (KS2B) available
- Reference Barrington for detailed product information, finishes and entire Barrington offering starting on page 63

<b>BARRINGTON LATERAL FILE 3 DRAWER</b>								
50N2137LFF3W Wood Top	\$ 2670	21½	37¼	43¼	—	—	190 lbs.	24.0
50N2137LFF3LW HPL Top	2670	21½	37¼	43¼	—	—	190 lbs.	24.0



- Front-to-back filing is standard with lateral files; 4 rods per drawer are included
- Lateral file has an unfinished back
- Random lock core (KRB) and specified lock core (KS1B) available
- Reference Barrington for detailed product information, finishes and entire Barrington offering starting on page 63

<b>BARRINGTON LATERAL FILE 4 DRAWER</b>								
50N2137LFF4W Wood Top	\$ 3345	21	37¼	55¾	—	—	236 lbs.	29.4



- Front-to-back filing is standard with lateral files; 4 rods per drawer are included
- Lateral file has an unfinished back
- Random lock core (KRB) and specified lock core (KS1B) available
- Reference Barrington for detailed product information, finishes and entire Barrington offering starting on page 63

Specify selections, left to right:

BASE MODEL	RIM PROFILE	PULL OPTION	LOCKING	SHEEN (wood tops only)	FINISH
36N2437LFF2W	TA Oblique TB Slide	70SN Summit, Satin Nickel Metallic 70MB Summit, Cinder 70PL Summit, Platinum Metallic 71SN Spiral, Satin Nickel Metallic 71MB Spiral, Cinder 71PL Spiral, Platinum Metallic	KRB Key Random, Black KRS Key Random, Silver KS1B Key Specific, Black KS1S Key Specific, Silver	N Matte/Satin R Gloss	AC Autumn CL Caramel CW Cordovan DW Judicial HN Honey IM Brighton MC Amber MH Mocha NM Natural TF Truffle
	TA	71SN	KRB	N	LTE

**SAMPLE MODEL NUMBERS:**

36N2437LFF2W TA 71SN KRB N TF

MODEL NO./DESCRIPTION	LIST PRICE	DIMENSIONS				KW	CARTONED WEIGHT	CUBIC FEET
		D	W	H	A			
<b>CAPTIVATE LATERAL FILE 2 DRAWER</b> 36N2437LFF2W Wood Top	\$ 2542	24	37¼	29%	—	—	162 lbs.	21.5
36N2437LFF2LW HPL Top	2542	24	37¼	29%	—	—	162 lbs.	21.5



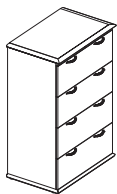
- Front-to-back filing is standard with lateral files; 4 rods per drawer are included
- Rim and base molding on 3 sides of unit
- Random lock core (KRB, KRS) and specified lock core (KS1B, KS1S) available
- Reference Captivate for detailed product information, finishes and entire Captivate offering starting on page 87

<b>CAPTIVATE LATERAL FILE 3 DRAWER</b> 36N2437LFF3W Wood Top	\$ 3167	24	37¾	43½	—	—	219 lbs.	31.2
36N2437LFF3LW HPL Top	3167	24	37¾	43½	—	—	219 lbs.	31.2



- Front-to-back filing is standard with lateral files; 4 rods per drawer are included
- Rim and base molding on 3 sides of unit
- Random lock core (KRB, KRS) and specified lock core (KS1B, KS1S) available
- Reference Captivate for detailed product information, finishes and entire Captivate offering starting on page 87

<b>CAPTIVATE LATERAL FILE 4 DRAWER</b> 36N2437LFF4W Wood Top	\$ 3790	24	37¼	56½	—	—	254 lbs.	38.0
36N2437LFF4LW HPL Top	3790	24	37¼	56½	—	—	254 lbs.	38.0



- Front-to-back filing is standard with lateral files; 4 rods per drawer are included
- Rim and base molding on 3 sides of unit
- Do not specify sheen option; features **gloss** sheen
- Random lock core (KRB, KRS) and specified lock core (KS1B, KS1S) available
- Reference Captivate for detailed product information, finishes and entire Captivate offering starting on page 87

# FILES

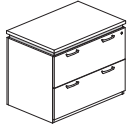
Specify selections, left to right:

BASE MODEL	FAÇADE PROFILE (wood only)	PULL OPTION	GROMMET OPTION	LOCKING	SHEEN	FINISH	PAINT COLOR (painted only)
38N2436LFF2W	RE	72SN	G11SN	KRB	R	NM	503

### SAMPLE MODEL NUMBERS:

38N2436LFF2W RE 72SN G11SN KRB R NM  
 38N2436LFF2WP 72SN R G11SN KRB AC 503

MODEL NO./DESCRIPTION	LIST PRICE	DIMENSIONS			A	KW	CARTONED WEIGHT	CUBIC FEET
		D	W	H				
38N2436LFF2W Wood Façade	\$ 2640	24	36½	29¼	—	—	201 lbs.	21.6
38N2436LFF2WP Painted Façade	2640	24	36½	29¼	—	—	201 lbs.	21.6



- Front-to-back filing is standard with lateral files; 4 rods per drawer are included
- Reed profile is available on wood façade models only for a 10% list upcharge
- Grommets G11SN, G11MB, G11PL available in predetermined location
- Random lock core (KRB, KRS) and specified lock core (KS1B, KS1S) available
- Reference Casbah for detailed product information, finishes and entire Casbah offering starting on page 109

### CASBAH LATERAL FILE 3 DRAWER



38N2436LFF3W Wood Façade	\$ 3291	24	36½	41¼	—	—	248 lbs.	31.9
38N2436LFF3WP Painted Façade	3291	24	36½	41¼	—	—	248 lbs.	31.9

- Front-to-back filing is standard with lateral files; 4 rods per drawer are included
- Reed profile is available on wood façade models only for a 10% list upcharge
- Grommet option not available
- Random lock core (KRB, KRS) and specified lock core (KS1B, KS1S) available
- Reference Casbah for detailed product information, finishes and entire Casbah offering starting on page 109

### CASBAH LATERAL FILE 4 DRAWER



38N2436LFF4W Wood Façade	\$ 3941	24	36½	54%	—	—	291 lbs.	40.2
38N2436LFF4WP Painted Façade	3941	24	36½	54%	—	—	291 lbs.	40.2

- Front-to-back filing is standard with lateral files; 4 rods per drawer are included
- Reed profile is available on wood façade models only for a 10% list upcharge
- Do not specify sheen option; features **gloss** sheen
- Grommet option not available
- Random lock core (KRB, KRS) and specified lock core (KS1B, KS1S) available
- Reference Casbah for detailed product information, finishes and entire Casbah offering starting on page 109

Specify selections, left to right:

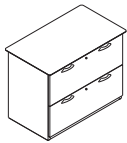
BASE MODEL	PULL OPTION	LOCKING	SHEEN (wood tops only)	FINISH
CLN2237LFF2W	77SN Keen, Satin Nickel	KRB Key Random, Black KS1B Key Specific, Black KS2B Key Specific, Black	N Matte/Satin R Gloss	AC Autumn CL Caramel CW Cordovan DW Judicial HN Honey IM Brighton MC Amber MH Mocha NM Natural TF Truffle
	77SN	KRB	R	MC

**To You In 10 Days or Less**  
 Shaded model numbers are available on our "To You in 10 Days or Less" Quick Delivery program and will be delivered within 10 days.

**SAMPLE MODEL NUMBERS:**

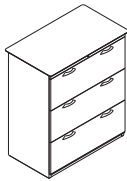
CLN2237LFF2W 77SN KRB R MC  
 CLN2237LFF2LW 77SN KRB MC

	MODEL NO./DESCRIPTION	LIST PRICE	DIMENSIONS				A	KW	CARTONED WEIGHT	CUBIC FEET
			D	W	H					
<b>CLEVER LATERAL FILE 2 DRAWER</b>	CLN2237LFF2W Wood Top	\$ 1700	22½"	37½"	29¼"	—	—	145 lbs.	18.2	
	QCLN2237LFF2LW Laminate	1611	22½"	37½"	29¼"	—	—	145 lbs.	18.2	
	CLN2237LFF2LW Laminate	1611	22½"	37½"	29¼"	—	—	145 lbs.	18.2	



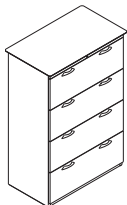
- Front-to-back filing is standard with lateral files; 4 rods per drawer are included
- Semi-finished back panel (fully stained with exposed hardware)
- Random lock core (KRB) and specified lock core (KS2B) available
- Reference Clever for detailed product information, finishes and entire Clever offering starting on page 141

<b>CLEVER LATERAL FILE 3 DRAWER</b>	CLN2237LFF3W Wood Top	\$ 2326	22½"	37½"	43½"	—	—	210 lbs.	30.0
	CLN2237LFF3LW Laminate	2191	22½"	37½"	43½"	—	—	210 lbs.	30.0



- Front-to-back filing is standard with lateral files; 4 rods per drawer are included
- Semi-finished back panel (fully stained with exposed hardware)
- Random lock core (KRB) and specified lock core (KS1B) available
- Reference Clever for detailed product information, finishes and entire Clever offering starting on page 141

<b>CLEVER LATERAL FILE 4 DRAWER</b>	CLN2237LFF4W Wood Top	\$ 2953	22½"	37½"	55½"	—	—	252 lbs.	34.4
	CLN2237LFF4LW Laminate	2773	22½"	37½"	55½"	—	—	252 lbs.	34.4



- Front-to-back filing is standard with lateral files; 4 rods per drawer are included
- Semi-finished back panel (fully stained with exposed hardware)
- Do not specify sheen option; features gloss sheen
- Random lock core (KRB) and specified lock core (KS1B) available
- Reference Clever for detailed product information, finishes and entire Clever offering starting on page 141

# FILES

Specify Escalade selections, left to right:

BASE MODEL	PULL OPTION	LOCKING	SHEEN	FINISH
ECN2238LFF3W	79SN Fluid, Satin Nickel Metallic	KRB Key Random, Black KRS Key Random, Silver KS1B Key Specific, Black KS1S Key Specific, Silver	N Matte/Satin R Gloss	AC Autumn CL Caramel CW Cordovan DW Judicial HN Honey IM Brighton MC Amber MH Mocha NM Natural TF Truffle
	79SN	KRB	R	DW

**SAMPLE MODEL NUMBER:**  
ECN2238LFF3W 79SN KRB R DW

**To You In 10 Days or Less**  
Shaded model numbers are available on our "To You in 10 Days or Less" Quick Delivery program and will be delivered within 10 days.

MODEL NO./DESCRIPTION	LIST PRICE	DIMENSIONS				KW	CARTONED WEIGHT	CUBIC FEET
		D	W	H	A			
<b>ESCALADE LATERAL FILE 2 DRAWER</b>								
QECN2238LFF2W	\$ 2416	22¼	38¾	29½	—	—	155 lbs.	17.8
ECN2238LFF2W	2416	22¼	38¾	29½	—	—	155 lbs.	17.8



- Front-to-back filing is standard with lateral files; 4 rods per drawer are included
- Lateral file has an unfinished back
- Random lock core (KRB, KRS) and specified lock core (KS1B, KS1S) available
- Reference Escalade for detailed product information, finishes and entire Escalade offering starting on page 161

<b>ESCALADE LATERAL FILE 3 DRAWER</b>								
ECN2238LFF3W	\$ 3041	22¼	38¾	41¾	—	—	210 lbs.	30.0



- Front-to-back filing is standard with lateral files; 4 rods per drawer are included
- Lateral file has an unfinished back
- Random lock core (KRB, KRS) and specified lock core (KS1B, KS1S) available
- Reference Escalade for detailed product information, finishes and entire Escalade offering starting on page 161

<b>ESCALADE LATERAL FILE 4 DRAWER</b>								
ECN2238LFF4W	\$ 3668	22¼	38¾	54½	—	—	265 lbs.	32.9



- Front-to-back filing is standard with lateral files; 4 rods per drawer are included
- Lateral file has an unfinished back
- Do not specify sheen option; features gloss sheen
- Random lock core (KRB, KRS) and specified lock core (KS1B, KS1S) available
- Reference Escalade for detailed product information, finishes and entire Escalade offering starting on page 161



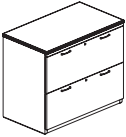
Specify selections, left to right:

BASE MODEL	RIM PROFILE	PULL OPTION	LOCKING	SHEEN	FINISH
19N2436LFF2W	TC Fluted TD Eased	83MB Curved, Black 83CC Curved, Concrete 83IR Curved, Iron 83PL Curved, Platinum Metallic 84MB Elongated, Black 84CC Elongated, Concrete 84IR Elongated, Iron 84PL Elongated, Platinum Metallic	KRB Key Random, Black KRS Key Random, Silver KS1B Key Specific, Black KS1S Key Specific, Silver KS2B Key Specific, Black KS2S Key Specific, Silver	N Matte/Satin R Gloss	AC Autumn CL Caramel CW Cordovan DW Judicial HN Honey IM Brighton MC Amber MH Mocha NM Natural TF Truffle
	TD	84MB	KRB	N	TF

**SAMPLE MODEL NUMBER:**

19N2436LFF2W TD 84MB KRB N TF

**To You In 10 DAYS ...or Less**  
 Shaded model numbers are available on our "To You in 10 Days or Less" Quick Delivery program and will be delivered within 10 days.

	MODEL NO./DESCRIPTION	LIST PRICE	DIMENSIONS			A	KW	CARTONED WEIGHT	CUBIC FEET
			D	W	H				
<b>FLOURISH LATERAL FILE 2 DRAWER</b> 	Q19N2436LFF2W Wood Top	\$ 1514	23%	36	29	—	—	160 lbs.	17.0
	19N2436LFF2W Wood Top	1514	23%	36	29	—	—	160 lbs.	17.0
	19N2436LFF2LW TFL Top	1455	23%	36	29	—	—	160 lbs.	17.0

- Front-to-back filing is standard with lateral files; 4 rods per drawer are included
- Random lock core (KRB, KRS) and specified lock core (KS2B, KS2S) available
- Reference Flourish for detailed product information, finishes and entire Flourish offering starting on page 185

<b>FLOURISH LATERAL FILE 3 DRAWER</b> 	19N2436LFF3W Wood Top	\$ 1975	23%	36	43%	—	—	248 lbs.	31.9
	19N2436LFF3LW TFL Top	1914	23%	36	43%	—	—	248 lbs.	31.9

- Front-to-back filing is standard with lateral files; 4 rods per drawer are included
- Random lock core (KRB, KRS) and specified lock core (KS1B, KS1S) available
- Reference Flourish for detailed product information, finishes and entire Flourish offering starting on page 185

<b>FLOURISH LATERAL FILE 4 DRAWER</b> 	19N2436LFF4W Wood Top	\$ 2471	23%	36	56%	—	—	282 lbs.	32.0
--	-----------------------	---------	-----	----	-----	---	---	----------	------

- Front-to-back filing is standard with lateral files; 4 rods per drawer are included
- Do not specify sheen option; features gloss sheen
- Random lock core (KRB, KRS) and specified lock core (KS1B, KS1S) available
- Reference Flourish for detailed product information, finishes and entire Flourish offering starting on page 185


# FILES

Specify selections, left to right:


BASE MODEL	PULL OPTION	LOCKING	SHEEN (wood tops only)	FINISH
51N2137LFF2W	82AB Antique Brass 82CN Classic Nickel	KRB Key Random, Black KS1B Key Specific, Black KS2B Key Specific, Black	N Matte/Satin R Gloss	CW Cordovan DW Judicial MH Mocha TF Truffle
	82AB	KRB	R	CW

**SAMPLE MODEL NUMBER:**  
51N2136LFF2W 82AB KRB R CW


**To You In 10 DAYS ...or Less**  
Shaded model numbers are available on our "To You in 10 Days or Less" Quick Delivery program and will be delivered within 10 days.

	MODEL NO./DESCRIPTION	LIST PRICE	DIMENSIONS					CARTONED WEIGHT	CUBIC FEET
			D	W	H	A	KW		
	51N2137LFF2W Wood Top	\$ 1867	21	37¼	29½	—	—	158 lbs.	15.6
	Q51N2137LFF2LW Laminate Top	1802	21	37¼	29½	—	—	123 lbs.	15.6
	51N2137LFF2LW Laminate Top	1802	21	37¼	29½	—	—	123 lbs.	15.6

- Front-to-back filing is standard with lateral files; 4 rods per drawer are included
- Random lock core (KRB) and specified lock core (KS2B) available
- Reference Roosevelt for detailed product information, finishes and entire Roosevelt offering starting on page 251

	51N2137LFF3W Wood Top	\$ 2567	21½	37¼	43¼	—	—	190 lbs.	24.0
	51N2137LFF3LW Laminate Top	2503	21½	37¼	43¼	—	—	190 lbs.	24.0

- Front-to-back filing is standard with lateral files; 4 rods per drawer are included
- Random lock core (KRB) and specified lock core (KS1B) available
- Reference Roosevelt for detailed product information, finishes and entire Roosevelt offering starting on page 251

	51N2137LFF4W Wood Top	\$ 3176	21	37¼	55½	—	—	236 lbs.	29.4
--	-----------------------	---------	----	-----	-----	---	---	----------	------

- Front-to-back filing is standard with lateral files; 4 rods per drawer are included
- Do not specify sheen option; features **gloss** sheen
- Random lock core (KRB) and specified lock core (KS1B) available
- Reference Roosevelt for detailed product information, finishes and entire Roosevelt offering starting on page 251

FILES

Specify selections, left to right:

BASE MODEL	LOCKING	LAMINATE		
10N2136LFF4L	KRB Key Random, Black KRS Key Random, Silver KS1B Key Specific, Black KS1S Key Specific, Silver	AC Autumn AD Almond CL Caramel CW Cordovan DW Judicial HN Honey IM Brighton MC Amber MH Mocha	NM Natural PB Portobello SM Sonoma TF Truffle 440 Cloud 462 Cinder 792 Sable 793 Acorn	
	KRB	DW		

**SAMPLE MODEL NUMBER:**

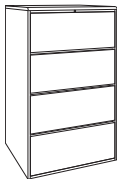
10N2136LFF4L KRB DW



Shaded model numbers are available on our "To You in 10 Days or Less" Quick Delivery program and will be delivered within 10 days.

MODEL NO./DESCRIPTION	LIST PRICE	DIMENSIONS				CARTONED WEIGHT	CUBIC FEET
		D	W	H	A		
Q10N2136LFF4L TFL Top	\$ 2061	20 <sup>9</sup> / <sub>16</sub>	36 <sup>1</sup> / <sub>4</sub>	57	—	297 lbs.	29.0
10N2136LFF4L TFL Top	2061	20 <sup>9</sup> / <sub>16</sub>	36 <sup>1</sup> / <sub>4</sub>	57	—	297 lbs.	29.0

**UNIVERSAL LATERAL FILE  
4 DRAWER**



- Front-to-back filing is standard with lateral files; 4 rods per drawer are included
- Lateral file accommodates legal, letter, and EDP side-to-side filing and letter/letter, letter/legal and legal/legal front-to-back filing
- Quick Delivery models available in Amber and Cordovan laminates
- Random lock core (KRB, KRS) and specified lock core (KS1B, KS1S) available

# FILES

## TO ORDER, SPECIFY:

1. Model Number
2. Pull
3. Locking
4. Paint

## SAMPLE MODEL NUMBER:


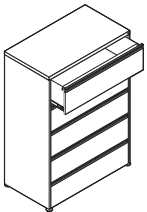
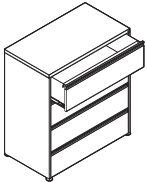
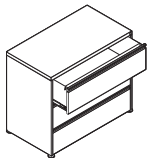
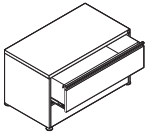
WW1842LFF2M 5 KRB 462

- See pages 461-462 of Casegoods Book 2 for all options available in WaveWorks Metal

**To You In  
10  
DAYS  
...or Less**

Shaded model numbers are available on our "To You in 10 Days or Less" Quick Delivery program and will be delivered within 10 days.

### WAVEWORKS METAL LATERAL FILE



MODEL NO./DESCRIPTION	LIST PRICE	DIMENSIONS				KW	CARTONED WEIGHT	CUBIC FEET
		D	W	H	A			
WW1842LFF2M 2 Drawer	\$ 876	18	42	27¼	—	—	121 lbs.	16.4
QWW1836LFF2M 2 Drawer	769	18	36	27¼	—	—	113 lbs.	14.2
WW1836LFF2M 2 Drawer	769	18	36	27¼	—	—	113 lbs.	14.2
WW1830LFF2M 2 Drawer	718	18	30	27¼	—	—	100 lbs.	12.0
WW36CW2M Counterweight	151	1½	23¼	11½	—	—	37 lbs.	0.1
<b>• Counterweight must be used unless ganging multiple lateral file units</b>								
WW1842LFF3M 3 Drawer	\$ 1151	18	42	39¾	—	—	164 lbs.	23.0
WW1836LFF3M 3 Drawer	1054	18	36	39¾	—	—	146 lbs.	19.9
WW1830LFF3M 3 Drawer	999	18	30	39¾	—	—	128 lbs.	16.8
WW36CW2M Counterweight	151	1½	23¼	11½	—	—	37 lbs.	0.1
<b>• Counterweight must be used unless ganging multiple lateral file units</b>								
WW1842LFF4M 4 Drawer	\$ 1418	18	42	51½	—	—	191 lbs.	29.5
QWW1836LFF4M 4 Drawer	1195	18	36	51½	—	—	169 lbs.	25.6
WW1836LFF4M 4 Drawer	1195	18	36	51½	—	—	169 lbs.	25.6
WW1830LFF4M 4 Drawer	1135	18	30	51½	—	—	148 lbs.	21.7
WW36CW2M Counterweight	151	1½	23¼	11½	—	—	37 lbs.	0.1
<b>• Counterweight must be used unless ganging multiple lateral file units</b>								
WW1842LFF5M 5 Drawer	\$ 1716	18	42	64½	—	—	212 lbs.	36.8
WW1836LFF5M 5 Drawer	1581	18	36	64½	—	—	187 lbs.	31.9
WW1830LFF5M 5 Drawer	1486	18	30	64½	—	—	162 lbs.	26.9
WW36CW2M Counterweight	151	1½	23¼	11½	—	—	37 lbs.	0.1
<b>• Counterweight must be used unless ganging multiple lateral file units</b>								
WW1842LFF5DM 5 Drawer with Recessed Door	\$ 1820	18	42	64½	—	—	212 lbs.	36.8
WW1836LFF5DM 5 Drawer with Recessed Door	1675	18	36	64½	—	—	187 lbs.	31.9
WW1830LFF5DM 5 Drawer with Recessed Door	1607	18	30	64½	—	—	162 lbs.	26.9
WW36CW2M Counterweight	151	1½	23¼	11½	—	—	37 lbs.	0.1

**• Counterweight must be used unless ganging multiple lateral file units**

- Drawer fronts are picture framed
- File drawers accommodate side-to-side letter/legal filing
- Additional filing hardware may be purchased for front-to-back filing capability
- See additional filing hardware on page 507 of Casegoods Book 2
- Counterweight must be ordered separately; specify model only
- Knockouts are standard to allow for ganging side-by-side
- File cannot be moved loaded
- Quick Delivery lateral files are available in Cinder (462) and Platinum Metallic (501) finishes
- Random lock core (KRB, KRS) and specified lock core (KS1B, KS1S) available
- Pulls must be field installed for freestanding lateral files
- Reference WaveWorks Metals for detailed product information, finishes and entire WaveWorks Metal offering starting on page 459 of Casegoods Book 2