

---

# MABEL

Product Specifications	364
Fabrics and Options	365
Contrasting Fabrics Specifications	366
Product Pages	367
COM Yardage Requirements	369

# MABEL

## MABEL PRODUCT SPECIFICATIONS

### LOUNGE MODELS

#### SEAT AND BACK CONSTRUCTION

- ½" molded plywood, cross banded for strength, forms seat and back
- 1¼" of high grade polyurethane foam covers seat and back

#### BASE AND GLIDES

##### 4-Prong Low and High Profile Polished Aluminum Base

- Polished aluminum control mechanism and cylinder
- Features 360° swivel with auto-return
- Silver polyethylene glides are standard
- Felt pad glides are available for an additional upcharge

##### 4-Prong High Profile Wood Base

- Polished aluminum control mechanism and cylinder
- Features 360° swivel with auto-return
- Maple
- Non-marring nylon glides are standard

##### 4-Leg Wood Base

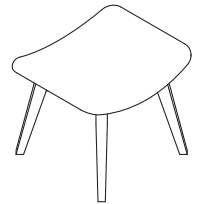
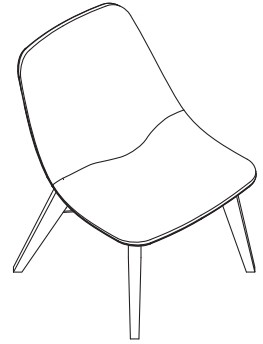
- Maple
- Non-marring nylon glides are standard

#### UPHOLSTERY DETAIL

- Contrasting fabric available on all models
- Due to dimensional design of back and seat, horizontal stripes and large patterns are not recommended, as they will appear distorted or wavy
- Due to the inherent characteristics of upholstery materials, loose comfort wrinkles may be present or appear over time

#### FINISH

- Features a catalyzed top coat that resists denting, peeling, and reactions to chemicals
- Can be cleaned with a damp cloth
- When specifying Brighton, Natural, and Sonoma finish, variation in color is acceptable due to the nature of wood characteristics



### EXECUTIVE CONFERENCE MODELS

#### SEAT AND BACK CONSTRUCTION

- Injection molded high resistance techno-polymer plastic frame encased with high grade polyurethane foam

#### ARMS

- Arms are die cast aluminum available in polished aluminum or matte black powder coat

#### CONTROL MECHANISM

- Synchronous control allows the back and seat to move in a synchronized 2:3:1 ratio motion
- Backrest tilt can be locked in 1 of 3 positions
- Standard pneumatic gas cylinder lift allows seat to raise and lower 5" and provides spring action for added comfort

#### UPHOLSTERY DETAIL

- Contrasting fabric options available on all models
- Top stitch is offered in matching or contrasting thread colors

#### FINISH

- Available in polished aluminum or matte black powder coat

#### BASE AND CASTERS

- 5 prong mobile features height adjustment and 360° swivel
- Available in matte black and polished aluminum
- Black, hard double wheel casters which work on multiple surfaces are standard
- Soft casters are available for an additional upcharge
- Black, open double wheel casters with polished accents are available for additional upcharge and work on multiple floors



**FABRICS**

Grade 1	Cali
	Input
	Plush
	Ridge
	Stardust
	Vessel
Grade 2	Bliss
	Brilliant
	COM
	Dorset
	Orbit
	Phrase
	Pixie
	Sedona
	Strand

Grade 3	COL
	Jacks
	Silvertex
Grade 4	Connect Four
	Echo
	Masquerade
Grade 5	Mode

Grade 6	Essence/Ultraleather
Grade 7	Brisa
	Brisa Distressed
	Reef Pro
	Silica
	Silica Etch
	Tottori
Grade L7	Davenport
Grade L8	Florence

**FINISHES**

**LOUNGE  
WOOD BASE**

AC	Autumn	PB	Portobello
AD	Almond	PT	Portico
CL	Caramel	SK	Skyline
CW	Cordovan	SM	Sonoma
DW	Judicial	TF	Truffle
HN	Honey	405	Designer White
IM	Brighton	462	Cinder
MC	Amber	792	Sable
MH	Mocha	793	Acorn*
NM	Natural		

\*Acorn is the finish complement to Clear Walnut finish

**EXECUTIVE CONFERENCE  
THREAD COLORS**

AA	Matching Thread
AB	White
AC	Beige
AD	Saddle
AE	Dark Brown
AF	Red
AG	Wine
AH	Marine
AJ	Navy
AK	Dark Green
AL	Silver
AM	Graphite
AN	Black

**GLIDES**

**LOUNGE  
4-PRONG POLISHED ALUMINUM  
LOW AND HIGH PROFILE BASE**

STD	Hard (standard)
C58	Soft (add \$30 list)

**EXECUTIVE CONFERENCE**

C40	Hard
C41	Soft (add \$28 list)
C70	Open (add \$71 list)

## TO ORDER CONTRASTING FABRIC, SPECIFY

### MABEL

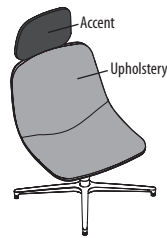
**4-Prong Low Profile Polished Aluminum Base with Auto Return page 367**

**4-Prong High Profile Polished Aluminum Base with Auto Return page 367**

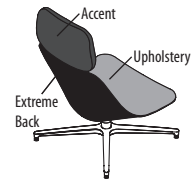
**4-Leg Wood Base page 367**

**4-Prong High Profile Wood Base with Auto Return page 368**

1. Model Number plus "X"
2. Upholstery Fabric Grade Number/Cover Number
3. Extreme Back Fabric Grade Number/Cover Number
4. Accent (headrest) Fabric Grade Number/Cover Number (when applicable)
5. Glides (when applicable)



Contrasting Fabric Front View

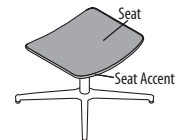


Contrasting Fabric Back View

**Ottoman 4-Leg Wood Base page 368**

**Ottoman 4-Prong Low Profile Swivel Base page 368**

1. Model Number plus "X"
2. Seat Fabric Grade Number/Cover Number
3. Seat Accent Fabric Grade Number/Cover Number
4. Glides



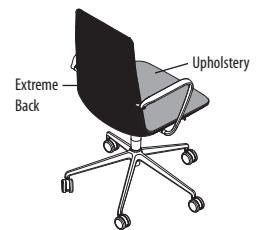
Contrasting Upholstery

**Executive Conference High Back Arms 5-Prong Base page 368**

1. Model Number plus "X"
2. Upholstery Fabric Grade Number/Cover Number
3. Extreme Back Fabric Grade Number/Cover Number
4. Thread
5. Casters



Contrasting Fabric Front View



Contrasting Fabric Back View



Shaded models are available through our Quick Delivery program and will be delivered within 10 days or less. Shaded models that feature the 48 icon will ship within 48 hours (48). See page 8 for additional program information.

**TO ORDER, SPECIFY:**

1. Model Number
2. Fabric Grade / Cover Number
3. Glides (when applicable)

- See page 365 for Mabel options
- See page 369 for COM fabric yardage

**4-PRONG  
LOW PROFILE  
POLISHED ALUMINUM  
BASE WITH AUTO RETURN**



Low Back

MODEL NO.		GRADE / LIST PRICE									
		1	2/COM	3/COL	4	5	6	7	L7	L8	
N77GL4LM	Low Back	\$ 1350	1401	1422	1460	1500	1569	1660	2093	2234	
QN77GL4LM	Low Back	1350	1401	1422	1460	1500	1569	1660			
N77GM4LM	Mid Back	1462	1516	1538	1578	1620	1692	1788	2244	2392	
QN77GM4LM	Mid Back	1462	1516	1538	1578	1620	1692	1788			
N77GH4LM	High Back	1631	1688	1711	1753	1797	1873	1973	2452	2608	

**DIMENSIONS**

Width	26½	Seat Height	16¼	Back Width	26½	Weight - Low	33
Depth	29½	Seat Depth	19½	Back Height - Low	19	Cubic Ft. - Low	16.2
Height - Low	31¼	Seat Width	27½	Back Height - Mid	22¾	Weight - Mid	37
Height - Mid	35½			Back Height - High	32¾	Cubic Ft. - Mid	20.3
Height - High	45½					Weight - High	43
						Cubic Ft. - High	27.5

• Contrasting fabric option – specify X (i.e., N77GL4LMX); see page 366. For list pricing, use your electronic specification tool or contact customer service

**4-PRONG  
HIGH PROFILE  
POLISHED ALUMINUM  
BASE WITH AUTO RETURN**



Mid Back

MODEL NO.		GRADE / LIST PRICE									
		1	2/COM	3/COL	4	5	6	7	L7	L8	
N77GL4HM	Low Back	\$ 1350	1401	1422	1460	1500	1569	1660	2093	2234	
QN77GL4HM	Low Back	1350	1401	1422	1460	1500	1569	1660			
N77GM4HM	Mid Back	1462	1516	1538	1578	1620	1692	1788	2244	2392	
QN77GM4HM	Mid Back	1462	1516	1538	1578	1620	1692	1788			
N77GH4HM	High Back	1631	1688	1711	1753	1797	1873	1973	2452	2608	

**DIMENSIONS**

Width	26½	Seat Height	17¼	Back Width	26½	Weight - Low	33
Depth	29½	Seat Depth	19½	Back Height - Low	19	Cubic Ft. - Low	12.2
Height - Low	32¾	Seat Width	27½	Back Height - Mid	22¾	Weight - Mid	37
Height - Mid	36½			Back Height - High	33¾	Cubic Ft. - Mid	24.1
Height - High	46½					Weight - High	43
						Cubic Ft. - High	27.5

• Contrasting fabric option – specify X (i.e., N77GL4HMX); see page 366. For list pricing, use your electronic specification tool or contact customer service

**4-LEG WOOD BASE**



Mid Back

MODEL NO.		GRADE / LIST PRICE									
		1	2/COM	3/COL	4	5	6	7	L7	L8	
N77GL4W	Low Back	\$ 1587	1638	1659	1697	1737	1806	1897	2330	2471	
N77GM4W	Mid Back	1701	1755	1777	1817	1859	1931	2027	2483	2631	
N77GH4W	High Back	1897	1954	1977	2019	2063	2139	2239	2718	2874	

**DIMENSIONS**

Width	26½	Seat Height	16%	Back Width	26½	Weight - Low	31
Depth	29½	Seat Depth	19½	Back Height - Low	19	Cubic Ft. - Low	17.8
Height - Low	31¼	Seat Width	27½	Back Height - Mid	22¾	Weight - Mid	37
Height - Mid	35			Back Height - High	32¾	Cubic Ft. - Mid	21.4
Height - High	47					Weight - High	43
						Cubic Ft. - High	28.8

• Contrasting fabric option – specify X (i.e., N77GL4WX); see page 366. For list pricing, use your electronic specification tool or contact customer service

# MABEL

MABEL



Shaded models are available through our Quick Delivery program and will be delivered within 10 days or less. Shaded models that feature the 48 icon will ship within 48 hours (48). See page 8 for additional program information.

### TO ORDER, SPECIFY:

1. Model Number
2. Fabric Grade / Cover Number
3. Glides (when applicable)
4. Thread (when applicable)
5. Casters (when applicable)

- See page 365 for Mabel options
- See page 369 for COM fabric yardage

### 4-PRONG HIGH PROFILE WOOD BASE WITH AUTO RETURN



High Back

MODEL NO.	GRADE / LIST PRICE	1	2/COM	3/COL	4	5	6	7	L7	L8
N77GL4HW Low Back	\$	1631	1682	1703	1741	1781	1850	1941	2374	2515
N77GM4HW Mid Back		1743	1797	1819	1859	1901	1973	2069	2525	2673
N77GH4HW High Back		1913	1970	1993	2035	2079	2155	2255	2734	2890

#### DIMENSIONS

Width	26½	Seat Height	17½	Back Width	26½	Weight - Low	30
Depth	29¾	Seat Depth	19½	Back Height - Low	19	Cubic Ft. - Low	16.2
Height - Low	33	Seat Width	27½	Back Height - Mid	22¾	Weight - Mid	34
Height - Mid	36¾			Back Height - High	32¾	Cubic Ft. - Mid	24.1
Height - High	46¾					Weight - High	40
						Cubic Ft. - High	27.5

- Contrasting fabric option – specify X (i.e., N77GL4HWX); see page 366. For list pricing, use your electronic specification tool or contact customer service

### 4-LEG WOOD BASE OTTOMAN



	1	2/COM	3/COL	4	5	6	7	L7	L8	
N77D14W	\$	816	838	846	862	879	908	946	1129	1188

#### DIMENSIONS

Width	21¼	Weight	19
Depth	18	Cubic Ft.	7.9
Height	13¾		

- Contrasting fabric option – specify X (i.e., N77D14WX); see page 366. For list pricing, use your electronic specification tool or contact customer service

### OTTOMAN 4-PRONG LOW PROFILE SWIVEL BASE



	1	2/COM	3/COL	4	5	6	7	L7	L8	
N77D14LM	\$	900	922	930	946	963	992	1030	1213	1272
QN77D14LM		900	922	930	946	963	992	1030		

#### DIMENSIONS

Width	21	Weight	19.5
Depth	21	Cubic Ft.	8.2
Height	15½		

- Contrasting fabric option – specify X (i.e., N77D14LMX); see page 366. For list pricing, use your electronic specification tool or contact customer service

### TASK HIGH BACK ARMS 5-PRONG BASE



	1	2/COM	3/COL	4	5	6	7	L7	L8	
N77HUA5HP Matte Black Base and Arms	\$	1690	1733	1751	1783	1816	1874	1951	2316	2434
N77HUA5HA Polished Aluminum Base and Arms	\$	1716	1759	1777	1809	1842	1900	1977	2342	2460

#### DIMENSIONS

Width	27½	Seat Height	16¾-21¼	Arm Height	25-30	Weight	48
Depth	27½	Seat Depth	21	Arm Width	22½	Cubic Ft.	11.5
Height	38½-43½	Seat Width	20¼	Back Width	20		
				Back Height	27		

- Contrasting fabric option – specify X (i.e., N77HUA5HPX); see page 366. For list pricing, use your electronic specification tool or contact customer service

## COM YARDAGE REQUIREMENTS

### COM YARDAGE REQUIREMENTS (54" WIDTH – CUT UP THE ROLL)

MODEL	RAILROADED Contact customer service 800-482-1717 for ydg requirements	NON DIRECTIONAL OR SOLID	1"-4" REPEAT	5"-11" REPEAT	12"-18" REPEAT	COL SQUARE FEET
			4" VERTICAL X 4" HORIZONTAL	11" VERTICAL X 11" HORIZONTAL	18" VERTICAL X 18" HORIZONTAL	
N77D14LM, N77D14W		0.80	1.00	2.00	3.20	14.4
N77D14LMX, N77D14WX	Seat	0.70	0.80	1.00	1.40	12.2
	Seat Accent	0.40	0.70	1.40	2.70	7.2
N77GL4LM, N77GL4HM, N77GL4HW, N77GL4W		1.80	1.90	3.40	3.40	34.9
N77GL4LMX, N77GL4HMX,	Back	1.20	1.50	1.80	2.50	22.2
N77GL4HWX, N77GL4WX	Extreme	1.20	1.50	2.00	2.50	22.2
N77GM4LM, N77GM4HM, N77GM4HW, N77GM4W		2.00	2.40	3.90	4.00	38.2
N77GM4LMX, N77GM4HMX,	Back	1.30	1.70	2.20	2.50	24.9
N77GM4HWX, N77GM4WX	Extreme	1.20	1.70	2.30	2.50	22.2
N77GH4LM, N77GH4HM, N77GH4HW, N77GH4W		2.10	2.80	4.80	4.80	41.6
N77GH4LMX, N77GH4HMX,	Back	1.30	1.70	2.20	2.50	24.9
N77GH4HWX, N77GH4WX	Extreme	1.20	1.70	2.30	2.50	22.2
	Accent	0.50	1.70	1.50	1.80	10.0
N77HUA5HP, N77HUA5HA		1.36	2.00	2.50	3.50	27.12
N77HUA5HPX, N77HUA5HAX	Upholstery	0.78	1.00	1.50	2.50	15.50
	Extreme	0.92	1.50	1.75	2.25	18.26

