

MARNIA OCCASIONAL TABLES

PRODUCT SPECIFICATIONS

TOPS

- Laminate surfaces are 1" HPL (high pressure laminate)
- Veneer surfaces are 1" plain sliced slipmatched cherry (Amber, Autumn, Mocha, Truffle) or maple veneer (Brighton, Caramel, Honey, Natural), plain sliced bookmatched walnut veneer (Cordovan, Judicial), quarter cut walnut veneer (Almond, Portobello, Sable), or quarter cut oak veneer (Sonoma)
- Solid surface is 1" thick and available in Corian standard or matte sheen
- Back painted glass surfaces (round tops only) have a 1" thick top including the glass and white substrate
- Grain direction runs parallel to the metal frame on square and rectangle models

RIM PROFILES

- Veneer models have a matching 3mm veneer edge band
- Laminate models have a matching 3mm PVC edge band
- Back painted glass has a MDF core with thermofoil edge
- Solid surface worksurface have a matching 3mm radius edge

UPHOLSTERED TOPS

- ¾" high grade polyurethane foam covers a ¾" solid base panel

LEGS

- 2 metal base styles; the round tables will have an "X" base for the 30" and 40" models and a "Y" base for the 16" and 24" diameter models, the square and rectangles will have an open style base

FINISH APPLICATION

- Veneer tops are finished with IntegraClear technology that features a full finish in matte or gloss sheen
- IntegraClear is a water-based, high-performance wood finish that meets or exceeds indoor air quality standards. This proprietary finish is virtually VOC-free, has remarkable durability and allows the natural beauty of veneers to show through

TOP WOOD FINISHES

- AC Autumn
- AD Almond
- CL Caramel
- CW Cordovan
- DW Judicial
- HN Honey
- IM Brighton
- MC Amber
- MH Mocha
- NM Natural
- PB Portobello
- SM Sonoma
- TF Truffle
- 792 Sable

TOP SHEEN OPTIONS

- N Matte/Satin
- R Gloss

TOP LAMINATE COLORS

WOODGRAIN LAMINATE

- AC2 Autumn 2
- AD Almond
- CL Caramel
- CW Cordovan
- DW Judicial
- HN2 Honey 2
- IM Brighton
- MC Amber
- MH Mocha
- NM Natural
- PB Portobello
- PT Portico
- SK Skyline
- SM Sonoma
- TF Truffle
- 792 Sable
- 793 Acorn

SOLID LAMINATE

- 405 Designer White
- 417 Mojave
- 418 Mouse
- 419 Wallaby
- 425 Shadow
- 440 Cloud
- 461 Graphite
- 462 Cinder
- 478 Platinum Grey
- 488 Frosty White
- 491 Designer White Linear
- 492 Cinder Linear

LEG PAINT COLORS

- 405 Designer White
- 423 Concrete
- 462 Cinder
- 463 Iron
- 501 Platinum Metallic
- 503 Satin Nickel Metallic

SOLID SURFACE TOP OPTIONS

CORIAN COLORS

- 7101 Bisque (Grade A)
- 7201 Glacier White (Grade A)
- 7202 Canyon (Grade B)
- 7203 Designer White (Grade B)
- 7204 Silt (Grade B)
- 7301 Concrete (Grade C)
- 7302 Deep Night Sky (Grade C)
- 7303 Deep Nocturne (Grade C)
- 7305 Fossil (Grade C)

CORIAN RIM PROFILE



TOP SHEEN OPTIONS

- R Standard
- N Matte


MARNIA OCCASIONAL TABLES

PRODUCT SPECIFICATIONS

- Wood, Laminate, Glass, and Solid Surface worksurface available on round tops. See page 538C for options
- Upholstered top available for 16" round table only. See pages 10-17 of the Tables Price List for fabric options
- Legs are metal. See page 538C for color options
- Round tops are shipped KD.

DIMENSION KEY

- D Depth
- W Width
- H Height
- A Overhang: Approach Side
- KW Kneespace Width
- DI Diameter

MODEL NO./DESCRIPTION	LIST PRICE	DIMENSIONS				CUBIC FEET				
		D	H	A	KW					
ROUND TABLE	16" ROUND	GRADE A	GRADE B	GRADE C	DI	H				
	89N1616TRDL	Laminate	\$ 1131		16	16	—	—		2.7
	89N1616TRDG	White Back Painted Glass	1399		16	16	—	—		2.7
	89N1616TRDS	Solid Surface	1555	1602	1663	16	16	—	—	2.7
		Grade	1	2/COM	3/COL	4	5	6	7	L7
89N1616TRDF	Fabric	\$ 1380	1398	1405	1418	1431	1455	1486	1633	1681

ALLIANCE GRADE / LIST PRICE

	A	B	C	D	E	F	G	H	I	J
\$	1409	1426	1440	1456	1472	1489	1503	1520	1538	1555
	K	L	M	N	O	P	Q	R	S	T
\$	1582	1638	1673	1691	1709	1727	1745	1762	1780	1797

DIMENSIONS

Diameter 16
 Height 16½ Cubic Ft. 2.7



- Veneer top is not an option on 16" round tops
- See fabric guidelines on page 14 of the Tables Price List
- Ships KD in 2 cartons
- Non-Contract – Awaiting SIN Assignment

TO ORDER, SPECIFY:

1. Model Number
2. Sheen (wood and solid surface)
3. Wood Finish/Laminate Color
4. Solid Surface Grade/Color
5. Lege Paint Color

SAMPLE MODEL NUMBERS:

89N2422TRDW N PB 463
 89N2422TRDS N C 7305 463

ROUND TABLE	MODEL NO./DESCRIPTION		LIST PRICE	DIMENSIONS			CUBIC FEET	
				D	H	A		KW
	24" ROUND	GRADE A	GRADE B	GRADE C	DI	H		
	89N2422TRDW	Wood	\$ 1735		24	22	6.0	
	89N2422TRDL	Laminate	1335		24	22	6.0	
	89N2422TRDG	White Back Painted Glass	1915		24	22	6.0	
	89N2422TRDS	Solid Surface	2082	2186	2322	24	22	6.0
	30" ROUND							
	89N3016TRDW	Wood	\$ 1903		30½	16	5.7	
	89N3016TRDL	Laminate	1586		30½	16	5.7	
	89N3016TRDG	White Back Painted Glass	2441		30½	16	5.7	
	89N3016TRDS	Solid Surface	2569	2732	2944	30½	16	5.7
	40" ROUND							
	89N4016TRDW	Wood	\$ 2503		40	16	12.6	
	89N4016TRDL	Laminate	2086		40	16	12.6	
	89N4016TRDG	White Back Painted Glass	3496		40	16	12.6	
	89N4016TRDS	Solid Surface	3604	3893	4270	40	16	12.6

• Ships KD in 2 cartons

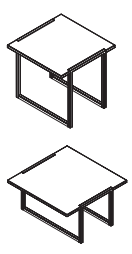
MARNIA OCCASIONAL TABLES

PRODUCT SPECIFICATIONS

- Wood, Laminate, and Solid Surface available on square and rectangular tops. See page 538C for options
- Legs are metal. See page 538C for color options
- Square and Rectangular tops shipped assembled
- Wood and Laminate tops have 3mm edge

DIMENSION KEY

- D Depth
- W Width
- H Height
- A Overhang: Approach Side
- KW Kneespace Width
- DI Diameter

SQUARE TABLE	MODEL NO./DESCRIPTION		LIST PRICE	DIMENSIONS					CUBIC FEET			
				D	H	A	KW					
	24" SQUARE			GRADE A	GRADE B	GRADE C						
	89N242422TSQW	Wood	\$ 1979				24	24	22	-	-	12.7
	89N242422TSQL	Laminate	1522				24	24	22	-	-	12.7
	89N242422TSQS	Solid Surface	2375	2479	2615	24	24	22	-	-	12.7	
	30" SQUARE											
	89N303016TSQW	Wood	\$ 1931				30%	30%	16	-	-	14.2
	89N303016TSQL	Laminate	1545				30%	30%	16	-	-	14.2
	89N303016TSQS	Solid Surface	2607	2770	2982	30%	30%	16	-	-	14.2	
	40" SQUARE											
89N404016TSQW	Wood	\$ 2275				40	40	16	-	-	23.4	
89N404016TSQL	Laminate	1895				40	40	16	-	-	23.4	
89N404016TSQS	Solid Surface	3412	3701	4078	40	40	16	-	-	23.4		

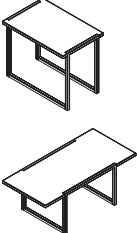
• Tops have cutouts to accept base. On laminate models, cutout will always be painted black. On Veneer models, cutout will match finish specified

TO ORDER, SPECIFY:

1. Model Number
2. Sheen (wood and solid surface)
3. Wood Finish/Laminate Color
4. Solid Surface Grade/Color
5. Lege Paint Color

SAMPLE MODEL NUMBERS:

- 89N242422TSQW N PB 463
 89N182722TRTW N PB 463

	MODEL NO./DESCRIPTION		LIST PRICE			DIMENSIONS					CUBIC FEET
			GRADE A	GRADE B	GRADE C	D	H	A	KW		
	18" x 27" RECTANGLE										
	89N182722TRTW	Wood	\$ 1849			18	27	22	-	-	11.1
	89N182722TRTL	Laminate	1422			18	27	22	-	-	11.1
	89N182722TRTS	Solid Surface	2219	2307	2423	18	27	22	-	-	11.1
	20" x 42" RECTANGLE										
	89N204216TRTW	Wood	\$ 1900			20	42	16	-	-	13.6
89N204216TRTL	Laminate	1520			20	42	16	-	-	13.6	
89N204216TRTS	Solid Surface	2565	2716	2913	20	42	16	-	-	13.6	

• Tops have cutouts to accept base. On laminate models, cutout will always be painted black. On Veneer models, cutout will match finish specified

MARNIA OCCASIONAL TABLES

COM YARDAGE REQUIREMENTS (54" WIDTH – CUT UP THE ROLL)

MODEL	RAILROADED	NON DIRECTIONAL	1"-4" REPEAT	5"-11" REPEAT	12"-18" REPEAT	COL SQUARE FEET
	Contact customer service 800-482-1717 for ydg requirements	OR SOLID	4" VERTICAL X 4" HORIZONTAL	11" VERTICAL X 11" HORIZONTAL	18" VERTICAL X 18" HORIZONTAL	
89N1616TRDF		0.60	0.70	1.00	2.00	10