

---

**TAG**

## TAG PRODUCT SPECIFICATIONS

### FRAME CONSTRUCTION

- Legs are made of 7/8" x 14-gauge tubular steel in either powder coated Cinder or Platinum Metallic
- Cross members constructed of 3/4" x 14-gauge tubular steel
- Leg is joined to cross member bar with metal inert gas (MIG) welds
- Back brackets utilize sturdy 11-gauge steel plates
- Bariatric back brackets utilize sturdy 7-gauge steel plates
- Wall saving option available

### SEAT CONSTRUCTION

- Guest model features a contoured, blow molded, polyethylene seat pan with molded channels, which incorporate the seat frame cross members
- 1 1/4" thick high resilience polyurethane foam covers seat panel for added comfort and support
- Seat pan is attached to the frame with 4 machine screws and threaded metal inserts (T-nuts)
- Bariatric model features a plywood seat panel and is attached to the frame with 6 machine screws and threaded metal inserts (T-nuts)

### BACK CONSTRUCTION—UPHOLSTERED

- Injection molded polypropylene plastic back rest
- Bariatric back features 9-ply curved plywood panel
- 3/4" high resilience polyurethane foam covers the front of the back rest while 1/4" high density polyurethane foam covers the back of the back rest
- Back rest is secured to the chair frame with 4 countersunk flat head screws, steel back plates and threaded metal inserts (T-nuts)

### BACK CONSTRUCTION—WOOD

- 8-ply curved maple plywood back with decorative fasteners, steel back plates and threaded metal inserts (T-nuts)
- Bariatric back features 9-ply curved maple plywood back with decorative fasteners, steel back plates and threaded metal inserts (T-nuts)

### FINISH

- A catalyzed top coat that resists denting, peeling and reactions to chemicals
- Can be cleaned with a damp cloth
- When specifying Brighton, Natural, and Sonoma finish, variation in color is acceptable due to the nature of wood characteristics

### ARM

- Injection molded arms connect to a metal tubular leg framework with a pressure fit
- Available in black and grey

### CONTRASTING FABRICS

- Available with contrasting fabric on seat and back

### TABLE FRAME CONSTRUCTION

- Legs are made of 7/8" x 14-gauge tubular steel in either powder coated Cinder or Platinum Metallic
- Cross members constructed of 3/4" x 14-gauge tubular steel
- Leg is joined to cross member bar with metal inert gas (MIG) welds

### TABLE TOP

- Veneer models feature 3/4" grade A slipmatched maple veneer tops
- Laminate models feature 3/4" particle board with laminate (HPL) top

### GANGING BRACKET

- Set of 2 2 1/2" x 5 3/4" polypropylene ganging brackets snap onto the legs of 2 like model chairs
- Set of 2 metal ganging brackets that fasten into the chair or table frames

### TRANSPORT DOLLY

- Tubular steel frame construction with 8" semi-pneumatic ball bearing wheels
- Standard in green powder coat finish
- Designed to move up to 6 chairs at 1 time
- Removable handle allows for storage

### STACKING CAPABILITIES

- Static and mobile guest chair models can be stacked up to 6 high
- Bariatric models do not stack
- **If stacking chair with arms, 100% vinyl upholstery is not recommended on the seat**

### FINISH

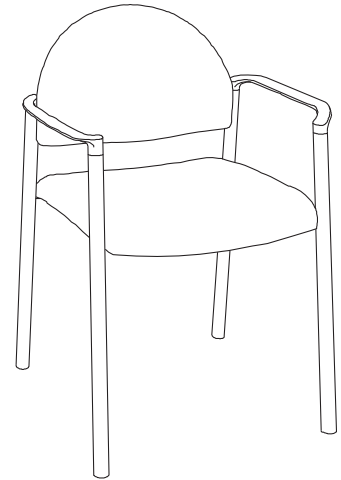
- Black frames are finished with electrostatically baked-on textured powder coat paint
- Platinum Metallic frames are finished with electrostatically baked-on smooth powder coat paint

### GLIDES AND LEG END CAPS

- Black nylon ball glides are standard
- Black 7/8" diameter metal top caps used on armless models
- For rough textured or soft surface flooring, we recommend ordering the C8 glide for an additional upcharge

### CASTERS

- Black, hard double wheel casters, which work on multiple surfaces, are standard
- Black, soft double wheel casters are available for use on hard floors; upcharge applies to this option



All Tag models may be ordered to meet TB133 fire code.

To order seating to meet the TB133 fire code, specify an "F" at the end of the model number (Ex: N60AAF).

For TB133 pricing, go to [www.NationalOfficeFurniture.com/TB133](http://www.NationalOfficeFurniture.com/TB133)

Please consult customer service for applicable Arc-Com, COM, Designtex, Maharam, Momentum, Stinson, or Ultrafabrics fabric.

**FABRICS**

Grade 1	American Graffiti
	Cali
	Input
	Plush
	Ridge
	Stardust
	Vessel
Grade 2	Bliss
	Brilliant
	COM
	Orbit
	Phrase
	Pixie
	Sedona
	Shenanigans
	Strand

Grade 3	COL
	Jacks
	Pop Rocks
Grade 4	Connect Four
	Echo
	Silvertex
Grade 5	Mode

Grade 6	Essence/Ultraleather
Grade 7	Brisa
	Brisa Distressed
	Promessa
	Silica
Grade L7	Davenport
Grade L8	Florence
	Showcase

**FINISHES**

AC	Autumn	PB	Portobello
AD	Almond	PT	Portico
CL	Caramel	SK	Skyline
CW	Cordovan	SM	Sonoma
DW	Judicial	TF	Truffle
HN	Honey	405	Designer White
IM	Brighton	462	Cinder
MC	Amber	792	Sable
MH	Mocha	793	Acorn
NM	Natural		

**LAMINATES**

AC2	Autumn 2	417	Mojave
AD	Almond	418	Mouse
CL	Caramel	419	Wallaby
CW	Cordovan	425	Shadow
DW	Judicial	440	Cloud
HN2	Honey 2	461	Graphite
IM	Brighton	462	Cinder
MC	Amber	478	Platinum Grey
MH	Mocha	488	Frosty White
NM	Natural	491	Designer White
PB	Portobello		Linear
PT	Portico	492	Cinder Linear
SK	Skyline	791	Palisander*
SM	Sonoma	792	Sable
TF	Truffle	793	Acorn
405	Designer White		

\*791 Palisander coordinates with (HN) Honey, (MH) Mocha and (NM) Natural finishes

**FRAME COLORS**

462	Cinder
501	Platinum Metallic (add \$37 list)

**ARM COLORS**

BK	Black
GY	Grey

**GLIDES**

STD	Standard
C8	Soft (add \$24 list)

**CASTERS**

C3	Hard (standard)
C4	Soft (add \$26 list)

**To You In 10 DAYS ...or Less**  
 Shaded model numbers are available on our "To You in 10 Days or Less" Quick Delivery program and will be delivered within 10 days.

**TO ORDER, SPECIFY:**

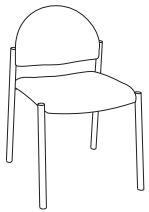
1. Model Number
2. Fabric Grade Number
3. Cover Number
4. Finish (when applicable)
5. Frame Color
6. Arm Color
7. Glides/Casters

• See page 439 for Tag options

**UPHOLSTERED ARC BACK**



Arms



Armless

**MODEL NO. GRADE / LIST PRICE**

**Quick Delivery Models: QN60AA, QN60BB**

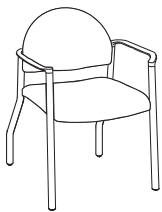
		1	2/COM	3/COL	4	5	6	7	L7	L8
N60AA	Arms	\$ 363	386	395	412	429	459	499	689	750
N60BB	Armless	334	357	366	383	400	430	470	660	721

**DIMENSIONS**

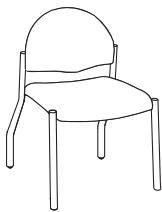
Arm Width	23½	Seat Height	17¾	Arm Height	25	Arm Weight	20
Armless Width	19¾	Seat Depth	17½	Back Height	15¾	Armless Weight	19
Depth	21	Seat Width	18	Back Width	18	Cubic Ft.	11.1
Height	31						

- Platinum Metallic option available
- Contrasting fabric option – specify X (i.e., N60AAX); see next page. For list pricing, use your electronic specification tool or contact customer service
- Can stack 6 high
- **If stacking chair with arms, 100% vinyl upholstery is not recommended on the seat**
- Chairs will be shipped 4 per carton when applicable

**WALL SAVER UPHOLSTERED ARC BACK**



Arms



Armless

**Quick Delivery Models: QN60SAA, QN60SBB**

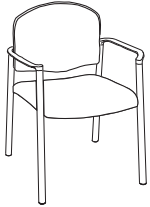
		1	2/COM	3/COL	4	5	6	7	L7	L8
N60SAA	Arms	\$ 457	480	489	506	523	553	593	783	844
N60SBB	Armless	427	450	459	476	493	523	563	753	814

**DIMENSIONS**

Arm Width	23½	Seat Height	17¾	Arm Height	25	Arm Weight	20
Armless Width	19¾	Seat Depth	17½	Back Height	15¾	Armless Weight	19
Depth	22¼	Seat Width	18	Back Width	18	Cubic Ft.	11.1
Height	31						

- Platinum Metallic option available
- Contrasting fabric option – specify X (i.e., N60SAX); see next page. For list pricing, use your electronic specification tool or contact customer service
- Can stack 6 high
- **If stacking chair with arms, 100% vinyl upholstery is not recommended on the seat**
- Chairs will be shipped 4 per carton when applicable

**UPHOLSTERED SQUARE BACK**



Arms



Armless

**MODEL NO.**

**GRADE / LIST PRICE**

**Quick Delivery Models: QN60CC, QN60DD**

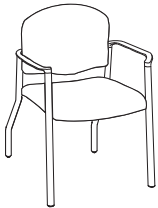
		1	2/COM	3/COL	4	5	6	7	L7	L8
N60CC	Arms	\$ 426	451	462	480	499	533	577	788	856
N60DD	Armless	396	421	432	450	469	503	547	758	826

**DIMENSIONS**

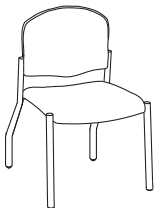
Arm Width	23½	Seat Height	17½	Arm Height	25	Arm Weight	20
Armless Width	19¾	Seat Depth	17½	Back Height	15¾	Armless Weight	19
Depth	21	Seat Width	18	Back Width	18	Cubic Ft.	11.1
Height	31						

- Platinum Metallic option available
- Contrasting fabric option – specify X (i.e., N60CCX); see below. For list pricing, use your electronic specification tool or contact customer service
- Can stack 6 high
- **If stacking chair with arms, 100% vinyl upholstery is not recommended on the seat**
- Chairs will be shipped 4 per carton when applicable

**WALL SAVER UPHOLSTERED SQUARE BACK**



Arms



Armless

**Quick Delivery Models: QN60SCC, QN60SDD**

		1	2/COM	3/COL	4	5	6	7	L7	L8
N60SCC	Arms	\$ 520	545	556	574	593	627	671	882	950
N60SDD	Armless	491	516	527	545	564	598	642	853	921

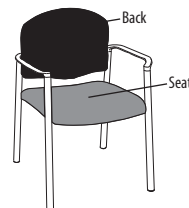
**DIMENSIONS**

Arm Width	23½	Seat Height	17½	Arm Height	25	Arm Weight	20
Armless Width	19¾	Seat Depth	17½	Back Height	15¾	Armless Weight	19
Depth	22¼	Seat Width	18	Back Width	18	Cubic Ft.	11.1
Height	31						

- Platinum Metallic option available
- Contrasting fabric option – specify X (i.e., N60SCCX); see below. For list pricing, use your electronic specification tool or contact customer service
- Can stack 6 high
- **If stacking chair with arms, 100% vinyl upholstery is not recommended on the seat**
- Chairs will be shipped 4 per carton when applicable

**TO ORDER CONTRASTING FABRIC, SPECIFY:**

1. Model Number plus "X"
2. Back Fabric Grade Number/Cover Number
3. Seat Fabric Grade Number/Cover Number
4. Frame Color
5. Arm Color
6. Glides/Casters



Contrasting Fabric

**TO ORDER, SPECIFY:**

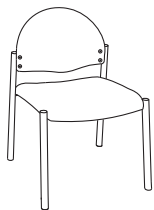
1. Model Number
2. Fabric Grade Number
3. Cover Number
4. Finish (when applicable)
5. Frame Color
6. Arm Color
7. Glides/Casters

• See page 439 for Tag options

**WOOD ARC BACK**



Arms



Armless

**MODEL NO.**

**GRADE / LIST PRICE**

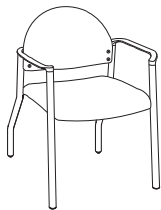
		1	2/COM	3/COL	4	5	6	7	L7	L8
N60AW	Arms	\$ 636	659	668	685	702	732	772	962	1023
N60BW	Armless	608	631	640	657	674	704	744	934	995

**DIMENSIONS**

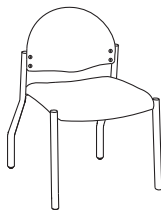
Arm Width	23½	Seat Height	17½	Arm Height	25	Arm Weight	20	
Armless Width	19¾	Seat Depth	17½	Back Height	15¾	Armless Weight	19	
Depth	21	Seat Width	18	Back Width	18	Cubic Ft.	11.1	
Height	31							

- Platinum Metallic option available
- Can stack 6 high
- If stacking chair with arms, 100% vinyl upholstery is not recommended on the seat
- Chairs will be shipped 4 per carton when applicable

**WALL SAVER WOOD ARC BACK**



Arms



Armless

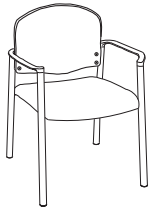
		1	2/COM	3/COL	4	5	6	7	L7	L8
N60SAW	Arms	\$ 730	753	762	779	796	826	866	1056	1117
N60SBW	Armless	702	725	734	751	768	798	838	1028	1089

**DIMENSIONS**

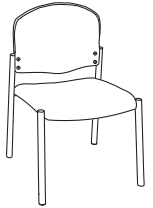
Arm Width	23½	Seat Height	17½	Arm Height	25	Arm Weight	20	
Armless Width	19¾	Seat Depth	17½	Back Height	15¾	Armless Weight	19	
Depth	22¼	Seat Width	18	Back Width	18	Cubic Ft.	11.1	
Height	31							

- Platinum Metallic option available
- Can stack 6 high
- If stacking chair with arms, 100% vinyl upholstery is not recommended on the seat
- Chairs will be shipped 4 per carton when applicable

**WOOD SQUARE BACK**



Arms



Armless

**MODEL NO.**

**GRADE / LIST PRICE**

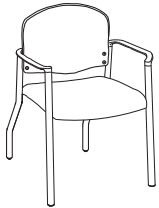
		1	2/COM	3/COL	4	5	6	7	L7	L8
N60CW	Arms	\$ 636	659	668	685	702	732	772	962	1023
N60DW	Armless	608	631	640	657	674	704	744	934	995

**DIMENSIONS**

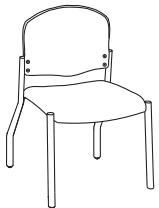
Arm Width	23½	Seat Height	17½	Arm Height	25	Arm Weight	20
Armless Width	19¾	Seat Depth	17½	Back Height	15¾	Armless Weight	19
Depth	21	Seat Width	18	Back Width	18	Cubic Ft.	11.1
Height	31						

- Platinum Metallic option available
- Can stack 6 high
- If stacking chair with arms, 100% vinyl upholstery is not recommended on the seat
- Chairs will be shipped 4 per carton when applicable

**WALL SAVER  
WOOD SQUARE BACK**



Arms



Armless

		1	2/COM	3/COL	4	5	6	7	L7	L8
N60SCW	Arms	\$ 730	753	762	779	796	826	866	1056	1117
N60SDW	Armless	702	725	734	751	768	798	838	1028	1089

**DIMENSIONS**

Arm Width	23½	Seat Height	17½	Arm Height	25	Arm Weight	20
Armless Width	19¾	Seat Depth	17½	Back Height	15¾	Armless Weight	19
Depth	22¼	Seat Width	18	Back Width	18	Cubic Ft.	11.1
Height	31						

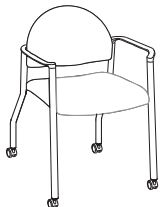
- Platinum Metallic option available
- Can stack 6 high
- If stacking chair with arms, 100% vinyl upholstery is not recommended on the seat
- Chairs will be shipped 4 per carton when applicable

**TO ORDER, SPECIFY:**

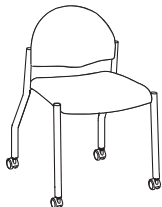
1. Model Number
2. Fabric Grade Number
3. Cover Number
4. Finish (when applicable)
5. Frame Color
6. Arm Color
7. Glides/Casters

• See page 439 for Tag options

**WALL SAVER  
MOBILE  
UPHOLSTERED  
ARC BACK**



Arms



Armless

**MODEL  
NO.**

**GRADE / LIST PRICE**

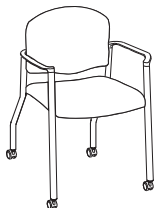
		1	2/COM	3/COL	4	5	6	7	L7	L8
N60SAAC	Arms	\$ 426	449	458	475	492	522	562	752	813
N60SBBC	Armless	396	419	428	445	462	492	532	722	783

**DIMENSIONS**

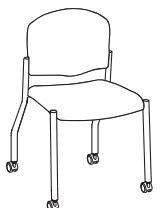
Arm Width	23½	Seat Height	17¾	Arm Height	25	Arm Weight	20
Armless Width	19¾	Seat Depth	17½	Back Height	15¾	Armless Weight	19
Depth	22¼	Seat Width	18	Back Width	18	Cubic Ft.	11.1
Height	31						

- Platinum Metallic option available
- Contrasting fabric option – specify X (i.e., N60SAACX); see below. For list pricing, use your electronic specification tool or contact customer service
- Can stack 6 high
- **If stacking chair with arms, 100% vinyl upholstery is not recommended on the seat**
- Chairs will be shipped 4 per carton when applicable

**WALL SAVER  
MOBILE  
UPHOLSTERED  
SQUARE BACK**



Arms



Armless

		1	2/COM	3/COL	4	5	6	7	L7	L8
N60SCCC	Arms	\$ 489	514	525	543	562	596	640	851	919
N60SDDC	Armless	459	484	495	513	532	566	610	821	889

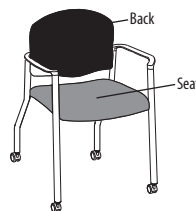
**DIMENSIONS**

Arm Width	23½	Seat Height	17¾	Arm Height	25	Arm Weight	20
Armless Width	19¾	Seat Depth	17½	Back Height	15¾	Armless Weight	19
Depth	22¼	Seat Width	18	Back Width	18	Cubic Ft.	11.1
Height	31						

- Platinum Metallic option available
- Contrasting fabric option – specify X (i.e., N60SCCCX); see below. For list pricing, use your electronic specification tool or contact customer service
- Can stack 6 high
- **If stacking chair with arms, 100% vinyl upholstery is not recommended on the seat**
- Chairs will be shipped 4 per carton when applicable

**TO ORDER CONTRASTING FABRIC, SPECIFY:**

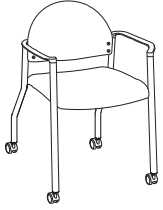
1. Model Number plus "X"
2. Back Fabric Grade Number/Cover Number
3. Seat Fabric Grade Number/Cover Number
4. Frame Color
5. Arm Color
6. Glides/Casters



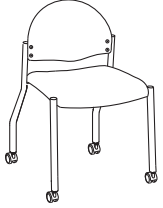
Contrasting Fabric



**WALL SAVER  
MOBILE  
WOOD ARC BACK**



Arms



Armless

**MODEL  
NO.**

**GRADE / LIST PRICE**

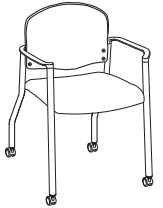
		1	2/COM	3/COL	4	5	6	7	L7	L8
N60SAWC	Arms	\$ 699	722	731	748	765	795	835	1025	1086
N60SBWC	Armless	671	694	703	720	737	767	807	997	1058

**DIMENSIONS**

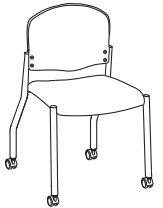
Arm Width	23½	Seat Height	17¾	Arm Height	25	Arm Weight	20
Armless Width	19¾	Seat Depth	17½	Back Height	15¾	Armless Weight	19
Depth	22¼	Seat Width	18	Back Width	18	Cubic Ft.	11.1
Height	31						

- Platinum Metallic option available
- Can stack 6 high
- If stacking chair with arms, 100% vinyl upholstery is not recommended on the seat
- Chairs will be shipped 4 per carton when applicable

**WALL SAVER  
MOBILE  
WOOD SQUARE BACK**



Arms



Armless

		1	2/COM	3/COL	4	5	6	7	L7	L8
N60SCWC	Arms	\$ 699	722	731	748	765	795	835	1025	1086
N60SDWC	Armless	671	694	703	720	737	767	807	997	1058

**DIMENSIONS**

Arm Width	23½	Seat Height	17¾	Arm Height	25	Arm Weight	20
Armless Width	19¾	Seat Depth	17½	Back Height	15¾	Armless Weight	19
Depth	22¼	Seat Width	18	Back Width	18	Cubic Ft.	11.1
Height	31						

- Platinum Metallic option available
- Can stack 6 high
- If stacking chair with arms, 100% vinyl upholstery is not recommended on the seat
- Chairs will be shipped 4 per carton when applicable

**TO ORDER, SPECIFY:**

1. Model Number
2. Fabric Grade Number
3. Cover Number
4. Finish (when applicable)
5. Frame Color
6. Arm Color
7. Glides

• See page 439 for Tag options

**27" BARIATRIC  
UPHOLSTERED ARC BACK  
(MID-SIZED)**

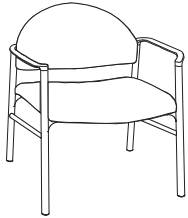
**MODEL  
NO.**

**GRADE / LIST PRICE**

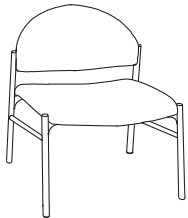
		1	2/COM	3/COL	4	5	6	7	L7	L8
N60EM	Arms	\$ 849	879	892	914	937	977	1030	1283	1365
N60PM	Armless	849	879	892	914	937	977	1030	1283	1365

**DIMENSIONS**

Arm Width	27¼	Seat Height	18¼	Arm Height	25	Arm Weight	30	
Armless Width	23½	Seat Depth	17¼	Back Height	15	Armless Weight	29	
Depth	21¾	Seat Width	22	Back Width	22	Cubic Ft.	15.5	
Height	31							



Arms



Armless

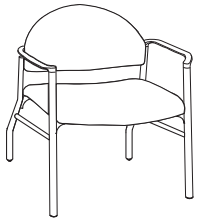
- Platinum Metallic option available
- Meets 500 lb. weight load
- Contrasting fabric option – specify X (i.e., N60EMX); see next page. For list pricing, use your electronic specification tool or contact customer service

**WALL SAVER  
27" BARIATRIC  
UPHOLSTERED ARC BACK  
(MID-SIZED)**

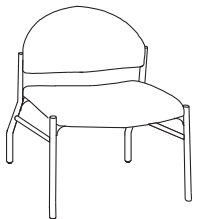
		1	2/COM	3/COL	4	5	6	7	L7	L8
N60SEM	Arms	\$ 942	972	985	1007	1030	1070	1123	1376	1458
N60SPM	Armless	942	972	985	1007	1030	1070	1123	1376	1458

**DIMENSIONS**

Arm Width	27¼	Seat Height	18¼	Arm Height	25	Arm Weight	30	
Armless Width	23½	Seat Depth	17¼	Back Height	15	Armless Weight	29	
Depth	22¾	Seat Width	22	Back Width	22	Cubic Ft.	15.5	
Height	31							




Arms



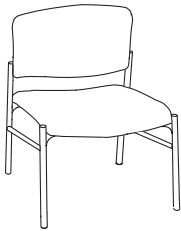
Armless

- Platinum Metallic option available
- Meets 500 lb. weight load
- Contrasting fabric option – specify X (i.e., N60SEM); see next page. For list pricing, use your electronic specification tool or contact customer service

**27" BARIATRIC  
UPHOLSTERED  
SQUARE BACK  
(MID-SIZED)**



Arms



Armless

**MODEL  
NO.**

**GRADE / LIST PRICE**


			1	2/COM	3/COL	4	5	6	7	L7	L8
N60GM	Arms	\$	911	941	954	976	999	1039	1092	1345	1427
N60RM	Armless		911	941	954	976	999	1039	1092	1345	1427

**DIMENSIONS**

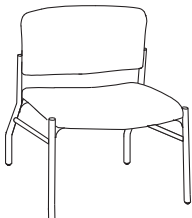
Arm Width	27¼	Seat Height	18¼	Arm Height	25	Arm Weight	30
Armless Width	23½	Seat Depth	17¼	Back Height	15	Armless Weight	29
Depth	21¾	Seat Width	22	Back Width	22	Cubic Ft.	15.5
Height	31						

- Platinum Metallic option available
- Meets 500 lb. weight load
- Contrasting fabric option – specify X (i.e., N60GMX); see below. For list pricing, use your electronic specification tool or contact customer service

**WALL SAVER  
27" BARIATRIC  
UPHOLSTERED  
SQUARE BACK  
(MID-SIZED)**



Arms



Armless

			1	2/COM	3/COL	4	5	6	7	L7	L8
N60SGM	Arms	\$	1005	1035	1048	1070	1093	1133	1186	1439	1521
N60SRM	Armless		1005	1035	1048	1070	1093	1133	1186	1439	1521

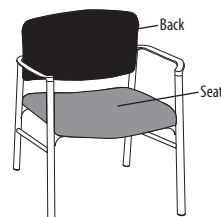
**DIMENSIONS**

Arm Width	27¼	Seat Height	18¼	Arm Height	25	Arm Weight	30
Armless Width	23½	Seat Depth	17¼	Back Height	15	Armless Weight	29
Depth	22¾	Seat Width	22	Back Width	22	Cubic Ft.	15.5
Height	31						

- Platinum Metallic option available
- Meets 500 lb. weight load
- Contrasting fabric option – specify X (i.e., N60SGMX); see below. For list pricing, use your electronic specification tool or contact customer service

**TO ORDER CONTRASTING FABRIC, SPECIFY:**

1. Model Number plus "X"
2. Back Fabric Grade Number/Cover Number
3. Seat Fabric Grade Number/Cover Number
4. Frame Color
5. Arm Color
6. Glides



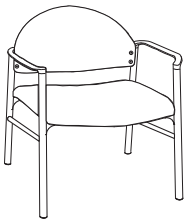
Contrasting Fabric

**TO ORDER, SPECIFY:**

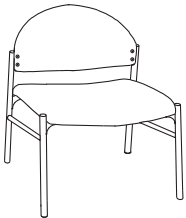
1. Model Number
2. Fabric Grade Number
3. Cover Number
4. Finish (when applicable)
5. Frame Color
6. Arm Color
7. Glides

• See page 439 for Tag options

**27" BARIATRIC  
WOOD ARC BACK  
(MID-SIZED)**



Arms



Armless

**MODEL  
NO.**

**GRADE / LIST PRICE**

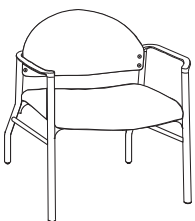
		1	2/COM	3/COL	4	5	6	7	L7	L8
N60EMW	Arms	\$ 1114	1134	1143	1157	1172	1200	1235	1404	1458
N60PMW	Armless	1114	1134	1143	1157	1172	1200	1235	1404	1458

**DIMENSIONS**


Arm Width	27¼	Seat Height	18¼	Arm Height	25	Arm Weight	30	
Armless Width	23½	Seat Depth	17¼	Back Height	15	Armless Weight	29	
Depth	21¾	Seat Width	22	Back Width	22	Cubic Ft.	15.5	
Height	31							

- Platinum Metallic option available
- Meets 500 lb. weight load

**WALL SAVER  
27" BARIATRIC  
WOOD ARC BACK  
(MID-SIZED)**



Arms



Armless

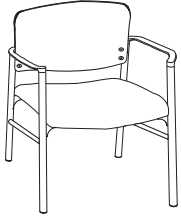
		1	2/COM	3/COL	4	5	6	7	L7	L8
N60SEMW	Arms	\$ 1208	1228	1237	1251	1266	1294	1329	1498	1552
N60SPMW	Armless	1208	1228	1237	1251	1266	1294	1329	1498	1552

**DIMENSIONS**

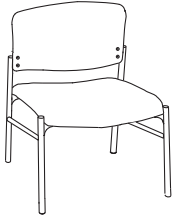
Arm Width	27¼	Seat Height	18¼	Arm Height	25	Arm Weight	30	
Armless Width	23½	Seat Depth	17¼	Back Height	15	Armless Weight	29	
Depth	22¾	Seat Width	22	Back Width	22	Cubic Ft.	15.5	
Height	31							

- Platinum Metallic option available
- Meets 500 lb. weight load

**27" BARIATRIC  
WOOD SQUARE BACK  
(MID-SIZED)**



Arms



Armless

**MODEL  
NO.**

**GRADE / LIST PRICE**

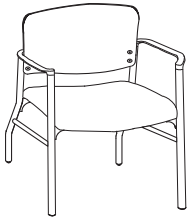
		1	2/COM	3/COL	4	5	6	7	L7	L8
N60GMW	Arms	\$ 1114	1134	1143	1157	1172	1200	1235	1404	1458
N60RMW	Armless	1114	1134	1143	1157	1172	1200	1235	1404	1458

**DIMENSIONS**

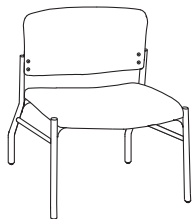
Arm Width	27¼	Seat Height	18¼	Arm Height	25	Arm Weight	30
Armless Width	23½	Seat Depth	17¼	Back Height	15	Armless Weight	29
Depth	21¾	Seat Width	22	Back Width	22	Cubic Ft.	15.5
Height	31						

- Platinum Metallic option available
- Meets 500 lb. weight load

**WALL SAVER  
27" BARIATRIC  
WOOD SQUARE BACK  
(MID-SIZED)**



Arms



Armless

		1	2/COM	3/COL	4	5	6	7	L7	L8
N60SGMW	Arms	\$ 1208	1228	1237	1251	1266	1294	1329	1498	1552
N60SRMW	Armless	1208	1228	1237	1251	1266	1294	1329	1498	1552

**DIMENSIONS**

Arm Width	27¼	Seat Height	18¼	Arm Height	25	Arm Weight	30
Armless Width	23½	Seat Depth	17¼	Back Height	15	Armless Weight	29
Depth	22¾	Seat Width	22	Back Width	22	Cubic Ft.	15.5
Height	31						

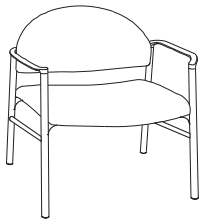
- Platinum Metallic option available
- Meets 500 lb. weight load

**TO ORDER, SPECIFY:**

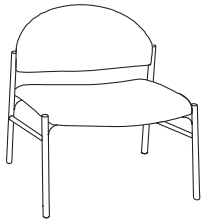
1. Model Number
2. Fabric Grade Number
3. Cover Number
4. Finish (when applicable)
5. Frame Color
6. Arm Color
7. Glides

• See page 439 for Tag options

**35" BARIATRIC  
UPHOLSTERED ARC BACK  
(STANDARD)**



Arms



Armless

**MODEL  
NO.**

**GRADE / LIST PRICE**

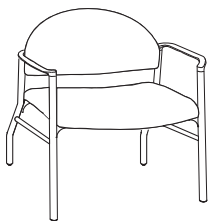
		1	2/COM	3/COL	4	5	6	7	L7	L8
N60EE	Arms	\$ 1025	1065	1083	1111	1142	1196	1267	1604	1713
N60PP	Armless	1025	1065	1083	1111	1142	1196	1267	1604	1713

**DIMENSIONS**


Arm Width	35	Seat Height	18¾	Arm Height	25	Arm Weight	35
Armless Width	31¾	Seat Depth	17¾	Back Height	15	Armless Weight	34
Depth	21¾	Seat Width	30	Back Width	30	Cubic Ft.	20.8
Height	31						

- Platinum Metallic option available
- Meets 500 lb. weight load
- Contrasting fabric option – specify X (i.e., N60EEX); see below. For list pricing, use your electronic specification tool or contact customer service

**WALL SAVER  
35" BARIATRIC  
UPHOLSTERED ARC BACK  
(STANDARD)**



Arms



Armless

		1	2/COM	3/COL	4	5	6	7	L7	L8
N60SEE	Arms	\$ 1119	1159	1177	1205	1236	1290	1361	1698	1807
N60SPP	Armless	1119	1159	1177	1205	1236	1290	1361	1698	1807

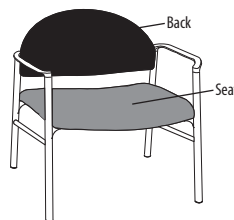
**DIMENSIONS**

Arm Width	35	Seat Height	18¾	Arm Height	25	Arm Weight	35
Armless Width	31¾	Seat Depth	17¾	Back Height	15	Armless Weight	34
Depth	22¾	Seat Width	30	Back Width	30	Cubic Ft.	20.8
Height	31						

- Platinum Metallic option available
- Meets 500 lb. weight load
- Contrasting fabric option – specify X (i.e., N60SEEX); see below. For list pricing, use your electronic specification tool or contact customer service

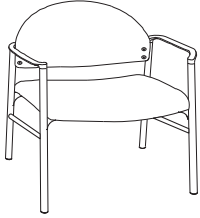
**TO ORDER CONTRASTING FABRIC, SPECIFY:**

1. Model Number plus "X"
2. Back Fabric Grade Number/Cover Number
3. Seat Fabric Grade Number/Cover Number
4. Frame Color
5. Arm Color
6. Glides

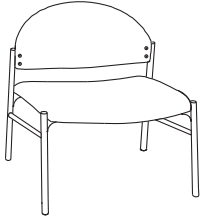


Contrasting Fabric

**35" BARIATRIC  
WOOD ARC BACK  
(STANDARD)**



Arms



Armless

**MODEL  
NO.**

**GRADE / LIST PRICE**

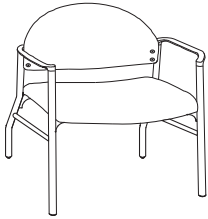
		1	2/COM	3/COL	4	5	6	7	L7	L8
N60EW	Arms	\$ 1279	1319	1337	1365	1396	1450	1521	1858	1967
N60PW	Armless	1279	1319	1337	1365	1396	1450	1521	1858	1967

**DIMENSIONS**

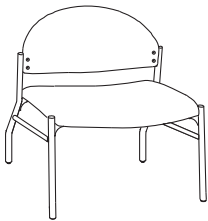
Arm Width	35	Seat Height	18¾	Arm Height	25	Arm Weight	35
Armless Width	31¼	Seat Depth	17¼	Back Height	15	Armless Weight	34
Depth	21¾	Seat Width	30	Back Width	30	Cubic Ft.	20.8
Height	31						

- Platinum Metallic option available
- Meets 500 lb. weight load

**WALL SAVER  
35" BARIATRIC  
WOOD ARC BACK  
(STANDARD)**



Arms



Armless

		1	2/COM	3/COL	4	5	6	7	L7	L8
N60SEEW	Arms	\$ 1371	1411	1429	1457	1488	1542	1613	1950	2059
N60SPPW	Armless	1371	1411	1429	1457	1488	1542	1613	1950	2059

**DIMENSIONS**

Arm Width	35	Seat Height	18¾	Arm Height	25	Arm Weight	35
Armless Width	31¼	Seat Depth	17¼	Back Height	15	Armless Weight	34
Depth	22¾	Seat Width	30	Back Width	30	Cubic Ft.	20.8
Height	31						

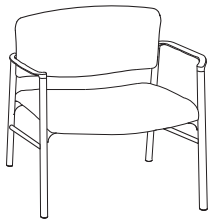
- Platinum Metallic option available
- Meets 500 lb. weight load

**TO ORDER, SPECIFY:**

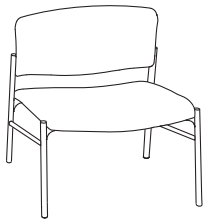
1. Model Number
2. Fabric Grade Number
3. Cover Number
4. Finish (when applicable)
5. Frame Color
6. Arm Color
7. Glides

• See page 439 for Tag options

**35" BARIATRIC UPHOLSTERED SQUARE BACK (STANDARD)**



Arms



Armless

**MODEL NO.**

**GRADE / LIST PRICE**


		1	2/COM	3/COL	4	5	6	7	L7	L8
N60GG	Arms	\$ 1086	1126	1144	1172	1203	1257	1328	1665	1774
N60RR	Armless	1086	1126	1144	1172	1203	1257	1328	1665	1774

**DIMENSIONS**

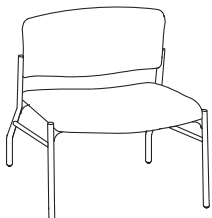
Arm Width	35	Seat Height	18¾	Arm Height	25	Arm Weight	35
Armless Width	31¾	Seat Depth	17¾	Back Height	15	Armless Weight	34
Depth	21¾	Seat Width	30	Back Width	30	Cubic Ft.	20.8
Height	31						

- Platinum Metallic option available
- Meets 500 lb. weight load
- Contrasting fabric option – specify X (i.e., N60GGX); see below. For list pricing, use your electronic specification tool or contact customer service

**WALL SAVER 35" BARIATRIC UPHOLSTERED SQUARE BACK (STANDARD)**



Arms



Armless

		1	2/COM	3/COL	4	5	6	7	L7	L8
N60SGG	Arms	\$ 1178	1218	1236	1264	1295	1349	1420	1757	1866
N60SRR	Armless	1178	1218	1236	1264	1295	1349	1420	1757	1866

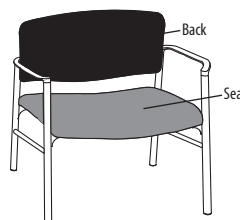
**DIMENSIONS**

Arm Width	35	Seat Height	18¾	Arm Height	25	Arm Weight	35
Armless Width	31¾	Seat Depth	17¾	Back Height	15	Armless Weight	34
Depth	22¾	Seat Width	30	Back Width	30	Cubic Ft.	20.8
Height	31						

- Platinum Metallic option available
- Meets 500 lb. weight load
- Contrasting fabric option – specify X (i.e., N60SGGX); see below. For list pricing, use your electronic specification tool or contact customer service

**TO ORDER CONTRASTING FABRIC, SPECIFY:**

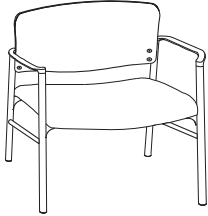
1. Model Number plus "X"
2. Back Fabric Grade Number/Cover Number
3. Seat Fabric Grade Number/Cover Number
4. Frame Color
5. Arm Color
6. Glides




Contrasting Fabric



**35" BARIATRIC  
WOOD SQUARE BACK  
(STANDARD)**



Arms



Armless

**MODEL  
NO.**

**GRADE / LIST PRICE**


		1	2/COM	3/COL	4	5	6	7	L7	L8
N60GW	Arms	\$ 1279	1319	1337	1365	1396	1450	1521	1858	1967
N60RW	Armless	1279	1319	1337	1365	1396	1450	1521	1858	1967

**DIMENSIONS**


Arm Width	35	Seat Height	18¾	Arm Height	25	Arm Weight	35
Armless Width	31¼	Seat Depth	17¾	Back Height	15	Armless Weight	34
Depth	21¾	Seat Width	30	Back Width	30	Cubic Ft.	20.8
Height	31						

- Platinum Metallic option available
- Meets 500 lb. weight load

**WALL SAVER  
35" BARIATRIC  
WOOD SQUARE BACK  
(STANDARD)**



Arms



Armless

		1	2/COM	3/COL	4	5	6	7	L7	L8
N60SGGW	Arms	\$ 1371	1411	1429	1457	1488	1542	1613	1950	2059
N60SRRW	Armless	1371	1411	1429	1457	1488	1542	1613	1950	2059

**DIMENSIONS**

Arm Width	35	Seat Height	18¾	Arm Height	25	Arm Weight	35
Armless Width	31¼	Seat Depth	17¾	Back Height	15	Armless Weight	34
Depth	22¾	Seat Width	30	Back Width	30	Cubic Ft.	20.8
Height	31						


- Platinum Metallic option available
- Meets 500 lb. weight load

**TO ORDER, SPECIFY:**

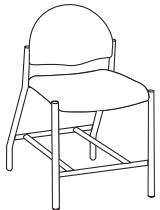
1. Model Number
2. Fabric Grade Number
3. Cover Number
4. Wood Back Finish (when applicable)
5. Frame Color
6. Arm Color
7. Glides

• See page 439 for Tag options

**WALL SAVER  
COUNTER STOOL  
UPHOLSTERED ARC BACK**



Arms



Armless

**MODEL  
NO.**

**GRADE / LIST PRICE**


		1	2/COM	3/COL	4	5	6	7	L7	L8
N60SFA	Arms	\$ 731	754	763	780	797	827	867	1057	1118
N60SFB	Armless	704	727	736	753	770	800	840	1030	1091

**DIMENSIONS**

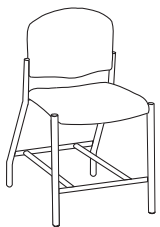
Arm Width	23	Seat Height	24	Arm Height	31¾	Arm Weight	29
Armless Width	20	Seat Depth	17½	Back Height	15¾	Armless Weight	28
Depth	23	Seat Width	18	Back Width	18	Cubic Ft.	17.3
Height	38						

- Platinum Metallic option available
- Contrasting fabric option – specify X (i.e., N60SFAX); see below. For list pricing, use your electronic specification tool or contact customer service

**WALL SAVER  
COUNTER STOOL  
UPHOLSTERED SQUARE  
BACK**



Arms



Armless

		1	2/COM	3/COL	4	5	6	7	L7	L8
N60SFC	Arms	\$ 794	819	830	848	867	901	945	1156	1224
N60SFD	Armless	765	790	801	819	838	872	916	1127	1195

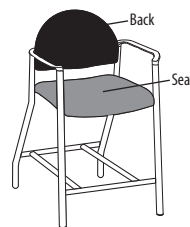
**DIMENSIONS**

Arm Width	23	Seat Height	24	Arm Height	31¾	Arm Weight	29
Armless Width	20	Seat Depth	17½	Back Height	15¾	Armless Weight	28
Depth	23	Seat Width	18	Back Width	18	Cubic Ft.	17.3
Height	38						

- Platinum Metallic option available
- Contrasting fabric option – specify X (i.e., N60SFCX); see below. For list pricing, use your electronic specification tool or contact customer service

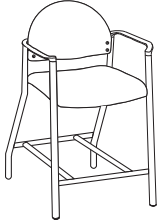
**TO ORDER CONTRASTING FABRIC, SPECIFY:**

1. Model Number plus "X"
2. Back Fabric Grade Number/Cover Number
3. Seat Fabric Grade Number/Cover Number
4. Frame Color
5. Arm Color
6. Glides

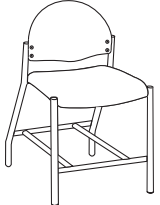


Contrasting Fabric

**WALL SAVER  
COUNTER STOOL  
WOOD ARC BACK**



Arms



Armless

**MODEL  
NO.**

**GRADE / LIST PRICE**

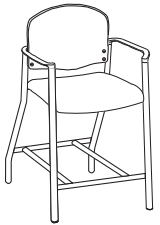
		1	2/COM	3/COL	4	5	6	7	L7	L8
N60SFAW	Arms	\$ 997	1020	1029	1046	1063	1093	1133	1323	1384
N60SFBW	Armless	969	992	1001	1018	1035	1065	1105	1295	1356

**DIMENSIONS**

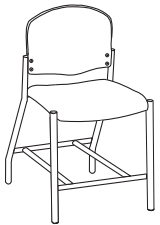
Arm Width	23	Seat Height	24	Arm Height	31¾	Arm Weight	29
Armless Width	20	Seat Depth	17½	Back Height	15¾	Armless Weight	28
Depth	23	Seat Width	18	Back Width	18	Cubic Ft.	17.3
Height	38						

- Platinum Metallic option available

**WALL SAVER  
COUNTER STOOL  
WOOD SQUARE BACK**



Arms



Armless

		1	2/COM	3/COL	4	5	6	7	L7	L8
N60SFCW	Arms	\$ 997	1020	1029	1046	1063	1093	1133	1323	1384
N60SFDW	Armless	969	992	1001	1018	1035	1065	1105	1295	1356

**DIMENSIONS**

Arm Width	23	Seat Height	24	Arm Height	31¾	Arm Weight	29
Armless Width	20	Seat Depth	17½	Back Height	15¾	Armless Weight	28
Depth	23	Seat Width	18	Back Width	18	Cubic Ft.	17.3
Height	38						

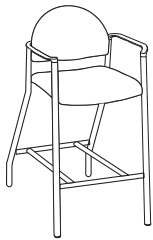
- Platinum Metallic option available

**TO ORDER, SPECIFY:**

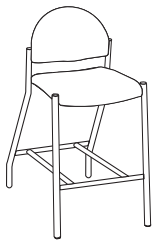
1. Model Number
2. Fabric Grade Number
3. Cover Number
4. Wood Back Finish (when applicable)
5. Frame Color
6. Arm Color
7. Glides

• See page 439 for Tag options

**WALL SAVER  
BARSTOOL  
UPHOLSTERED ARC BACK**



Arms



Armless

**MODEL  
NO.**

**GRADE / LIST PRICE**

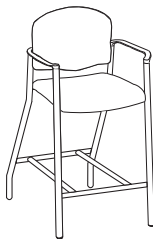
			1	2/COM	3/COL	4	5	6	7	L7	L8
N60STA	Arms	\$	731	754	763	780	797	827	867	1057	1118
N60STB	Armless		704	727	736	753	770	800	840	1030	1091

**DIMENSIONS**

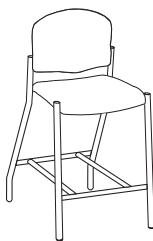
Arm Width	23	Seat Height	30¼	Arm Height	37¾	Arm Weight	32
Armless Width	20	Seat Depth	17½	Back Height	15¾	Armless Weight	31
Depth	23	Seat Width	18	Back Width	18	Cubic Ft.	20.8
Height	44						

- Platinum Metallic option available
- Contrasting fabric option – specify X (i.e., N60STAX); see below. For list pricing, use your electronic specification tool or contact customer service

**WALL SAVER  
BARSTOOL  
UPHOLSTERED  
SQUARE BACK**



Arms



Armless

			1	2/COM	3/COL	4	5	6	7	L7	L8
N60STC	Arms	\$	794	819	830	848	867	901	945	1156	1224
N60STD	Armless		765	790	801	819	838	872	916	1127	1195

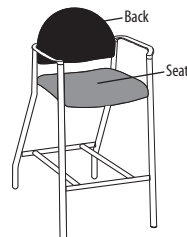
**DIMENSIONS**

Arm Width	23	Seat Height	30¼	Arm Height	37¾	Arm Weight	32
Armless Width	20	Seat Depth	17½	Back Height	15¾	Armless Weight	31
Depth	23	Seat Width	18	Back Width	18	Cubic Ft.	20.8
Height	44						

- Platinum Metallic option available
- Contrasting fabric option – specify X (i.e., N60STCX); see below. For list pricing, use your electronic specification tool or contact customer service

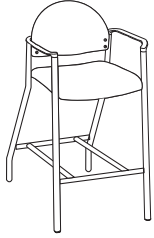
**TO ORDER CONTRASTING FABRIC, SPECIFY:**

1. Model Number plus "X"
2. Back Fabric Grade Number/Cover Number
3. Seat Fabric Grade Number/Cover Number
4. Frame Color
5. Arm Color
6. Glides

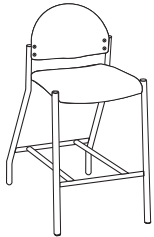


Contrasting Fabric

**WALL SAVER  
BARSTOOL  
WOOD ARC BACK**



Arms



Armless

**MODEL  
NO.**

**GRADE / LIST PRICE**

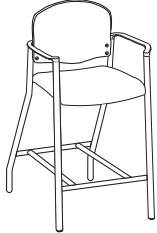
		1	2/COM	3/COL	4	5	6	7	L7	L8
N60STAW	Arms	\$ 997	1020	1029	1046	1063	1093	1133	1323	1384
N60STBW	Armless	969	992	1001	1018	1035	1065	1105	1295	1356

**DIMENSIONS**

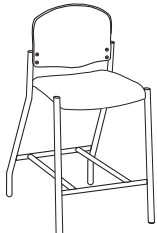
Arm Width	23	Seat Height	30¼	Arm Height	37¼	Arm Weight	32
Armless Width	20	Seat Depth	17½	Back Height	15¼	Armless Weight	31
Depth	23	Seat Width	18	Back Width	18	Cubic Ft.	20.8
Height	44						

- Platinum Metallic option available

**WALL SAVER  
BARSTOOL  
WOOD SQUARE BACK**



Arms



Armless

		1	2/COM	3/COL	4	5	6	7	L7	L8
N60STCW	Arms	\$ 997	1020	1029	1046	1063	1093	1133	1323	1384
N60STDW	Armless	969	992	1001	1018	1035	1065	1105	1295	1356

**DIMENSIONS**

Arm Width	23	Seat Height	30¼	Arm Height	37¼	Arm Weight	32
Armless Width	20	Seat Depth	17½	Back Height	15¼	Armless Weight	31
Depth	23	Seat Width	18	Back Width	18	Cubic Ft.	20.8
Height	44						

- Platinum Metallic option available

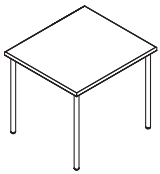
To You In  
**10 DAYS**  
...or Less

Shaded model numbers are available on our "To You in 10 Days or Less" Quick Delivery program and will be delivered within 10 days.

**TO ORDER, SPECIFY:**

1. Model Number
  2. Finish Designator
  3. Frame Color
- See page 439 for Tag options

**END TABLE**



**MODEL NO. GRADE / LIST PRICE**

N60SGW Wood Top \$ 573

N60SGL Laminate Top \$ 483

**DIMENSIONS**

Width	20	Weight	20
Depth	18	Cubic Ft.	6.1
Height	17¾		

- Platinum Metallic option available

**CORNER TABLE**



N60SHW Wood Top \$ 808

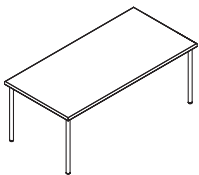
N60SHL Laminate Top \$ 718

**DIMENSIONS**

Width	28	Weight	24
Depth	28	Cubic Ft.	11.5
Height	17¾		

- Platinum Metallic option available

**MAGAZINE TABLE**



N60SKW Wood Top \$ 784

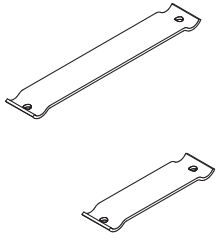
N60SKL Laminate Top \$ 693

**DIMENSIONS**

Width	39¾	Weight	24
Depth	19¾	Cubic Ft.	10.7
Height	16		

- Platinum Metallic option available

**METAL GANGING BRACKETS**



**MODEL NO.**

**GRADE / LIST PRICE**

N60SJ	Arm-to-Arm Connection	\$ 70
N60SL	Armless-to-Armless Connection	70

**DIMENSIONS N60SJ**

Width	1½
Depth	9¼
Height	¾

Weight	1
Cubic Ft.	0.01

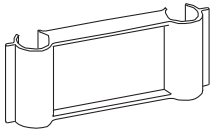
**DIMENSIONS N60SL**

Width	1½
Depth	7⅞
Height	¾

Weight	1
Cubic Ft.	0.01

- Specify model number only
- N60SL also is used for arm-to-table connection and armless-to-table connection
- 2 brackets come for each connection
- Arm-to-arm connection separates seats by approximately 5½"
- Armless-to-armless connection separates seats by approximately 4"

**GANGING BRACKET**



**Quick Delivery Model: QN60GB**

N60GB	Plastic	\$ 54
-------	---------	-------


**DIMENSIONS**

Width	5¾
Depth	1
Height	2

Weight	1
Cubic Ft.	0.01

- Specify model number only
- 1 pair is required for each ganging connection
- Sold in packages of 5 pairs
- Used to gang like models
- If chair is purchased on same order, brackets will be shipped inside chair carton
- Standard black

**TRANSPORT DOLLY**



N60DO		\$ 547
-------	--	--------

**DIMENSIONS**

Width	19
Depth	32½
Height	44¾

Weight	21
Cubic Ft.	10

- Specify model number only
- Accommodates 6 stacked chairs
- Green powder coat finish
- Does not ship in a carton

TAG





# COM YARDAGE REQUIREMENTS

## COM YARDAGE REQUIREMENTS (54" WIDTH – CUT UP THE ROLL)

MODEL	RAILROADED Contact customer service 800-482-1717 for ydg requirements	NON DIRECTIONAL OR SOLID	1"-4" REPEAT	5"-11" REPEAT	12"-18" REPEAT	COL SQUARE FEET
			4" VERTICAL X 4" HORIZONTAL	11" VERTICAL X 11" HORIZONTAL	18" VERTICAL X 18" HORIZONTAL	
N10BBRD48		4.40				87.5
N10BBTS55		3.50				67.5
N10FPSQ2424		1.40	3.00	4.30	6.00	27.7
N10FPSQ2424X	Seat	0.90	1.00	1.50	1.50	16.1
	Upholstery	0.90	2.00	3.30	5.30	16.7
	Piping	0.30	0.30	0.30	0.30	6.0
N10FPSQ3030		2.20	3.00	4.30	6.00	43.2
N10FPSQ3030X	Seat	1.00	1.30	1.50	1.50	20.0
	Upholstery	1.40	2.00	3.30	5.30	26.6
	Piping	1.90	1.90	1.90	1.90	8.0
N10FPSQ3636		2.40	3.00	4.30	7.30	47.6
N10FPSQ3636X	Seat	1.20	1.30	1.50	2.30	23.3
	Upholstery	1.40	2.00	3.30	5.80	26.6
	Piping	2.20	2.20	2.20	2.20	10.0
N10PBL1806		0.60	0.70	0.70	0.90	12
N10PBL1806X	Upholstery	0.60	0.70	0.70	0.90	6
	Accent	0.30	0.30	0.50	0.70	3
N10PBL1806P		0.60	0.70	0.70	0.90	12
N10PBL1806PX	Upholstery	0.60	0.70	0.70	0.90	6
	Piping	0.10	0.10	0.10	0.10	2
	Accent	0.30	0.30	0.50	0.70	3
N10PSQ1414		0.60	0.70	0.70	0.80	12
N10PSQ1414X	Upholstery	0.60	0.70	0.70	0.80	6
	Back	0.60	0.70	0.70	0.80	6
N10PSQ1414P		0.70	0.70	0.70	0.80	14
N10PSQ1414PX	Upholstery	0.60	0.70	0.70	0.80	6
	Back	0.60	0.70	0.70	0.80	6
	Piping	0.10	0.10	0.10	0.10	2
N10PSQ1414B		0.60	0.70	0.70	0.80	12
N10PSQ1414BX	Upholstery	0.60	0.70	0.70	0.80	6
	Back	0.60	0.70	0.70	0.80	6
	Accent	0.10	0.10	0.10	0.10	1
N10PSQ1414BP		0.70	0.70	0.70	0.80	14
N10PSQ1414BPX	Upholstery	0.60	0.70	0.70	0.80	6
	Back	0.60	0.70	0.70	0.80	6
	Piping	0.10	0.10	0.10	0.10	2
	Accent	0.10	0.10	0.10	0.10	1
N10PSQ1616		0.70	0.80	1.10	2.00	13
N10PSQ1616X	Upholstery	0.70	0.80	1.10	1.30	7
	Back	0.70	0.80	1.10	1.30	7
N10PSQ1616P		0.70	1.10	1.10	2.00	14
N10PSQ1616PX	Upholstery	0.70	0.80	1.10	1.30	7
	Back	0.70	0.80	1.10	1.30	7
	Piping	0.20	0.20	0.20	0.20	4
N10PSQ1616B		0.70	0.80	1.10	2.00	13
N10PSQ1616BX	Upholstery	0.70	0.80	1.10	1.30	7
	Back	0.70	0.80	1.10	1.30	7
	Accent	0.20	0.20	0.20	0.20	1
N10PSQ1616BP		0.70	0.80	1.10	2.00	14
N10PSQ1616PBX	Upholstery	0.70	0.80	1.10	1.30	7
	Back	0.70	0.80	1.10	1.30	7
	Piping	0.20	0.20	0.20	0.20	4
	Accent	0.20	0.20	0.20	0.20	1
N10PSQ1818		0.70	0.90	1.70	2.40	14
N10PSQ1818X	Upholstery	0.70	0.90	1.00	1.30	8
	Back	0.70	0.90	1.00	1.30	8
N10PSQ1818P		0.80	0.90	1.70	2.40	13

COM YARDAGE

## COM YARDAGE REQUIREMENTS

### COM YARDAGE REQUIREMENTS (54" WIDTH – CUT UP THE ROLL)

MODEL	RAILOADED Contact customer service 800-482-1717 for ydg requirements	NON DIRECTIONAL OR SOLID	1"-4" REPEAT	5"-11" REPEAT	12"-18" REPEAT	COL SQUARE FEET
			4" VERTICAL X 4" HORIZONTAL	11" VERTICAL X 11" HORIZONTAL	18" VERTICAL X 18" HORIZONTAL	
N10PSQ1818PX	Upholstery	0.70	0.90	1.00	1.30	8
	Back	0.70	0.90	1.00	1.30	8
	Piping	0.20	0.20	0.20	0.20	4
N10PSQ1818B		0.70	0.90	1.70	2.40	14
N10PSQ1818BX	Upholstery	0.70	0.90	1.00	1.30	8
	Back	0.70	0.90	1.00	1.30	8
	Accent	0.20	0.20	0.20	0.20	1
N10PSQ1818BP		0.80	0.90	1.70	2.40	15
N10PSQ1818PBX	Upholstery	0.70	0.90	1.00	1.30	8
	Back	0.70	0.90	1.00	1.30	8
	Piping	0.20	0.20	0.20	0.20	13
	Accent	0.20	0.20	0.20	0.20	1
N10PRT1508		0.40	0.50	0.60	1.30	8
N10PRT1508X	Upholstery	0.40	0.50	0.60	0.80	4
	Back	0.40	0.50	0.60	0.80	4
N10PRT1508L, N10PRT1508R, N10PRT1508C		0.40	0.50	0.60	1.30	8
N10PRT1508LX, N10PRT1508RX, N10PRT1508CX	Upholstery	0.40	0.50	0.60	0.80	4
	Back	0.40	0.50	0.60	0.80	4
	Accent	0.40	0.50	0.60	0.80	4
N10PRT1508P		0.50	0.50	0.60	1.30	10
N10PRT1508PX	Upholstery	0.40	0.50	0.60	0.80	4
	Back	0.40	0.50	0.60	0.80	4
	Piping	0.10	0.10	0.10	0.10	2
N10PRT1508LP, N10PRT1508RP, N10PRT1508CP		0.50	0.50	0.60	1.30	10
N10PRT1508LPX, N10PRT1508RPX, N10PRT1508CPX	Upholstery	0.40	0.50	0.60	0.80	4
	Back	0.40	0.50	0.60	0.80	4
	Piping	0.10	0.10	0.10	0.10	2
	Accent	0.40	0.50	0.60	0.80	4
N10PWD1816		0.90	1.20	1.50	1.80	18
N10PWD1816X	Upholstery	0.70	0.70	1.00	1.20	7
	Back	0.60	0.60	0.90	0.80	6
	Accent	0.60	0.60	0.90	0.80	6
N10PWD2116		1.10	1.20	1.50	1.80	22
N10PWD2116X	Upholstery	0.70	0.70	1.00	1.20	7
	Back	0.60	0.60	0.90	0.80	6
	Accent	0.60	0.60	0.90	0.80	6
N10PWD2416		1.20	1.50	1.90	1.80	24
N10PWD2416X	Upholstery	0.70	0.70	1.00	1.20	7
	Back	0.60	0.60	0.90	0.80	6
	Accent	0.60	0.60	0.90	0.80	6
N10PBL1806		0.60	0.70	0.70	0.90	12
N10PBL1806X	Upholstery	0.60	0.70	0.70	0.90	6
	Accent	0.30	0.30	0.50	0.70	3
N10PBL1806P		0.60	0.70	0.70	0.90	12
N10PBL1806PX	Upholstery	0.60	0.70	0.70	0.90	6
	Piping	0.10	0.10	0.10	0.10	2
	Accent	0.30	0.30	0.50	0.70	3
N12AAC(S)		1.20	1.50	1.90	2.10	24
N12AAY		1.20	1.50	1.90	2.10	24
N12AR		1.20	1.50	1.90	2.10	24
N12ARS		1.20	1.50	1.90	2.10	24
N12ARY		1.20	1.50	1.90	2.10	24
N12BBC(S)		1.50	1.70	2.00	3.00	31

COM YARDAGE

## COM YARDAGE REQUIREMENTS

### COM YARDAGE REQUIREMENTS (54" WIDTH – CUT UP THE ROLL)

MODEL	RAILOADED Contact customer service 800-482-1717 for ydg requirements	NON DIRECTIONAL OR SOLID	1"-4" REPEAT	5"-11" REPEAT	12"-18" REPEAT	COL SQUARE FEET
			4" VERTICAL X 4" HORIZONTAL	11" VERTICAL X 11" HORIZONTAL	18" VERTICAL X 18" HORIZONTAL	
N12BBY		1.50	1.70	2.00	3.00	31
N12BR		1.50	1.70	2.00	3.00	31
N12BRS		1.50	1.70	2.00	3.00	31
N12BRY		1.50	1.70	2.00	3.00	31
N12CCC(S)		1.20	1.50	1.90	2.10	24
N12CCY		1.20	1.50	1.90	2.10	24
N12CR		1.20	1.50	1.90	2.10	24
N12CRS		1.20	1.50	1.90	2.10	24
N12CRY		1.20	1.50	1.90	2.10	24
N12DDC(S)		1.50	1.70	2.00	3.00	31
N12DDY		1.50	1.70	2.00	3.00	31
N12DR		1.50	1.70	2.00	3.00	31
N12DRS		1.50	1.70	2.00	3.00	31
N12DRY		1.50	1.70	2.00	3.00	31
N12EEC(S)		1.30	1.50	2.00	2.10	26
N12ER		1.30	1.50	2.00	2.10	26
N12ERS		1.30	1.50	2.00	2.10	26
N12HHC(S)		1.60	1.70	2.50	3.00	33
N12HR		1.60	1.70	2.50	3.00	33
N12HRS		1.60	1.70	2.50	3.00	33
N12JJC(S)		1.20	1.50	1.90	2.10	24
N12JJCE		1.20	1.50	1.90	2.10	24
N12JJCES		1.20	1.50	1.90	2.10	24
N12JJY		1.20	1.50	1.90	2.10	24
N12JJYE		1.20	1.50	1.90	2.10	24
N12JR		1.20	1.50	1.90	2.10	24
N12JRE		1.20	1.50	1.90	2.10	24
N12JRES		1.20	1.50	1.90	2.10	24
N12JRS		1.20	1.50	1.90	2.10	24
N12JRY		1.20	1.50	1.90	2.10	24
N12JRYE		1.20	1.50	1.90	2.10	24
N12KKC(S)		1.50	1.70	2.00	3.00	31
N12KKCE		1.50	1.70	2.00	3.00	31
N12KKCES		1.50	1.70	2.00	3.00	31
N12KKY		1.50	1.70	2.00	3.00	31
N12KKYE		1.50	1.70	2.00	3.00	31
N12KR		1.50	1.70	2.00	3.00	31
N12KRE		1.50	1.70	2.00	3.00	31
N12KRES		1.50	1.70	2.00	3.00	31
N12KRS		1.50	1.70	2.00	3.00	31
N12KRY		1.50	1.70	2.00	3.00	31
N12KRYE		1.50	1.70	2.00	3.00	31
N12MMC(S)		1.30	1.50	2.00	2.10	26
N12MMCE		1.30	1.50	2.00	2.10	26
N12MMCES		1.30	1.50	2.00	2.10	26
N12MR		1.30	1.50	2.00	2.10	26
N12MRE		1.30	1.50	2.00	2.10	26
N12MRES		1.30	1.50	2.00	2.10	26
N12MRS		1.30	1.50	2.00	2.10	26
N12PPC(S)		1.60	1.70	2.50	3.00	33
N12PPCE		1.60	1.70	2.50	3.00	33
N12PPCES		1.60	1.70	2.50	3.00	33

## COM YARDAGE REQUIREMENTS

### COM YARDAGE REQUIREMENTS (54" WIDTH – CUT UP THE ROLL)

MODEL	RAILROADED Contact customer service 800-482-1717 for ydg requirements	NON DIRECTIONAL OR SOLID	1"-4" REPEAT	5"-11" REPEAT	12"-18" REPEAT	COL SQUARE FEET
	4" VERTICAL X 4" HORIZONTAL		11" VERTICAL X 11" HORIZONTAL	18" VERTICAL X 18" HORIZONTAL		
N12PR		1.60	1.70	2.50	3.00	33
N12PRE		1.60	1.70	2.50	3.00	33
N12PRES		1.60	1.70	2.50	3.00	33
N12PRS		1.60	1.70	2.50	3.00	33
N12QQ		1.40	1.60	2.20	3.00	28
N12RR		1.10	1.50	1.90	2.00	22
N13CCC(S)		1.20	1.50	1.90	2.10	24
N13CCY		1.20	1.50	1.90	2.10	24
N13CR		1.20	1.50	1.90	2.10	24
N13CRS		1.20	1.50	1.90	2.10	24
N13CRY		1.20	1.50	1.90	2.10	24
N13DDC(S)		1.50	1.70	2.00	3.00	31
N13DDY		1.50	1.70	2.00	3.00	31
N13DR		1.50	1.70	2.00	3.00	31
N13DRS		1.50	1.70	2.00	3.00	31
N13DRY		1.50	1.70	2.00	3.00	31
N13EEC(S)		1.30	1.50	2.00	2.10	26
N13ER		1.30	1.50	2.00	2.10	26
N13ERS		1.30	1.50	2.00	2.10	26
N13HHC(S)		1.60	1.70	2.50	3.00	33
N13HR		1.60	1.70	2.50	3.00	33
N13HRS		1.60	1.70	2.50	3.00	33
N13JJC(S)		1.20	1.50	1.90	2.10	24
N13JJY		1.20	1.50	1.90	2.10	24
N13JR		1.20	1.50	1.90	2.10	24
N13JRS		1.20	1.50	1.90	2.10	24
N13JRY		1.20	1.50	1.90	2.10	24
N13KKC(S)		1.50	1.70	2.00	3.00	31
N13KKY		1.50	1.70	2.00	3.00	31
N13KR		1.50	1.70	2.00	3.00	31
N13KRS		1.50	1.70	2.00	3.00	31
N13KRY		1.50	1.70	2.00	3.00	31
N13MMC(S)		1.30	1.50	2.00	2.10	26
N13MR		1.30	1.50	2.00	2.10	26
N13MRS		1.30	1.50	2.00	2.10	26
N13PPC(S)		1.60	1.70	2.50	3.00	33
N13PR		1.60	1.70	2.50	3.00	33
N13PRS		1.60	1.70	2.50	3.00	33
N14AAC(S)		1.20	1.50	1.90	2.10	24
N14AAY		1.20	1.50	1.90	2.10	24
N14AR		1.20	1.50	1.90	2.10	24
N14ARS		1.20	1.50	1.90	2.10	24
N14ARY		1.20	1.50	1.90	2.10	24
N14BBC(S)		1.50	1.70	2.00	3.00	31
N14BBY		1.50	1.70	2.00	3.00	31
N14BR		1.50	1.70	2.00	3.00	31
N14BRS		1.50	1.70	2.00	3.00	31
N14BRY		1.50	1.70	2.00	3.00	31
N14CCC(S)		1.20	1.50	1.90	2.10	24
N14CCY		1.20	1.50	1.90	2.10	24
N14CR		1.20	1.50	1.90	2.10	24
N14CRS		1.20	1.50	1.90	2.10	24

COM YARDAGE

## COM YARDAGE REQUIREMENTS

### COM YARDAGE REQUIREMENTS (54" WIDTH – CUT UP THE ROLL)

MODEL	RAILROADED Contact customer service 800-482-1717 for ydg requirements	NON DIRECTIONAL OR SOLID	1"-4" REPEAT	5"-11" REPEAT	12"-18" REPEAT	COL SQUARE FEET
			4" VERTICAL X 4" HORIZONTAL	11" VERTICAL X 11" HORIZONTAL	18" VERTICAL X 18" HORIZONTAL	
N14CRY		1.20	1.50	1.90	2.10	24
N14DDC(S)		1.50	1.70	2.00	3.00	31
N14DDY		1.50	1.70	2.00	3.00	31
N14DR		1.50	1.70	2.00	3.00	31
N14DRS		1.50	1.70	2.00	3.00	31
N14DRY		1.50	1.70	2.00	3.00	31
N14EEC(S)		1.30	1.50	2.00	2.10	26
N14ER		1.30	1.50	2.00	2.10	26
N14ERS		1.30	1.50	2.00	2.10	26
N14HHC(S)		1.60	1.70	2.50	3.00	33
N14HR		1.60	1.70	2.50	3.00	33
N14HRS		1.60	1.70	2.50	3.00	33
N14JJC(S)		1.20	1.50	1.90	2.10	24
N14JJY		1.20	1.50	1.90	2.10	24
N14JR		1.20	1.50	1.90	2.10	24
N14JRS		1.20	1.50	1.90	2.10	24
N14JRY		1.20	1.50	1.90	2.10	24
N14KKC(S)		1.50	1.70	2.00	3.00	31
N14KKY		1.50	1.70	2.00	3.00	31
N14KR		1.50	1.70	2.00	3.00	31
N14KRS		1.50	1.70	2.00	3.00	31
N14KRY		1.50	1.70	2.00	3.00	31
N14MMC(S)		1.30	1.50	2.00	2.10	26
N14MR		1.30	1.50	2.00	2.10	26
N14MRS		1.30	1.50	2.00	2.10	26
N14PPC(S)		1.60	1.70	2.50	3.00	33
N14PR		1.60	1.70	2.50	3.00	33
N14PRS		1.60	1.70	2.50	3.00	33
N14QQ		1.40	1.60	2.20	3.00	28
N14RR		1.20	1.50	1.90	2.00	22
N15AAY		0.90	1.10	1.30	1.20	18
N15ARY		0.90	1.10	1.30	1.20	18
N15CCY		0.90	1.10	1.30	1.20	18
N15CRY		0.90	1.10	1.30	1.20	18
N15EE		0.90	1.10	1.30	1.20	18
N15EES		0.90	1.10	1.30	1.20	18
N15ER		0.90	1.10	1.30	1.20	18
N15ERS		0.90	1.10	1.30	1.20	18
N15GG		0.90	1.10	1.30	1.20	18
N15GGS		0.90	1.10	1.30	1.20	18
N15GR		0.90	1.10	1.30	1.20	18
N15GRS		0.90	1.10	1.30	1.20	18
N15HH		0.90	1.10	1.30	1.20	18
N15HHS		0.90	1.10	1.30	1.20	18
N15HR		0.90	1.10	1.30	1.20	18
N15HRS		0.90	1.10	1.30	1.20	18
N15JJY		0.90	1.10	1.30	1.20	18
N15JJYE		0.90	1.10	1.30	1.20	18
N15JRY		0.90	1.10	1.30	1.20	18
N15JRYE		0.90	1.10	1.30	1.20	18
N15LL		0.90	1.10	1.30	1.20	18
N15LLS		0.90	1.10	1.30	1.20	18

## COM YARDAGE REQUIREMENTS

### COM YARDAGE REQUIREMENTS (54" WIDTH – CUT UP THE ROLL)

MODEL	RAILROADED	NON DIRECTIONAL OR SOLID	1"-4" REPEAT	5"-11" REPEAT	12"-18" REPEAT	COL SQUARE FEET
	Contact customer service 800-482-1717 for ydg requirements		4" VERTICAL X 4" HORIZONTAL	11" VERTICAL X 11" HORIZONTAL	18" VERTICAL X 18" HORIZONTAL	
N15LR		0.90	1.10	1.30	1.20	18
N15LRS		0.90	1.10	1.30	1.20	18
N15MM		0.90	1.10	1.30	1.20	18
N15MME		0.90	1.10	1.30	1.20	18
N15MMES		0.90	1.10	1.30	1.20	18
N15MMS		0.90	1.10	1.30	1.20	18
N15MR		0.90	1.10	1.30	1.20	18
N15MRE		0.90	1.10	1.30	1.20	18
N15MRES		0.90	1.10	1.30	1.20	18
N15MRS		0.90	1.10	1.30	1.20	18
N15PP		0.90	1.10	1.30	1.20	18
N15PPE		0.90	1.10	1.30	1.20	18
N15PPES		0.90	1.10	1.30	1.20	18
N15PPS		0.90	1.10	1.30	1.20	18
N15PR		0.90	1.10	1.30	1.20	18
N15PRE		0.90	1.10	1.30	1.20	18
N15PRES		0.90	1.10	1.30	1.20	18
N15PRS		0.90	1.10	1.30	1.20	18
N15RR		0.90	1.00	1.20	1.10	18
N16CCY		0.90	1.10	1.30	1.20	18
N16CRY		0.90	1.10	1.30	1.20	18
N16EE		0.90	1.10	1.30	1.20	18
N16EES		0.90	1.10	1.30	1.20	18
N16ER		0.90	1.10	1.30	1.20	18
N16ERS		0.90	1.10	1.30	1.20	18
N16HH		0.90	1.10	1.30	1.20	18
N16HHS		0.90	1.10	1.30	1.20	18
N16HR		0.90	1.10	1.30	1.20	18
N16HRS		0.90	1.10	1.30	1.20	18
N16JJY		0.90	1.10	1.30	1.20	18
N16JRY		0.90	1.10	1.30	1.20	18
N16MM		0.90	1.10	1.30	1.20	18
N16MMS		0.90	1.10	1.30	1.20	18
N16MR		0.90	1.10	1.30	1.20	18
N16MRS		0.90	1.10	1.30	1.20	18
N16PP		0.90	1.10	1.30	1.20	18
N16PPS		0.90	1.10	1.30	1.20	18
N16PR		0.90	1.10	1.30	1.20	18
N16PRS		0.90	1.10	1.30	1.20	18
N17AAY		0.90	1.10	1.30	1.20	18
N17ARY		0.90	1.10	1.30	1.20	18
N17CCY		0.90	1.10	1.30	1.20	18
N17CRY		0.90	1.10	1.30	1.20	18
N17EE		0.90	1.10	1.30	1.20	18
N17EES		0.90	1.10	1.30	1.20	18
N17ER		0.90	1.10	1.30	1.20	18
N17ERS		0.90	1.10	1.30	1.20	18
N17GG		0.90	1.10	1.30	1.20	18
N17GGS		0.90	1.10	1.30	1.20	18
N17GR		0.90	1.10	1.30	1.20	18
N17GRS		0.90	1.10	1.30	1.20	18
N17HH		0.90	1.10	1.30	1.20	18

COM YARDAGE

# COM YARDAGE REQUIREMENTS

## COM YARDAGE REQUIREMENTS (54" WIDTH – CUT UP THE ROLL)

MODEL	RAILROADED	NON DIRECTIONAL	1"-4" REPEAT	5"-11" REPEAT	12"-18" REPEAT	COL SQUARE FEET
	Contact customer service 800-482-1717 for ydg requirements	OR SOLID	4" VERTICAL X 4" HORIZONTAL	11" VERTICAL X 11" HORIZONTAL	18" VERTICAL X 18" HORIZONTAL	
N17HHS		0.90	1.10	1.30	1.20	18
N17HR		0.90	1.10	1.30	1.20	18
N17HRS		0.90	1.10	1.30	1.20	18
N17JJY		0.90	1.10	1.30	1.20	18
N17JRY		0.90	1.10	1.30	1.20	18
N17LL		0.90	1.10	1.30	1.20	18
N17LLS		0.90	1.10	1.30	1.20	18
N17LR		0.90	1.10	1.30	1.20	18
N17LRS		0.90	1.10	1.30	1.20	18
N17MM		0.90	1.10	1.30	1.20	18
N17MMS		0.90	1.10	1.30	1.20	18
N17MR		0.90	1.10	1.30	1.20	18
N17MRS		0.90	1.10	1.30	1.20	18
N17PP		0.90	1.10	1.30	1.20	18
N17PPS		0.90	1.10	1.30	1.20	18
N17PR		0.90	1.10	1.30	1.20	18
N17PRS		0.90	1.10	1.30	1.20	18
N17RR		0.90	1.00	1.20	1.10	18
N21AAUC, N21AAUG N21AATUC, N21AATUG N21BBUC, N21BBUG N21BBTUC, N21BBTUG N21CCUC, N21CCUG, N21UPH		0.70	0.70	0.70	0.90	7
N22HMM, N22HMA, N22HMMS, N22HMAS		0.90	1.10	1.40	2.40	18
N23AAC, N23AACY		0.90	1.80	2.00	2.00	18
N23BBC, N23BBCY		1.50	2.50	2.90	2.90	30
N23CCC, N23CCCY		0.90	1.80	2.00	2.00	18
N23CCCD		0.90	1.80	2.00	2.00	18
N23CCCYD		0.90	1.80	2.00	2.00	18
N23DDC		1.00	1.80	2.00	2.00	19
N23DDCD		1.00	1.80	2.00	2.00	19
N23EEC, N23EECY		1.50	2.50	2.90	2.90	30
N23EECD		1.50	2.50	2.90	2.90	30
N23EECYD		1.50	2.50	2.90	2.90	30
N23HHC		1.60	2.60	2.90	3.00	31
N23HHCD		1.60	2.60	2.90	3.00	31
N23JJC		0.90	1.80	2.00	2.00	18
N23KKC		1.00	1.80	2.00	2.00	19
N23MMC		1.50	2.50	2.90	2.90	30
N23PPC		1.60	2.60	2.90	3.00	31
N23RRC		1.60	2.60	2.90	3.00	31
N23SSC		1.00	1.80	2.00	2.00	19
N24AAC		0.90	1.80	2.00	2.00	18
N24BBC		1.50	2.50	2.90	2.90	30
N24CCC		0.90	1.80	2.00	2.00	18
N24CCCD		0.90	1.80	2.00	2.00	18
N24DDC		1.00	1.80	2.00	2.00	19
N24DDCD		1.00	1.80	2.00	2.00	19
N24EEC		1.50	2.50	2.90	2.90	30
N24EECD		1.50	2.50	2.90	2.90	30
N24HHC		1.60	2.60	2.90	3.00	31
N24HHCD		1.60	2.60	2.90	3.00	31

## COM YARDAGE REQUIREMENTS

### COM YARDAGE REQUIREMENTS (54" WIDTH – CUT UP THE ROLL)

MODEL	RAILROADED Contact customer service 800-482-1717 for ydg requirements	NON DIRECTIONAL OR SOLID	1"-4" REPEAT 4" VERTICAL X 4" HORIZONTAL	5"-11" REPEAT 11" VERTICAL X 11" HORIZONTAL	12"-18" REPEAT 18" VERTICAL X 18" HORIZONTAL	COL SQUARE FEET
N24JJC		0.90	1.80	2.00	2.00	18
N24KKC		1.00	1.80	2.00	2.00	19
N24MMC		1.50	2.50	2.90	2.90	30
N24PPC		1.60	2.60	2.90	3.00	31
N24RRC		1.60	2.60	2.90	3.00	31
N24SSC		1.00	1.80	2.00	2.00	19
N25AAC, N25AACY		0.90	1.80	2.00	2.00	18
N25BBC, N25BBCY		1.50	2.50	2.90	2.90	30
N25CCC, N25CCCX, N25CCCY		0.90	1.80	2.00	2.00	18
N25CCCD		0.90	1.80	2.00	2.00	18
N25CCCXD		0.90	1.80	2.00	2.00	18
N25CCCYD		0.90	1.80	2.00	2.00	18
N25DDC, N25DDCX		1.00	1.80	2.00	2.00	19
N25DDCD		1.00	1.80	2.00	2.00	19
N25DDCXD		1.00	1.80	2.00	2.00	19
N25EEC, N25EECY		1.50	2.50	2.90	2.90	30
N25EECD		1.50	2.50	2.90	2.90	30
N25EECYD		1.50	2.50	2.90	2.90	30
N25HHC		1.60	2.60	2.90	3.00	31
N25HHCD		1.60	2.60	2.90	3.00	31
N25JJC		0.90	1.80	2.00	2.00	18
N25KKC		1.00	1.80	2.00	2.00	19
N25MMC		1.50	2.50	2.90	2.90	30
N25PPC		1.60	2.60	2.90	3.00	31
N25RRC		1.60	2.60	2.90	3.00	31
N25SSC		1.00	1.80	2.00	2.00	19
N26AAC		0.90	1.80	2.00	2.00	18
N26BBC		1.50	2.50	2.90	2.90	30
N26CCC		0.90	1.80	2.00	2.00	18
N26CCCD		0.90	1.80	2.00	2.00	18
N26DDC, N26DDCX		1.00	1.80	2.00	2.00	19
N26DDCD		1.00	1.80	2.00	2.00	19
N26DDCXD		1.00	1.80	2.00	2.00	19
N26EEC		1.50	2.50	2.90	2.90	30
N26EECD		1.50	2.50	2.90	2.90	30
N26HHC		1.60	2.60	2.90	3.00	31
N26HHCD		1.60	2.60	2.90	3.00	31
N26JJC		0.90	1.80	2.00	2.00	18
N26KKC, N26KKCX		1.00	1.80	2.00	2.00	19
N26MMC		1.50	2.50	2.90	2.90	30
N26PPC		1.60	2.60	2.90	3.00	31
N26RRC		1.60	2.60	2.90	3.00	31
N26SSC		1.00	1.80	2.00	2.00	19
N27MM1P, N27MM1PS N27MM2P, N27MM2PS N27MM3P, N27MM3PS N27MHM2P, N27MHM2PS N27MHM3P, N27MHM3PS		0.90	1.00	2.00	2.50	10

COM YARDAGE



# COM YARDAGE REQUIREMENTS

## COM YARDAGE REQUIREMENTS (54" WIDTH – CUT UP THE ROLL)

MODEL	RAILOADED	NON DIRECTIONAL	1"-4" REPEAT	5"-11" REPEAT	12"-18" REPEAT	COL SQUARE FEET
	Contact customer service 800-482-1717 for ydg requirements	OR SOLID	4" VERTICAL X 4" HORIZONTAL	11" VERTICAL X 11" HORIZONTAL	18" VERTICAL X 18" HORIZONTAL	
N30HM1SP, N30HM1SSP N30HM1SN, N30HM1SSN N30HM2SP, N30HM2SSP N30HM2SN, N30HM2SSN N30HM3SP, N30HM3SSP N30HM3SN, N30HM3SSN N30HM9SP, N30HM9SSP H30HM9SN, N30HM9SSN N30HM8SN, N30HM8SSN N30HML1SP, N30HML1SSP N30HML1SN, N30HML1SSN N30HML2SP, N30HML2SSP N30HML2SN, N30HML2SSN N30HML3SP, N30HML3SSP N30HML3SN, N30HML3SSN N30HML9SP, N30HML9SSP N30HML9SN, N30HML9SSN N30HML8SN, N30HML8SSN		0.80	1.00	1.20	2.10	16
N30HP1SP, N30HP1SSP N30HP1SN, N30HP1SSN N30HP2SP, N30HP2SSP N30HP2SN, N30HP2SSN N30HP3SP, N30HP3SSP N30HP3SN, N30HP3SSN N30HP9SP, N30HP9SSP N30HP9SN, N30HP9SSN N30HP8SN, N30HP8SSN		1.30	1.50	2.10	3.40	26
N30HP1SPX, N30HP1SSPX N30HP1SNX, N30HP1SSNX N30HP2SPX, N30HP2SSPX N30HP2SNX, N30HP2SSNX N30HP3SPX, N30HP3SSPX N30HP3SNX, N30HP3SSNX N30HP9SPX, N30HP9SSPX N30HP9SNX, N30HP9SSNX N30HP8SNX, N30HP8SSNX	Back Seat	0.90 0.80	1.10 1.00	1.50 1.20	2.50 2.10	18 16
N30HU1SP, N30HU1SSP N30HU1SN, N30HU1SSN N30HU2SP, N30HU2SSP N30HU2SN, N30HU2SSN N30HU3SP, N30HU3SSP N30HU3SN, N30HU3SSN N30HU9SP, N30HU9SSP N30HU9SN, N30HU9SSN N30HU8SN, N30HU8SSN		1.50	1.80	2.60	4.40	30
N30HU1SPX, N30HU1SSPX N30HU1SNX, N30HU1SSNX N30HU2SPX, N30HU2SSPX N30HU2SNX, N30HU2SSNX N30HU3SPX, N30HU3SSPX N30HU3SNX, N30HU3SSNX N30HU9SPX, N30HU9SSPX N30HU9SNX, N30HU9SSNX N30HU8SNX, N30HU8SSNX	Back Extreme Back Seat	0.90 0.60 0.80	1.10 1.00 1.00	1.50 1.40 1.20	2.50 1.50 2.10	18 18 16

COM YARDAGE

## COM YARDAGE REQUIREMENTS

### COM YARDAGE REQUIREMENTS (54" WIDTH – CUT UP THE ROLL)

MODEL	RAILROADED	NON DIRECTIONAL	1"-4" REPEAT	5"-11" REPEAT	12"-18" REPEAT	COL SQUARE FEET	
	Contact customer service 800-482-1717 for ydg requirements	OR SOLID	4" VERTICAL X 4" HORIZONTAL	11" VERTICAL X 11" HORIZONTAL	18" VERTICAL X 18" HORIZONTAL		
N30MP1SP, N30MP1SSP N30MP1SN, N30MP1SSN N30MP2SP, N30MP2SSP N30MP2SN, N30MP2SSN N30MP3SP, N30MP3SSP N30MP3SN, N30MP3SSN N30MP9SP, N30MP9SSP N30MP9SN, N30MP9SSN N30MP8SN, N30MP8SSN N30SP1SP, N30SP1SPG N30SP1SN, N30SP1SNG N30SP2SP, N30SP2SPG N30SP2SN, N30SP2SNG N30SP3SP, N30SP3SPG N30SP3SN, N30SP3SNG N30SP9SP, N30SP9SPG N30SP9SN, N30SP9SNG N30SP8SN, N30SP8SNG			1.20	1.50	2.20	3.00	24
N30MP1SPX, N30MP1SSPX N30MP1SNX, N30MP1SSNX N30MP2SPX, N30MP2SSPX N30MP2SNX, N30MP2SSNX N30MP3SPX, N30MP3SSPX N30MP3SNX, N30MP3SSNX N30MP9SPX, N30MP9SSPX N30MP9SNX, N30MP9SSNX N30MP8SNX, N30MP8SSNX N30SP1SPX, N30SP1SPGX N30SP1SNX, N30SP1SNGX N30SP2SPX, N30SP2SPGX N30SP2SNX, N30SP2SNGX N30SP3SPX, N30SP3SPGX N30SP3SNX, N30SP3SNGX N30SP9SPX, N30SP9SPGX N30SP9SNX, N30SP9SNGX N30SP8SNX, N30SP8SNGX	Back Seat		0.80 0.80	0.90 1.00	1.40 1.20	1.90 2.10	16 16
N30MU1SP, N30MU1SSP N30MU1SN, N30MU1SSN N30MU2SP, N30MU2SSP N30MU2SN, N30MU2SSN N30MU3SP, N30MU3SSP N30MU3SN, N30MU3SSN N30MU9SP, N30MU9SSP N30MU9SN, N30MU9SSN N30MU8SN, N30MU8SSN N30SU1SP, N30SU1SPG N30SU1SN, N30SU1SNG N30SU2SP, N30SU2SPG N30SU2SN, N30SU2SNG N30SU3SP, N30SU3SPG N30SU3SN, N30SU3SNG N30SU9SP, N30SU9SPG N30SU9SN, N30SU9SNG N30SU8SN, N30SU8SNG			1.40	1.60	2.60	3.60	28

COM YARDAGE

# COM YARDAGE REQUIREMENTS

## COM YARDAGE REQUIREMENTS (54" WIDTH – CUT UP THE ROLL)

MODEL	RAILROADED Contact customer service 800-482-1717 for ydg requirements	NON DIRECTIONAL OR SOLID	1"-4" REPEAT 4" VERTICAL X 4" HORIZONTAL	5"-11" REPEAT 11" VERTICAL X 11" HORIZONTAL	12"-18" REPEAT 18" VERTICAL X 18" HORIZONTAL	COL SQUARE FEET
N30MU1SPX, N30MU1SSPX N30MU1SNX, N30MU1SSNX N30MU2SPX, N30MU2SSPX N30MU2SNX, N30MU2SSNX N30MU3SPX, N30MU3SSPX N30MU3SNX, N30MU3SSNX N30MU9SPX, N30MU9SSPX N30MU9SNX, N30MU9SSNX N30MU8SNX, N30MU8SSNX N30SU1SPX, N30SU1SPGX N30SU1SNX, N30SU1SNGX N30SU2SPX, N30SU2SPGX N30SU2SNX, N30SU2SNGX N30SU3SPX, N30SU3SPGX N30SU3SNX, N30SU3SNGX						
N30SU9SPX, N30SU9SPGX N30SU9SNX, N30SU9SNGX N30SU8SNX, N30SU8SNGX	Back Extreme Back Seat	0.80 0.80 0.80	0.90 1.00 1.00	1.40 1.30 1.20	1.90 1.40 2.10	16 16 16
N30GU1UPC, N30GU1UP N30GU1UNC, N30GU1UN N30GU9UPC, N30GU9UP N30GU9UNC, N30GU9UN						
N30GU1UPCX, N30GU1UPX N30GU1UNCX, N30GU1UNX N30GU9UPCX, N30GU9UPX N30GU9UNCX, N30GU9UNX	Back Extreme Back Seat	0.60 0.40 0.90	0.80 0.60 1.10	1.20 0.90 1.40	1.80 1.30 2.40	12 8 18
N30GM1UPC, N30GM1UP N30GM1UNC, N30GM1UN N30GM9UPC, N30GM9UP N30GM9UNC, N30GM9UN						
N30GP1UPC, N30GP1UP N30GP1UNC, N30GP1UN N30GP9UPC, N30GP9UP N30GP9UNC, N30GP9UN						
N30GP1UPCX, N30GP1UPX N30GP1UNCX, N30GP1UNX N30GP9UPCX, N30GP9UPX N30GP9UNCX, N30GP9UNX	Back Seat	0.60 0.90	0.80 1.10	1.20 1.40	1.80 2.40	12 18
N30GP1PPC, N30GP1PP N30GP1PNC, N30GP1PN N30GP9PPC, N30GP9PP N30GP9PNC, N30GP9PN						
N30GU1PPC, N30GU1PP N30GU1PNC, N30GU1PN N30GU9PPC, N30GU9PP N30GU9PNC, N30GU9PN						
N30GU1PPCX, N30GU1PPX N30GU1PNCX, N30GU1PNX N30GU9PPCX, N30GU9PPX	Back Extreme Back	0.60 0.40	0.80 0.60	1.20 0.90	1.80 1.30	12 8
N32AAM, N32AAW, N32BBM, N32BBW, N32CCML, N32CCMR, N32CCWL, N32CCWR, N32DDMR, N32DDML, N32DDWR, N32DDWL						
N32SAAM, N32SAAW, N32SBBM, N32SBBW, N32SCCML, N32SCCMR, N32SCCWL, N32SCCWR, N32SDDMR, N32SDDML, N32SDDWR, N32SDDWL						
		4.90	5.60	7.30	8.90	98
		5.00	6.40	6.90	8.30	100

COM YARDAGE

# COM YARDAGE REQUIREMENTS

## COM YARDAGE REQUIREMENTS (54" WIDTH – CUT UP THE ROLL)

MODEL	RAILROADED Contact customer service 800-482-1717 for ydg requirements	NON DIRECTIONAL OR SOLID	1"-4" REPEAT	5"-11" REPEAT	12"-18" REPEAT	COL SQUARE FEET
			4" VERTICAL X 4" HORIZONTAL	11" VERTICAL X 11" HORIZONTAL	18" VERTICAL X 18" HORIZONTAL	
N32HHM, N32HHW, N32JJMR, N32JJML, N32JJMB, N32JJWR, N32JJWL, N32JJWB		9.00	10.00	10.70	12.30	179
N32SHHM, N32SHHW, N32SJMR, N32SJML, N32SJMB, N32SJWR, N32SJWL, N32SJWB		9.30	10.80	10.90	13.20	185
N32LLM, N32LLW, N32MMMR, N32MMML, N32MMMB, N32MMWR, N32MMWL, N32MMWB		8.90	13.50	14.70	16.90	177
N32SLLM, N32SLLW, N32SMMMR, N32SMMML, N32SMMMB, N32SMMWR, N32SMMWL, N32SMMWB		8.60	10.90	15.50	17.80	171
N32AAMX, N32AAWX, N32BBMX, N32BBWX, N32CCMLX, N32CCMRX, N32CCWLX, N32CCWRX, N32DDMRX, N32DDMLX, N32DDWRX, N32DDWLX	Arm Seat Back	2.80 1.20 2.00	3.40 1.80 2.20	3.80 2.10 2.50	6.00 2.40 2.20	56 24 40
N32SAAMX, N32SAAWX, N32SBBMX, N32SBBWX, N32SCCMLX, N32SCCMRX, N32SCCWLX, N32SCCWRX, N32SDDMRX, N32SDDMLX, N32SDDWRX, N32SDDWLX	Arm Seat Back	3.00 1.60 1.90	3.10 1.70 2.00	3.40 2.40 2.10	4.00 3.40 2.40	60 32 38
N32HHMX, N32HHWX, N32JJMRX, N32JJMLX, N32JJMBX, N32JJWRX, N32JJWLX, N32JJWBX	Arm Seat Back	2.80 2.90 3.90	3.40 3.40 4.20	3.80 3.90 5.00	6.00 2.90 5.20	56 58 78
N32SHHM, N32SHHW, N32SJMRX, N32SJMLX, N32SJMBX, N32SJWRX, N32SJWLX, N32SJWBX	Arm Seat Back	3.00 3.70 3.70	3.10 3.90 3.90	3.40 4.90 4.10	4.00 6.20 5.10	60 74 74
N32LLMX, N32LLWX, N32MMMRX, N32MMMLX, N32MMMBX, N32MMWRX, N32MMWLX, N32MMWBX	Arm Seat Back	2.80 3.40 3.90	3.40 4.80 6.30	3.80 5.00 7.40	6.00 6.40 6.20	56 68 78
N32SLLMX, N32SLLWX, N32SMMMRX, N32SMMMLX, N32SMMMBX, N32SMMWRX, N32SMMWLX, N32SMMWBX	Arm Seat Back	3.00 3.40 3.70	3.10 4.60 3.80	3.40 7.30 5.80	4.00 9.40 6.40	60 68 74
N32AAMS, N32AAWS, N32BBMS, N32BBWS, N32CCMLS, N32CCMRS, N32CCWLS, N32CCWRS, N32DDMRS, N32DDMLS, N32DDWRS, N32DDWLS		5.00	6.20	7.80	9.00	100
N32SAAMS, N32SAAWS, N32SBBMS, N32SBBWS, N32SCCMLS, N32SCCMRS, N32SCCWLS, N32SCCWRS, N32SDDMRS, N32SDDMLS, N32SDDWRS, N32SDDWLS		5.40	6.10	7.20	8.10	107.5
N32HHMS, N32HHWS, N32JJMRS, N32JJMLS, N32JJMBS, N32JJWRS, N32JJWLS, N32JJWBS		10.10	11.00	12.30	14.50	201

COM YARDAGE

# COM YARDAGE REQUIREMENTS

## COM YARDAGE REQUIREMENTS (54" WIDTH – CUT UP THE ROLL)

MODEL	RAILROADED Contact customer service 800-482-1717 for ydg requirements	NON DIRECTIONAL OR SOLID	1"-4" REPEAT	5"-11" REPEAT	12"-18" REPEAT	COL SQUARE FEET	
			4" VERTICAL X 4" HORIZONTAL	11" VERTICAL X 11" HORIZONTAL	18" VERTICAL X 18" HORIZONTAL		
N32SHHMS, N32SHHWS, N32SJJMRS, N32SJJMLS, N32SJJMBS, N32SJJWRS, N32SJJWLS, N32SJJWBS			9.90	10.90	12.30	13.20	197
N32KKC, N32KKM, N32KKW			1.60	2.30	3.40	4.80	32
N32LLMS, N32LLWS, N32MMMRS, N32MMMLS, N32MMMB, N32MMWRS, N32MMWLS, N32MMWBS			9.70	14.80	16.30	17.00	193
N32SLLMS, N32SLLWS, N32SMMMRS, N32SMMMLS, N32SMMMB, N32SMMWRS, N32SMMWLS, N32SMMWBS			8.60	10.50	16.70	18.20	171
N32AAMSX, N32AAWSX, N32BBMSX, N32BBWSX, N32CCMSX, N32CCMRSX, N32CCWLSX, N32CCWRSX, Arm N32DDMRSX, N32DDMLSX, Seat N32DDWRSX, N32DDWLSX Back			2.80 1.50 2.00	3.40 2.20 2.20	3.80 2.60 2.50	6.00 2.50 2.20	56 30 40
N32SAAMSX, N32SAAWSX, N32SBBMSX, N32SBBWSX, N32SCCMSX, N32SCCMRSX, N32SCWLSX, N32SCWRSX, Arm N32SDDMRSX, N32SDDMLSX, Seat N32SDDWRSX, N32SDDWLSX Back			3.00 1.90 1.90	3.10 1.90 2.00	3.40 2.70 2.10	4.00 3.20 2.40	60 38 38
N32HHMSX, N32HHWSX, N32JJMRSX, N32JJMLSX, Arm N32JJMBSX, N32JJWRSX, Seat N32JJWLSX, N32JJWBSX, Back			2.80 4.00 3.90	3.40 4.30 4.20	3.80 4.40 5.00	6.00 4.50 5.20	56 80 78
N32SHHMSX, N32SHHWSX, N32SJJMRSX, N32SJJMLSX, Arm N32SJJMBSX, N32SJJWRSX, Seat N32SJJWLSX, N32SJJWBSX, Back			3.00 4.10 3.70	3.10 4.10 3.90	3.40 5.10 4.10	4.00 6.20 5.10	60 82 74
N32LLMSX, N32LLWSX, N32MMMRSX, N32MMMLSX, Arm N32MMMB, N32MMWRSX, Seat N32MMWLSX, N32MMWBSX Back			2.80 3.80 3.90	3.40 4.70 6.30	3.80 6.90 7.40	6.00 6.50 6.20	56 76 78
N32SLLMSX, N32SLLWSX, N32SMMMRSX, N32SMMMLSX, Arm N32SMMMB, N32SMMWRSX, Seat N32SMMWLSX, N32SMMWBSX Back			3.00 3.70 3.70	3.10 3.80 3.80	3.40 7.50 5.80	4.00 9.20 6.40	60 74 74
N32HKM, N32HKW			3.40	4.60	5.10	7.20	68
N32LKM, N32LKW			3.20	3.70	7.00	7.20	64
N32THHW, N32MHHM, N32MHHW			6.60	7.00	8.20	7.50	132
N32MAAM, N32MAAW, N32MBBM, N32TAAW, N32MBBW			2.80	3.00	4.20	4.40	56
N32MAAMX, N32MAAWX, Seat N32MBBMX, N32MBBW, Back N32TAAWX			1.30 1.90	2.10 2.00	2.50 2.30	2.70 2.50	26 38
N32MHHMX, N32MHHWX, Seat N32THHW, Back			3.10 3.60	3.50 3.90	3.70 5.30	4.20 4.50	62 72
N32MLLM, N32MLLW, N32TLLW			5.70	6.10	10.60	8.00	113.5
N32MLLMX, N32MLLWX, Seat N32TLLWX, Back			2.40 3.60	3.30 3.70	5.00 6.60	4.20 4.50	48 72

## COM YARDAGE REQUIREMENTS

### COM YARDAGE REQUIREMENTS (54" WIDTH – CUT UP THE ROLL)

MODEL	RAILOADED Contact customer service 800-482-1717 for ydg requirements	NON DIRECTIONAL OR SOLID	1"-4" REPEAT	5"-11" REPEAT	12"-18" REPEAT	COL SQUARE FEET
			4" VERTICAL X 4" HORIZONTAL	11" VERTICAL X 11" HORIZONTAL	18" VERTICAL X 18" HORIZONTAL	
N32STAAW, N32SMAAM, N32SMAAW, N32SMBBM, N32SMBBW		2.70	2.80	4.00	4.40	54
N32STHHW, N32SMHHM, N32SMHHW		6.40	6.80	7.80	7.50	127.5
N32STLLW, N32SMLLM, N32SMLLW		5.40	5.70	10.20	7.50	107.5
N32STAAWX, N32SMAAMX, N32SMAAWX, N32SMBBMX, N32SMBBW	Seat Back	1.30 1.70	2.10 1.80	2.40 2.20	2.70 2.40	26 34
N32STHHWX, N32SMHHMX, N32SMHHWX	Seat Back	3.20 3.40	3.50 3.60	3.70 4.50	4.20 4.40	64 68
N32STLLWX, N32SMLLMX, N32SMLLWX	Seat Back	2.40 3.40	3.30 3.40	4.90 5.90	4.20 4.40	48 68
N33M1B	Complete	2.80	–	–	–	–
N33M1BX	Seat Upholstery	1.90 2.10	– –	– –	– –	– –
N33M2B	Complete	4.40	–	–	–	–
N33M2BX	Seat Upholstery	2.60 2.90	– –	– –	– –	– –
N33M1M, N33M1MG, N33M1MGL, N33M1MGR	Complete	2.10	–	–	–	–
N33M1MX, N33M1MGX, N33M1MGLX, N33M1MGRX	Seat Upholstery	1.40 1.40	– –	– –	– –	– –
N33M1RG, N33M1LG	Complete	2.30	–	–	–	–
N33M1RGX, N33M1LGX	Seat Upholstery	1.30 1.40	– –	– –	– –	– –
N33MIN9G	Complete	3.20	–	–	–	–
N33MIN9GX	Seat Upholstery	1.80 1.90	– –	– –	– –	– –
N33MOUG9	Complete	2.70	–	–	–	–
N33MOU9GX	Seat Upholstery	1.70 1.80	– –	– –	– –	– –
N33B1	Complete	1.50	–	–	–	–
N33B1X	Seat Upholstery	0.90 1.10	– –	– –	– –	– –
N35AAC		1.10	1.80	2.10	2.20	21
N35AACS		1.10	1.80	2.10	2.20	21
N35ABC		1.80	2.30	2.70	3.10	35
N35ABCS		1.80	2.30	2.70	3.10	35
N35ACC		1.10	1.80	2.10	2.20	21
N35ACCD		1.10	1.80	2.10	2.20	21
N35ACADS		1.10	1.80	2.10	2.20	21
N35ACCS		1.10	1.80	2.10	2.20	21
N35AEC		1.80	2.30	2.70	3.10	35
N35AECD		1.80	2.30	2.70	3.10	35
N35AECDS		1.80	2.30	2.70	3.10	35
N35AECES		1.80	2.30	2.70	3.10	35
N35AJC		1.10	1.80	2.10	2.20	21
N35AJCS		1.10	1.80	2.10	2.20	21
N35AMC		1.80	2.30	2.70	3.10	35
N35AMCS		1.80	2.30	2.70	3.10	35
N35AOC		1.10	1.80	2.10	2.20	21
N35AOCD		1.10	1.80	2.10	2.20	21
N35AOCS		1.10	1.80	2.10	2.20	21

COM YARDAGE

# COM YARDAGE REQUIREMENTS

## COM YARDAGE REQUIREMENTS (54" WIDTH – CUT UP THE ROLL)

MODEL	RAILROADED Contact customer service 800-482-1717 for ydg requirements	NON DIRECTIONAL OR SOLID	1"-4" REPEAT	5"-11" REPEAT	12"-18" REPEAT	COL SQUARE FEET
			4" VERTICAL X 4" HORIZONTAL	11" VERTICAL X 11" HORIZONTAL	18" VERTICAL X 18" HORIZONTAL	
N35AOCS		1.10	1.80	2.10	2.20	21
N35APC		1.80	2.30	2.70	3.10	35
N35APCD		1.80	2.30	2.70	3.10	35
N35APCDS		1.80	2.30	2.70	3.10	35
N35APCS		1.80	2.30	2.70	3.10	35
N35ASC		1.10	1.80	2.10	2.20	21
N35ASCS		1.10	1.80	2.10	2.20	21
N35ATC		1.80	2.30	2.70	3.10	35
N35ATCS		1.80	2.30	2.70	3.10	35
N35BAC		1.10	1.80	2.10	2.20	21
N35BACS		1.10	1.80	2.10	2.20	21
N35BBC		1.80	2.30	2.70	3.10	35
N35BBCS		1.80	2.30	2.70	3.10	35
N35BCC		1.10	1.80	2.10	2.20	21
N35BCCD		1.10	1.80	2.10	2.20	21
N35BCCDS		1.10	1.80	2.10	2.20	21
N35BCCS		1.10	1.80	2.10	2.20	21
N35BEC		1.80	2.30	2.70	3.10	35
N35BECD		1.80	2.30	2.70	3.10	35
N35BECDS		1.80	2.30	2.70	3.10	35
N35BECS		1.80	2.30	2.70	3.10	35
N35BJC		1.10	1.80	2.10	2.20	21
N35BJCS		1.10	1.80	2.10	2.20	21
N35BMC		1.80	2.30	2.70	3.10	35
N35BMCS		1.80	2.30	2.70	3.10	35
N35BOC		1.10	1.80	2.10	2.20	21
N35BOCD		1.10	1.80	2.10	2.20	21
N35BOCDS		1.10	1.80	2.10	2.20	21
N35BOCS		1.10	1.80	2.10	2.20	21
N35BPC		1.80	2.30	2.70	3.10	35
N35BPCD		1.80	2.30	2.70	3.10	35
N35BPCDS		1.80	2.30	2.70	3.10	35
N35BPCS		1.80	2.30	2.70	3.10	35
N35BSC		1.10	1.80	2.10	2.20	21
N35BSCS		1.10	1.80	2.10	2.20	21
N35BTC		1.80	2.30	2.70	3.10	35
N35BTCS		1.80	2.30	2.70	3.10	35
N35CAC		0.90	1.50	2.10	2.10	17
N35CBC		1.50	1.70	2.60	3.00	29
N35CCC		0.90	1.50	2.10	2.10	17
N35CCCD		0.90	1.50	2.10	2.10	17
N35CEC		1.50	1.70	2.60	3.00	29
N35CECD		1.50	1.70	2.60	3.00	29
N35CJC		0.90	1.50	2.10	2.10	17
N35CMC		1.50	1.70	2.60	3.00	29
N35COC		0.90	1.50	2.10	2.10	17
N35COCD		0.90	1.50	2.10	2.10	17
N35CPC		1.50	1.70	2.60	3.00	29
N35CPCD		1.50	1.70	2.60	3.00	29
N35CSC		0.90	1.50	2.10	2.10	17
N35CTC		1.50	1.70	2.60	3.00	29
N35EAC		0.90	1.50	2.10	2.10	17

## COM YARDAGE REQUIREMENTS

### COM YARDAGE REQUIREMENTS (54" WIDTH – CUT UP THE ROLL)

MODEL	RAILROADED Contact customer service 800-482-1717 for ydg requirements	NON DIRECTIONAL OR SOLID	1"-4" REPEAT	5"-11" REPEAT	12"-18" REPEAT	COL SQUARE FEET
			4" VERTICAL X 4" HORIZONTAL	11" VERTICAL X 11" HORIZONTAL	18" VERTICAL X 18" HORIZONTAL	
N35EBC		1.50	1.70	2.60	3.00	29
N35ECC		0.90	1.50	2.10	2.10	17
N35ECCD		0.90	1.50	2.10	2.10	17
N35EEC		1.50	1.70	2.60	3.00	29
N35EECD		1.50	1.70	2.60	3.00	29
N35JAC		1.10	1.80	2.10	2.20	21
N35JCC		1.10	1.80	2.10	2.20	21
N35MAC		2.60	3.10	3.40	3.70	50.5
N35MBC		2.60	3.10	3.40	3.70	50.5
39A-GWXX, 39A-GWXT						
39A-GRXX		1.10	1.30	2.30	2.40	22
39A-GWXXX, 39A-GWXTX	Seat	0.80	0.90	1.20	1.00	7
39A-GRXXX	Back	0.60	0.80	1.40	1.40	12
39A-TAA, 39A-TAAT		1.80	2.10	3.80	4.40	36
39A-TAAX, 39A-TAATX	Seat	0.80	1.60	2.10	2.10	16
	Back	1.10	1.40	2.00	2.40	22
39A-TAAA, 39A-TAAAT		2.70	3.30	5.90	6.40	54
39A-TAAAX, 39A-TAAATX	Seat	1.50	2.20	3.00	3.10	30
	Back	1.60	1.90	3.20	3.40	32
39A-BWAA, 39A-BWAAT		1.90	2.10	2.30	2.50	38
39A-BWAAX, 39A-BWAATX	Seat	0.90	1.00	1.20	1.10	18
	Back	1.10	1.30	1.40	1.40	22
39H-GWXX, 39H-GWXT		0.80	1.50	1.40	2.00	14
39H-GWXXX, 39H-GWXTX	Seat	0.80	0.90	1.20	1.10	7
39H-GRXXX	Back	0.70	0.90	0.80	1.00	14
39B-GWXX, 39B-GWXT						
39S-GWXX, 39S-GWXT						
39L-GWXX, 39L-GWXT						
39D-GWXX, 39D-GWXT						
39B-GRXX, 39L-GRXX						
39S-GRXX, 39D-GRXX		0.80	0.90	1.20	1.10	7
39U-GWXX, 39U-GWXT		1.30	1.50	2.40	3.00	23
39U-GWXXX, 39U-GWXTX	Seat	0.80	0.90	1.20	1.10	7
	Back	0.70	0.90	1.40	2.00	14
39U-GRXX		1.30	1.50	1.50	3.00	23
39E-GRXXX	Seat	0.80	0.90	1.10	1.10	7
	Back	0.70	0.90	0.80	2.00	14
39E-GWXX, 39E-GWXT						
39E-GRXX		1.30	1.50	1.40	2.00	23
39E-GWXXX, 39E-GWXTX	Seat	0.80	0.90	1.20	1.10	7
39E-GRXXX	Back	0.70	0.90	0.80	1.00	14
N40GU1, N40CU1, N40BU1		0.50	0.70	0.90	1.25	5
N40GU2, N40CU2, N40BU2		0.50	0.70	0.90	1.80	10
N45AUR, N45BUR, N45HU, N45HUL, N45JU, N45JUL, N45U1, N45U2		0.70	0.80	0.80	0.90	5
N45AU, N45BU, N45U3		1.30	1.50	1.40	4.00	24.5
48-EK, 48-EKN		2.90	3.10	3.90	3.90	59
48-ES, 48-ESN		2.90	3.10	3.90	3.90	59
48-GC, 48-GCN		2.90	3.10	3.90	3.90	59
N48GFA, N48GFM		1.70	1.70	2.90	3.00	31.5
N48GFAX,	Back	0.90	0.90	1.00	1.30	8
N48GFMX	Extreme	0.80	0.90	0.90	0.80	6.5
	Seat	1.10	1.10	1.20	1.10	19
N49D14LM, N49D1DM	Complete	1.40	1.50	2.30	3.70	26.6

COM YARDAGE



# COM YARDAGE REQUIREMENTS

## COM YARDAGE REQUIREMENTS (54" WIDTH – CUT UP THE ROLL)

MODEL	RAILROADED Contact customer service 800-482-1717 for ydg requirements	NON DIRECTIONAL OR SOLID	1"-4" REPEAT	5"-11" REPEAT	12"-18" REPEAT	COL SQUARE FEET
			4" VERTICAL X 4" HORIZONTAL	11" VERTICAL X 11" HORIZONTAL	18" VERTICAL X 18" HORIZONTAL	
N49D14LMP, N49D1DMP	Upholstery	1.30	1.40	2.30	3.70	24.4
	Piping	0.20				2.8
N49D14LMX, N49D1DMX	Seat	1.00	1.20	1.50	1.60	20
	Seat Accent	0.50	0.70	1.40	2.70	7.2
N49GMD1, N49GMS1, N49GMSC1, N49GMS1H, N49GMS1W		2.20	2.40	3.80	4.10	44
N49GMD1X, N49GMS1X, N49GMSC1X, N49GMS1HX, N49GMS1WX	Upholstery	1.40	1.60	2.20	2.60	28
	Extreme	1.00	1.20	1.90	2.20	20
N49GMD1P, N49GMS1P, N49GMSC1P, N49GMS1HP, N49GMS1WP	Upholstery	2.20	2.40	3.10	3.40	44
	Piping	0.30	0.30	0.30	0.30	6
N52GHA, N52GHAC, N52GHM, N52GHMC		0.80	0.80	1.10	1.00	14
N53GU4LM, N53GU4HM, N53GU4HW, N53GU5LMC, N53GU5LAMC, N53GURKW N53GUMD	Complete	2.90	3.20	4.00	4.50	57.6
N53GU4LMX, N53GU4HMX, N53GU4HWX, N53GU5LMCX, N53GU5LAMCX, N53GURKW N53GUMDX	Seat	0.90	1.00	1.40	1.50	17.2
	Back	0.90	1.00	1.40	1.50	17.2
	Extreme	1.30	1.00	1.40	1.50	24.4
N53GW4LM, N53GW4HM, N53GW4HW, N53GW5LMC, N53GW5LAMC, N53GWRKW N53GWMD	Complete	1.70	1.90	2.30	2.50	33.8
N53GW4LMX, N53GW4HMX, N53GW4HWX, N53GW5LMCX, N53GW5LAMCX, N53GWRKW N53GWMDX	Seat	0.90	1.00	1.40	1.50	17.2
	Back	0.90	1.00	1.40	1.50	17.2
N55AA, N55BB		1.20	1.50	2.30	2.90	23
N55CC, N55DD		0.80	1.00	1.10	1.10	10
N55EE, N55HH		0.80	1.20	1.70	1.80	15
N55AAX	Back	0.70	0.70	0.70	0.90	6.5
N55BBX	Extreme	0.70	0.70	0.70	0.90	6.0
	Seat	0.80	0.80	1.00	1.10	7.5
N55EEX	Back	0.50	0.50	0.60	0.80	4.5
N55HHX	Extreme	0.40	0.50	0.60	0.80	3.5
	Seat	0.80	0.80	1.00	1.10	7.5
N59AA, N59AAT, N59AL		0.90	1.40	1.60	2.40	18
N59BB, N59BBT, N59BL		1.20	1.60	1.90	3.40	24
N59CC, N59CCT, N59CL		0.90	1.10	1.20	1.10	18
N59DD, N59DDT, N59DL		0.90	1.30	1.50	1.90	18
N59HAA, N59HAAT		0.90	1.40	1.60	2.40	18
N59HCC, N59HCCT		0.90	1.10	1.20	1.10	18
N59HH, N59HHT, N59HL		0.90	1.40	1.60	2.40	18
N59JJ, N59JJT, N59JL		1.10	1.60	1.80	2.90	22
N59KK, N59KKT		0.90	1.00	1.20	1.50	18
N59MM, N59MMT		1.50	1.60	2.10	2.30	30
N59PP, N59PPT		1.40	1.50	1.70	2.20	28
N59AAX	Back	0.40	0.60	0.70	0.90	2.6
N59AATX	Extreme	0.40	0.60	0.70	0.90	2.6
N59ALX	Seat	0.90	1.10	1.20	1.10	18
N59BBX	Back	0.40	0.60	0.70	0.90	2.6
N59BBTX	Lumbar	0.40	0.60	0.70	0.90	2.6
N59BLX	Extreme Back	0.40	0.60	0.70	0.90	2.6
	Extreme Lumbar	0.40	0.60	0.70	0.90	2.6
	Seat	0.90	1.10	1.20	1.10	18

## COM YARDAGE REQUIREMENTS

### COM YARDAGE REQUIREMENTS (54" WIDTH – CUT UP THE ROLL)

MODEL	RAILOADED Contact customer service 800-482-1717 for ydg requirements	NON DIRECTIONAL OR SOLID	1"-4" REPEAT	5"-11" REPEAT	12"-18" REPEAT	COL SQUARE FEET	
			4" VERTICAL X 4" HORIZONTAL	11" VERTICAL X 11" HORIZONTAL	18" VERTICAL X 18" HORIZONTAL		
N59DDX	Back	0.40	0.60	0.70	0.90	2.6	
N59DDTX	Extreme Back	0.30	0.40	0.60	0.80	1.5	
N59DLX	Seat	0.90	1.10	1.20	1.10	18	
N59HHX	Lumbar	0.40	0.60	0.70	0.90	2.6	
N59HHTX	Extreme Lumbar	0.40	0.60	0.70	0.90	2.6	
N59HLX	Seat	0.90	1.10	1.20	1.10	18	
N59JJX	Back	0.40	0.60	0.70	0.90	2.6	
N59JJTX	Lumbar	0.40	0.60	0.70	0.90	2.6	
N59JLX	Extreme Back	0.30	0.40	0.60	0.80	1.5	
	Extreme Lumbar	0.40	0.60	0.70	0.90	2.6	
	Seat	0.90	1.10	1.20	1.10	18	
N59MMX	Back	0.40	0.50	0.60	0.90	4	
N59MMTX	Extreme Back	0.40	0.50	0.60	0.90	4	
	Seat	0.90	1.00	1.10	1.40	18	
N59PPX	Back	0.40	0.50	0.60	0.90	4	
N59PPTX	Extreme Back	0.20	0.30	0.50	0.70	2.5	
	Seat	0.90	1.00	1.10	1.40	18	
N60AA, N60SAA, N60BB, N60SBB, N60CC, N60SCC, N60DD, N60SDD, N60SAAC, N60SBBC, N60SCCC, N60SDDC, N60SFA, N60SFB, N60SFC, N60SFD, N60STA, N60STB, N60STC, N60STD		0.90	1.00	1.40	2.30	18	
N60AAX, N60SAAX, N60BBX, N60SBBX, N60SAACX, N60SBBCX, N60SFAX, N60SFBX, N60STAX, N60STBX		Back Seat	0.50 0.90	0.60 0.90	0.70 1.10	1.30 1.00	10 7
N60AW, N60BW, N60CW, N60DW, N60SAW, N60SBW, N60SAWC, N60SBWC, N60SFAW, N60SFBW, N60STAW, N60STBW, N60STCW, N60STDW, N60SCW, N60SDW, N60SCWC, N60SDWC, N60SFCW, N60SFDW			1.00	1.00	1.30	1.30	7
N60CCX, N60SCCX, N60DDX, N60SDDX, N60SCCX, N60SDDCX, N60SFCX, N60SFDX, N60STCX, N60STDX		Back Seat	0.60 0.90	0.60 0.90	0.70 1.10	1.30 1.00	12 7
N60EM, N60SEM, N60PM, N60SPM			1.20	1.60	1.90	1.90	22
N60EMX, N60SEM, N60PMX, N60SPMX		Back Seat	0.60 0.80	0.90 0.90	1.00 1.10	1.40 1.00	9 14
N60EMW, N60GMW, N60SEM, N60SGMW, N60RMW, N60PMW, N60SRMW, N60SPMW			0.80	0.90	1.10	1.00	14
N60EE, N60SEE, N60GG, N60SGG, N60PP, N60SPP, N60RR, N60SRR			1.60	1.80	2.10	2.30	30.5
N60EEX, N60SEEX, N60GGX, N60SGGX, N60PPX, N60SPPX, N60RRX, N60SRRX		Back Seat	0.80 0.90	0.90 1.00	1.10 1.20	1.00 1.30	14 17
N60EW, N60SEEW, N60GW, N60SGGW, N60PW, N60SPPW, N60RW			0.80	0.90	1.10	1.00	14
N60GM, N60SGM, N60RM, N60SRRW			1.20	1.70	2.20	1.90	22

COM YARDAGE

# COM YARDAGE REQUIREMENTS

## COM YARDAGE REQUIREMENTS (54" WIDTH – CUT UP THE ROLL)

MODEL	RAILROADED Contact customer service 800-482-1717 for ydg requirements	NON DIRECTIONAL OR SOLID	1"-4" REPEAT	5"-11" REPEAT	12"-18" REPEAT	COL SQUARE FEET
			4" VERTICAL X 4" HORIZONTAL	11" VERTICAL X 11" HORIZONTAL	18" VERTICAL X 18" HORIZONTAL	
N60GMX, N60SGMX, N60RMX, N60SRMX	Back Seat	0.60 0.80	0.90 0.90	1.30 1.10	1.40 1.00	9 14
62X-GUXX		2.15	2.81	5.00	6.03	44
64X-GWXX		1.36	1.58	2.97	2.97	28
N65AAA		1.90	2.80	3.10	4.10	37
N65AAP		1.90	2.80	3.10	4.10	37
N65AASA		1.90	2.80	3.10	4.10	37
N65AASP		1.90	2.80	3.10	4.10	37
N65BBA		1.80	2.40	3.00	3.40	36
N65BBP		1.80	2.40	3.00	3.40	36
N65BBSA		1.80	2.40	3.00	3.40	36
N65BBSP		1.80	2.40	3.00	3.40	36
N65CCA		1.90	2.80	3.10	4.10	37
N65CCP		1.90	2.80	3.10	4.10	37
N65CCSA		1.90	2.80	3.10	4.10	37
N65CCSP		1.90	2.80	3.10	4.10	37
N65DDA		1.80	2.40	3.00	3.40	36
N65DDP		1.80	2.40	3.00	3.40	36
N65DDSA		1.80	2.40	3.00	3.40	36
N65DDSP		1.80	2.40	3.00	3.40	36
N65EEA		1.00	1.50	2.00	2.40	19
N65EEP		1.00	1.50	2.00	2.40	19
N65GGA		1.00	1.10	1.30	1.20	11
N65GGP		1.00	1.10	1.30	1.20	11
N66RD16G, N66RD16C		1.10	1.30	1.60	3.30	22
N66RD18C, N66RD18G		1.20	1.50	1.60	3.40	24
N66RD18CX, N66RD18GX	Seat Upholstery	0.60 1.20	0.70 1.40	0.70 1.30	0.90 2.90	6.5 24
N66RD22C, N66RD22G		1.30	2.20	2.60	3.90	26
N66RD22CX, N66RD22GX	Seat Upholstery	0.80 1.20	0.80 2.20	1.00 1.90	0.90 2.90	8.5 24
N66SQ16G, N66SQ16C		1.10	1.90	2.40	2.70	22
N66SQ18C, N66SQ18G		1.80	1.90	1.90	4.90	36
N66SQ18CX, N66SQ18GX	Seat Upholstery	0.60 1.20	0.70 1.40	0.70 1.30	0.90 3.90	6.5 24
N66SQ22C, N66SQ22G		1.90	2.10	1.90	4.90	0.8
N66SQ22CX, N66SQ22GX	Seat Upholstery	0.70 1.20	0.70 1.40	1.00 1.30	0.90 3.90	7 24
N66TZ16G, N66TZ16C		1.00	1.30	1.90	2.30	20
N66TZ18G, N66TZ18C		1.10	1.60	2.20	3.40	22
N66TZ22G, N66TZ22C		1.40	1.90	2.20	3.90	28
N66RD16GX, N66RD16CX	Seat Upholstery	0.60 1.10	0.80 1.30	0.90 1.90	1.30 2.30	12 22
N66SQ16GX, N66SQ16CX	Seat Upholstery	0.60 1.10	0.80 1.30	0.90 1.90	1.30 2.30	12 22
N66TZ16GX, N66TZ16CX	Seat Upholstery	0.50 1.00	0.60 1.30	0.90 1.60	1.30 1.80	10 20
N66TZ18GX, N66TZ18CX	Seat Upholstery	0.60 1.10	0.80 1.40	0.90 1.60	1.30 3.30	12 22
N66TZ22GX, N66TZ22CX	Seat Upholstery	0.60 1.10	0.80 1.40	1.00 1.60	1.40 3.40	12 22
N71M1M, N71MS1M		1.70	2.70	3.40	4.80	34
N71M1A, N71MS1A		2.10	2.80	4.10	5.20	42
N71M1R, N71M1L		1.90	2.80	3.90	5.00	38

## COM YARDAGE REQUIREMENTS

### COM YARDAGE REQUIREMENTS (54" WIDTH – CUT UP THE ROLL)

MODEL	RAILROADED Contact customer service 800-482-1717 for ydg requirements	NON DIRECTIONAL OR SOLID	1"-4" REPEAT	5"-11" REPEAT	12"-18" REPEAT	COL SQUARE FEET
			4" VERTICAL X 4" HORIZONTAL	11" VERTICAL X 11" HORIZONTAL	18" VERTICAL X 18" HORIZONTAL	
N71M1MX, N71MS1MX	Back	1.10	1.30	1.50	2.30	22
	Seat	1.10	1.70	2.60	3.20	22
N71M1AX, N71MS1AX	Back	1.10	1.30	1.50	2.30	22
	Seat	1.10	1.70	2.60	3.20	22
	Arm	0.90	1.00	1.70	2.70	18
N71M1RX, N71M1LX	Back	1.10	1.30	1.50	2.30	22
	Seat	1.10	1.70	2.60	3.20	22
	Arm	0.90	1.00	1.60	1.70	18
N71D1		1.10	1.70	2.60	3.20	22
N71D2		1.50	2.50	4.00	4.00	28
72X-GUXT, 72-GUXX		1.20	1.70	1.80	2.20	25
N74M1A		5.60	7.00	8.20	9.40	111
N74M1AX	Back	0.70	1.00	1.50	2.30	14
	Seat	0.80	1.50	2.00	2.90	16
	Upholstery	4.50	4.90	5.60	8.40	90
N74M1AT		6.80	8.00	9.00	10.20	136
N74M1ATX	Back	1.20	1.70	2.00	2.90	23
	Seat	1.40	1.70	2.50	3.30	27
	Upholstery	4.50	4.90	5.60	8.40	90
N74M1ATB		6.20	7.80	8.90	10.00	124
N74M1ATBX	Back	1.20	1.70	2.00	2.90	23
	Seat	0.80	1.50	2.00	2.90	16
	Upholstery	4.50	4.90	5.60	8.40	90
N74M2A		9.50	10.50	12.90	14.50	189
N74M2AX	Back	1.60	1.90	2.50	4.90	31
	Seat	2.40	2.90	4.00	4.90	48
	Upholstery	5.80	6.50	7.20	8.70	115
N74M2AT		11.00	12.00	14.00	16.50	219
N74M2ATX	Back	2.70	3.00	3.90	5.90	53
	Seat	2.80	3.30	4.30	5.80	55
	Upholstery	5.80	6.50	7.20	8.70	115
N74M2ATB		10.60	11.90	14.00	16.00	211
N74M2ATBX	Back	2.70	3.00	3.90	5.90	53
	Seat	2.40	2.90	4.00	4.90	48
	Upholstery	5.80	6.50	7.20	8.70	115
N74M4A		10.00	17.00	21.00	25.20	198
N74M4AX	Back	2.10	3.30	4.40	6.70	42
	Seat	2.80	4.60	7.50	9.00	56
	Upholstery	6.60	9.00	10.20	10.80	132
N74M4AT		14.90	20.40	23.80	29.00	297
N74M4ATX	Back	4.40	5.50	7.00	9.00	88
	Seat	4.90	6.00	8.00	10.80	97
	Upholstery	6.60	9.00	10.20	10.80	132
N74M4ATB		12.80	19.30	23.70	27.00	255
N74M4ATBX	Back	4.40	5.50	7.00	9.00	88
	Seat	2.80	4.60	7.50	9.00	56
	Upholstery	6.60	9.00	10.20	10.80	132
N74M1AUW		4.80	6.50	8.00	9.50	94.7
N74M1AUWX	Back	0.70	1.00	1.50	2.30	14.0
	Seat	0.80	1.50	2.00	2.90	16.0
	Upholstery	3.80	4.50	5.50	7.00	74.8
N74M1ATUW		6.00	7.00	9.00	10.50	119.0
N74M1ATUWX	Back	1.20	1.70	2.00	2.90	23.0
	Seat	1.40	1.70	2.50	3.30	27.0
	Upholstery	3.80	4.50	5.50	7.00	74.8
N74M1ATBUW		5.50	7.00	8.50	10.00	109.1

# COM YARDAGE REQUIREMENTS

## COM YARDAGE REQUIREMENTS (54" WIDTH – CUT UP THE ROLL)

MODEL	RAILROADED Contact customer service 800-482-1717 for ydg requirements	NON DIRECTIONAL OR SOLID	1"-4" REPEAT	5"-11" REPEAT	12"-18" REPEAT	COL SQUARE FEET
			4" VERTICAL X 4" HORIZONTAL	11" VERTICAL X 11" HORIZONTAL	18" VERTICAL X 18" HORIZONTAL	
N74M1ATBUWX	Back	1.20	1.70	2.00	2.90	23.0
	Seat	0.80	1.50	2.00	2.90	16.0
	Upholstery	3.80	4.50	5.50	7.00	74.8
N74M1ASUW		4.80	6.50	7.80	9.00	94.1
N74M1ASUWX	Back	0.80	1.00	1.50	1.80	15.5
	Seat	0.80	1.50	2.00	2.90	16.0
	Upholstery	3.80	4.50	5.50	7.00	74.8
N74M1S		5.50	7.00	8.50	9.00	108.5
N74M1SX	Back	0.80	1.00	1.50	1.80	15.5
	Seat	0.80	1.50	2.00	2.90	16.0
	Upholstery	4.50	4.90	5.60	8.40	90.0
N74M2AUW		8.60	10.00	12.00	15.00	171.1
N74M2AUWX	Back	1.60	1.90	2.50	4.90	31.0
	Seat	2.40	2.90	4.00	4.90	48.0
	Upholstery	4.90	5.50	7.00	10.00	95.8
N74M2ATUW		10.00	11.50	14.00	16.50	199.3
N74M2ATUWX	Back	2.70	3.00	3.90	5.90	53.0
	Seat	2.80	3.30	4.30	5.80	55.0
	Upholstery	4.90	5.50	7.00	10.00	95.8
N74M2ATBUW		9.60	11.00	13.00	15.50	190.4
N74M2ATBUWX	Back	2.70	3.00	3.90	5.90	53.0
	Seat	2.40	2.90	4.00	4.90	48.0
	Upholstery	4.90	5.50	7.00	10.00	95.8
N74M2ASUW		8.40	10.00	11.50	13.50	167.2
N74M2ASUWX	Back	1.50	2.00	2.50	4.00	29.9
	Seat	2.40	2.90	4.00	4.90	48.0
	Upholstery	4.90	5.50	7.00	10.00	95.8
N74M2AS		9.50	11.00	13.00	14.00	188.8
N74M2ASX	Back	1.50	2.00	2.50	4.00	29.9
	Seat	2.40	2.90	4.00	4.90	48.0
	Upholstery	5.80	6.50	7.20	8.70	115.0
N74M4AUW		9.10	16.00	20.50	25.00	179.9
N74M4AUWX	Back	2.10	3.30	4.40	6.70	42.0
	Seat	2.80	4.60	7.50	9.00	56.0
	Upholstery	5.50	8.00	10.00	12.00	109.6
N74M4ATUW		14.00	19.00	24.00	28.50	277.3
N74M4ATUWX	Back	4.40	5.50	7.00	9.00	88.0
	Seat	4.90	6.00	8.00	10.80	97.0
	Upholstery	5.50	8.00	10.00	12.00	109.6
N74M4ATBUW		11.90	18.50	23.50	25.00	235.3
N74M4ATBUWX	Back	4.40	5.50	7.00	9.00	88.0
	Seat	2.80	4.60	7.50	9.00	56.0
	Upholstery	5.50	8.00	10.00	12.00	109.6
N74M4ASUW		8.90	15.50	19.00	22.00	176.0
N74M4ASUWX	Back	2.20	3.50	4.30	5.00	43.2
	Seat	2.80	4.60	7.50	9.00	56.0
	Upholstery	5.50	8.00	10.00	12.00	109.6
N74M4AS		10.00	17.00	21.00	22.00	197.6
N74M4ASX	Back	2.20	3.50	4.30	5.00	43.2
	Seat	2.80	4.60	7.50	9.00	56.0
	Upholstery	6.60	9.00	10.20	10.80	132.0
N75BAC		2.30	3.10	3.50	5.40	47
N75BBC		2.30	3.10	3.50	5.40	47
N75BCC		2.20	2.60	3.00	5.00	45
N75BDC		2.20	2.60	3.00	5.00	45
N75SAC		2.30	3.10	3.50	5.40	47
N75SBC		2.30	3.10	3.50	5.40	47

## COM YARDAGE REQUIREMENTS

### COM YARDAGE REQUIREMENTS (54" WIDTH – CUT UP THE ROLL)

MODEL	RAILOADED Contact customer service 800-482-1717 for ydg requirements	NON DIRECTIONAL OR SOLID	1"-4" REPEAT	5"-11" REPEAT	12"-18" REPEAT	COL SQUARE FEET
			4" VERTICAL X 4" HORIZONTAL	11" VERTICAL X 11" HORIZONTAL	18" VERTICAL X 18" HORIZONTAL	
N75SCC		2.20	2.60	3.00	5.00	45
N75SDC		2.20	2.60	3.00	5.00	45
N75SPC		2.20	2.60	3.00	5.00	45
N75SSC		2.30	3.10	3.50	5.40	47
N75WS		1.30	1.50	2.20	2.90	26
N77D14LM		0.80	1.00	2.00	3.20	14.4
N77D14LMX	Seat	0.70	0.80	1.00	1.40	12.2
	Seat Accent	0.40	0.70	1.40	2.70	7.2
N77GL4LM, N77GL4HM, N77GL4HW		1.80	1.90	3.40	3.40	34.9
N77GL4LMX, N77GL4HMX, N77GL4HWX	Back	1.20	1.50	1.80	2.50	22.2
	Extreme	1.20	1.50	2.00	2.50	22.2
N77GM4LM, N77GM4HM, N77GM4HW		2.00	2.40	3.90	4.00	38.2
N77GM4LMX, N77GM4HMX, N77GM4HWX	Back	1.30	1.70	2.20	2.50	24.9
	Extreme	1.20	1.70	2.30	2.50	22.2
N77GH4LM, N77GH4HM, N77GH4HW		2.10	2.80	4.80	4.80	41.6
N77GH4LMX, N77GH4HMX, N77GH4HWX	Back	1.30	1.70	2.20	2.50	24.9
	Extreme	1.20	1.70	2.30	2.50	22.2
	Accent	0.50	1.70	1.50	1.80	10.0
N78PAU		1.80	2.20	2.90	3.00	35.5
N78GEAU		2.10	2.30	3.50	3.90	41.5
N78GEAW		1.90	2.00	3.20	3.50	36.5
N78GFAU, N78GFMU, N78SFAU, N78SFMU, N78AFLAU, N78AFRAU, N78AFLMU, N78AFRMU		1.50	1.70	2.60	2.90	30
N78T2AU, N78B2AU, N78B2EU		2.80	3.40	4.10	5.90	55
N78T3AU, N78B3AU, N78B3EU		4.10	5.10	6.50	8.90	80
N78GFAW, N78GFMW, N78SFAW, N78SFMW, N78AFLAW, N78AFRAW, N78AFLMW, N78AFRMW		1.40	1.50	2.20	2.90	26.5
N78T2AW, N78B2AW N78B2EW		2.40	2.80	3.70	5.40	46.5
N78T3AW, N78B3AW, N78B3EW		3.70	4.30	5.60	7.90	72
N78D1M		1.10	1.20	1.30	1.70	21.5
N78D2M, N78D2A		1.80	1.90	2.20	3.20	34
N78D3M, N78D3A		2.20	2.30	2.90	4.70	43
N78PAUX	Back	1.00	1.20	1.20	1.10	20
	Extreme	1.00	1.10	1.20	1.10	19.5
	Seat	0.90	1.00	1.10	1.30	17
N78GEAUX	Back	0.80	0.80	1.40	1.40	14.5
	Extreme	0.70	0.80	0.80	0.90	12.75
	Seat	1.00	1.10	2.10	1.90	20
N78GEAWX	Back	0.60	0.70	1.20	1.30	12
	Extreme	0.60	0.70	0.70	0.90	10.5
	Seat	1.00	1.10	2.10	1.90	20
N78GFAUX, N78GFMUX, N78SFAUX, N78SFMUX, N78AFLAUX, N78AFRAUX, N78AFLMUX, N78AFRMUX	Back	0.80	0.90	1.10	1.00	14.5
	Extreme	0.70	0.80	0.70	0.90	7
	Seat	0.90	1.00	1.10	1.30	17

COM YARDAGE

# COM YARDAGE REQUIREMENTS

## COM YARDAGE REQUIREMENTS (54" WIDTH – CUT UP THE ROLL)

MODEL	RAILOADED Contact customer service 800-482-1717 for ydg requirements	NON DIRECTIONAL OR SOLID	1"-4" REPEAT	5"-11" REPEAT	12"-18" REPEAT	COL SQUARE FEET
			4" VERTICAL X 4" HORIZONTAL	11" VERTICAL X 11" HORIZONTAL	18" VERTICAL X 18" HORIZONTAL	
N78T2AUX, N78B2AUX, N78B2EUX	Back Extreme Seat	1.30 0.70 1.60	1.50 1.40 1.80	1.40 1.30 2.00	2.00 1.90 2.30	25 12 31
N78T3AUX, N78B32AUX, N78B32EUX	Back Extreme Seat	1.50 1.30 2.40	1.80 2.10 2.50	2.30 2.00 3.00	3.00 2.90 3.30	28 24.5 47
N78GFAWX, N78GFMWX, N78SFAWX, N78SFMWX, N78AFLAWX, N78AFRAWX, N78AFLMWX, N78AFRMWX	Back Extreme Seat	0.60 0.60 0.90	0.70 0.70 1.00	0.70 0.70 1.10	0.90 0.90 1.30	12 5 17
N78T2AWX, N78B2AWX, N78B2EWX	Back Extreme Seat	0.90 0.60 1.60	1.20 1.30 1.80	1.30 1.30 2.00	1.30 1.40 2.30	18 10.5 31
N78T3AWX, N78B3AWX, N78B3EWX	Back Extreme Seat	1.20 1.10 2.40	1.30 1.80 2.50	1.90 1.90 3.00	2.90 1.90 3.30	22 20.5 47
N78LAAAU, N78LAAAUB, N78LAAAUR, N78LAAAUL		7.60	9.10	14.80	18.40	150
N78LAAAUX, N78LAAAUBX, N78LAAAURX, N78LAAAULX	Seat Back Arm Extreme Back	2.80 1.90 2.90 1.70	3.80 2.60 3.20 2.70	3.70 3.00 5.00 3.00	7.80 3.10 7.90 3.00	54 35.5 56 33
N78LAAAW, N78LAAAWR, N78LAAAWL, N78LAAAWB		7.70	9.10	14.40	18.40	151
N78LAAAWX, N78LAAAWRX, N78LAAAWLX, N78LAAAWBX	Seat Front Back Arm Extreme Back	2.80 1.60 2.90 1.50	3.80 1.80 3.20 2.50	3.70 2.90 5.00 2.90	7.80 3.00 7.90 3.00	54 30.5 56 28.5
N78LAAU, N78LAAUR N78LAAUL, N78LAAUB		5.40	6.40	10.20	12.90	105
N78LAAUX, N78LAAURX, N78LAAULX, N78LAAUBX	Seat Back Arm Extreme Back	1.90 1.70 2.40 0.90	2.60 1.80 2.60 1.90	2.50 2.10 3.30 2.10	5.30 2.10 5.90 2.00	40 32 45 17
N78LAAW, N78LAAWR N78LAAWL, N78LAAWB		5.10	6.10	10.20	12.90	100
N78LAAWX, N78LAAWRX N78LAAWLX, N78LAAWBX	Seat Front Back Arm Extreme Back	1.90 1.50 2.40 0.80	2.60 1.70 2.60 1.70	2.50 2.00 3.30 2.00	7.30 2.00 5.90 2.00	40 28 45 14.5
N78LAU, N78LAUR, N78LAUL		3.20	3.70	5.90	7.40	61
N78LAUX, N78LAURX, N78LAULX	Seat Back Arm Extreme Back	1.30 1.00 1.80 0.90	1.30 1.00 1.80 1.00	1.30 1.20 2.80 1.10	2.80 1.10 3.90 1.00	23.5 18.5 34 8
N78LAW, N78LAWR, N78LAWL		3.00	3.70	5.90	7.40	57.5
N78LAWX, N78LAWRX, N78LAWLX	Seat Front Back Arm Extreme Back	1.30 0.90 1.80 0.80	1.30 0.90 1.80 0.90	1.30 1.10 2.80 1.10	2.80 1.00 3.90 1.00	23.5 15.5 34 8
N78LBU, N78LBUR, N78LBUL, N78LBUB		4.70	5.90	8.90	11.30	92
N78LBUX, N78LBURX, N78LBULX, N78LBUBX	Seat Back Arm Extreme Back	1.90 1.70 1.80 0.90	2.60 1.80 1.80 1.90	2.50 2.10 2.80 2.10	5.30 2.10 3.90 2.00	40 32 34 17
N78LBW, N78LBWR, N78LBWL, N78LBWB		4.40	5.50	8.70	11.30	87

## COM YARDAGE REQUIREMENTS

### COM YARDAGE REQUIREMENTS (54" WIDTH – CUT UP THE ROLL)

MODEL	RAILOADED Contact customer service 800-482-1717 for ydg requirements	NON DIRECTIONAL OR SOLID	1"-4" REPEAT	5"-11" REPEAT	12"-18" REPEAT	COL SQUARE FEET
			4" VERTICAL X 4" HORIZONTAL	11" VERTICAL X 11" HORIZONTAL	18" VERTICAL X 18" HORIZONTAL	
N78LBWX, N78LBWRX, N78LBWLX, N78LBWBX	Seat	1.90	2.60	2.50	5.30	40
	Front Back	1.50	1.70	2.00	2.00	28
	Arm	1.80	1.80	2.80	3.90	34
	Extreme Back	0.80	1.70	2.00	2.00	14.5
N78LCU, N78LCUR, N78LCUL, N78LCUB		6.40	7.60	12.00	15.80	126
N78LCUX, N78LCURX, N78LCULX, N78LCUBX	Seat	2.80	3.80	3.70	7.80	54
	Back	1.90	2.60	3.00	3.10	35.5
	Arm	1.80	1.80	2.80	3.90	34
	Extreme Back	1.70	2.70	3.00	3.00	33
N78LCW, N78LCWR, N78LCWL, N78LCWB		6.10	7.30	12.00	15.80	118.5
N78LCWX, N78LCWRX, N78LCWLX, N78LCWBX	Seat	2.80	3.80	3.70	7.80	54
	Front Back	1.60	1.80	2.90	3.00	30.5
	Arm	1.80	1.80	2.80	3.90	34
	Extreme Back	1.50	2.50	2.90	3.00	28.5
N78LEU		4.10	4.80	5.90	7.40	78.5
N78LEUX	Seat	1.30	1.70	1.80	2.80	24
	Back	1.00	1.00	1.20	1.50	18.5
	Arm	1.80	1.80	2.80	3.90	34
	Extreme Back	0.90	1.00	1.10	1.00	17
N78LEW		3.80	4.50	5.90	7.40	74
N78LEWX	Seat	1.30	1.70	1.80	2.80	24
	Front Back	0.90	0.90	1.10	1.40	15.5
	Arm	1.80	1.80	2.80	3.90	34
	Extreme Back	0.80	0.90	1.10	1.00	14.5
N79AAC		1.90	2.90	3.00	3.00	38
N79BBC, N79CC		1.70	1.90	3.00	3.00	33
N84L1A		8.30	8.90	12.20	14.70	165
N84L1AX	Upholstery	2.40	2.90	4.20	4.70	47
	Seat	2.10	2.70	4.60	5.70	41
	Back	1.30	1.60	2.20	3.30	26
	Arm	2.60	3.20	3.90	7.50	52
N84L1UA		8.30	8.90	12.20	14.70	165
N84L1UAX	Upholstery	2.40	2.90	4.20	4.70	47
	Seat	2.10	2.70	4.60	5.70	41
	Back	1.30	1.60	2.20	3.30	26
	Arm	2.60	3.20	3.90	7.50	52
N84L1L		7.00	7.80	10.80	13.20	139
N84L1LX	Upholstery	2.40	2.90	4.20	4.70	47
	Seat	2.10	2.90	4.20	4.70	47
	Back	1.30	1.60	2.20	3.30	26
	Arm	1.30	1.70	2.50	4.50	27
N84L1R		7.00	7.50	10.80	13.20	138
N84L1RX	Upholstery	2.40	2.90	4.20	4.70	47
	Seat	2.10	2.70	2.70	5.70	41
	Back	1.30	1.60	2.20	3.30	26
	Arm	1.30	1.70	2.50	4.50	27
N84L1M		5.70	6.60	9.40	10.70	39
N84L1MX	Upholstery	2.40	2.90	4.20	4.70	47
	Seat	2.10	2.70	4.60	5.70	41
	Back	1.30	1.60	2.20	3.30	26
N84L2A		13.30	14.70	19.70	23.20	266
N84L2AX	Upholstery	4.20	4.80	6.70	7.00	82
	Seat	4.20	5.00	8.70	10.70	83
	Back	2.60	2.80	3.40	3.50	18
	Arm	2.60	3.20	3.90	7.50	52
N84L2UA		13.30	14.70	19.70	23.20	266



# COM YARDAGE REQUIREMENTS

## COM YARDAGE REQUIREMENTS (54" WIDTH – CUT UP THE ROLL)

MODEL	RAILROADED Contact customer service 800-482-1717 for ydg requirements	NON DIRECTIONAL OR SOLID	1"-4" REPEAT	5"-11" REPEAT	12"-18" REPEAT	COL SQUARE FEET
			4" VERTICAL X 4" HORIZONTAL	11" VERTICAL X 11" HORIZONTAL	18" VERTICAL X 18" HORIZONTAL	
N84L2UAX	Upholstery	4.20	4.80	6.70	7.00	82
	Seat	4.20	5.00	8.70	10.70	83
	Back	2.60	2.80	3.40	3.50	18
	Arm	2.60	3.20	3.90	7.50	52
N84L2L		12.00	13.40	18.40	21.20	241
N84L2LX	Upholstery	4.20	4.80	6.70	7.00	82
	Seat	4.20	5.00	8.70	10.70	83
	Back	2.60	2.80	3.40	3.50	18
	Arm	1.30	1.70	2.50	4.50	27
N84L2R		12.00	13.40	18.40	21.20	241
N84L2RX	Upholstery	4.20	4.80	6.70	7.00	82
	Seat	4.20	5.00	8.70	10.70	83
	Back	2.60	2.80	3.40	3.40	18
	Arm	1.30	1.70	2.50	4.50	27
N84L2M		10.70	12.00	16.10	18.70	214
N84L2MX	Upholstery	4.20	4.80	6.70	7.00	82
	Seat	4.20	5.00	8.80	10.70	83
	Back	2.60	2.80	3.40	3.40	18
N84L3A		18.30	20.10	27.30	31.20	364
N84L3AX	Upholstery	5.90	9.00	12.20	12.50	168
	Seat	6.30	7.00	12.90	15.70	124
	Back	3.90	4.20	4.80	5.00	73
	Arm	2.60	3.20	3.90	7.50	52
N84L3UA		18.30	20.10	27.30	31.20	364
N84L3UAX	Upholstery	5.90	9.00	12.20	12.50	168
	Seat	6.30	7.00	12.90	15.70	124
	Back	3.90	4.20	4.80	5.00	73
	Arm	2.60	3.20	3.90	7.50	52
N84L3L		17.00	18.90	25.90	29.10	338
N84L3LX	Upholstery	5.90	9.30	12.20	12.70	169
	Seat	6.30	9.00	12.20	12.50	168
	Back	3.90	4.20	4.80	5.00	73
	Arm	1.30	1.70	2.50	4.50	27
N84L3R		17.00	18.90	25.90	29.10	338
N84L3RX	Upholstery	5.90	9.30	12.20	12.70	169
	Seat	6.30	9.00	12.20	12.50	168
	Back	3.90	4.20	4.80	5.00	73
	Arm	1.30	1.70	2.50	4.50	27
N84L3M		15.70	17.70	24.50	26.70	313
N84L3MX	Upholstery	5.90	9.30	12.20	12.70	169
	Seat	6.30	9.30	12.20	12.70	169
	Back	3.90	4.20	4.80	5.00	73
N84IN9L		8.00	8.70	11.50	11.70	160
N84IN9LX	Upholstery	3.70	4.00	5.60	5.90	70
	Seat	2.10	9.00	12.20	12.50	168
	Back	2.50	2.90	3.40	3.70	50
N84IN9R		8.00	8.70	11.50	11.70	160
N84IN9RX	Upholstery	3.70	4.00	5.60	5.90	70
	Seat	2.10	9.00	12.20	12.50	168
	Back	2.50	2.90	3.40	3.70	50
N84IN9D		8.40	9.60	12.90	15.20	173
N84IN9DX	Upholstery	3.70	4.70	6.70	7.00	83
	Seat	2.50	2.80	4.60	6.70	48
	Back	2.50	2.90	3.40	3.90	50
N84D1		3.30	3.80	7.00	9.10	67
N84D1X	Upholstery	1.20	1.80	3.20	4.70	26
	Seat	2.10	2.50	4.30	5.20	42
N84D1U		3.30	3.80	7.00	9.10	67

## COM YARDAGE REQUIREMENTS

### COM YARDAGE REQUIREMENTS (54" WIDTH – CUT UP THE ROLL)

MODEL	RAILROADED Contact customer service 800-482-1717 for ydg requirements	NON DIRECTIONAL OR SOLID	1"-4" REPEAT	5"-11" REPEAT	12"-18" REPEAT	COL SQUARE FEET
			4" VERTICAL X 4" HORIZONTAL	11" VERTICAL X 11" HORIZONTAL	18" VERTICAL X 18" HORIZONTAL	
N84D1UX	Upholstery	1.20	1.80	3.20	4.70	26
	Seat	2.10	2.50	4.30	5.20	42
N84D2		3.50	4.00	7.00	10.10	70
N84D2X	Upholstery	1.20	1.80	3.20	4.70	26
	Seat	2.30	2.60	4.30	6.20	45
N84D2U		3.50	4.00	7.00	10.10	70
N84D2UX	Upholstery	1.20	1.80	3.20	4.70	26
	Seat	2.30	2.60	4.30	6.20	45
N84T36ENL		1.30	2.30	4.60	6.70	37
N84T36ENUL		1.30	2.30	4.60	6.70	37
N84T36ENS		1.30	2.30	4.60	6.70	37
N84T36ENUS		1.30	2.30	4.60	6.70	37
N84T60MGL		1.90	2.00	3.10	4.70	26
N84T60MGUL		1.90	2.00	3.10	4.70	26
N84T60MGS		1.90	2.00	3.40	4.70	26
N84T60MGUS		1.90	2.00	3.40	4.70	26
N85CAC		1.70	2.40	3.00	3.00	35
N85CBC		1.60	2.30	2.70	3.00	34
N85LA, N85LAT		2.80	4.90	5.80	7.00	56
N85LAX, N85LATX	Back	0.90	1.00	1.20	1.10	18
	Seat	1.10	1.20	1.80	2.30	22
	Outer Shell	1.90	3.10	3.90	5.00	38
N85LB, N85LBT		4.00	7.60	8.90	10.80	80
N85LBX, N85LBTX	Back	1.00	2.00	2.20	2.10	20
	Seat	1.30	2.20	2.80	3.30	26
	Outer Shell	2.10	3.80	4.80	6.00	42
N85LC, N85LCT		5.30	10.40	11.30	13.80	106
N85LCX, N85LCTX	Back	1.80	2.90	3.10	3.20	36
	Seat	1.90	3.50	3.10	4.80	38
	Outer Shell	2.70	4.60	5.70	7.00	54
N85LD, N85LDT		2.60	4.40	6.40	6.30	52
N85LDX, N85LDTX	Seat	1.70	3.40	4.00	4.30	34
	Outer Shell	1.10	1.30	2.60	2.40	22
N85SA, N85SAT		0.90	1.50	2.30	2.40	18
N85SAA, N85SAAT		1.80	2.90	4.10	4.40	36
N85SAAA, N85SAAAT		2.50	4.10	5.90	6.40	50
N85SAAAX, N85SAAATX	Back	1.30	1.50	3.20	3.40	26
	Seat	2.50	2.80	3.10	3.10	50
N85SAAX, N85SAATX	Back	0.90	1.10	2.20	2.40	18
	Seat	1.70	1.90	2.20	2.10	34
N85SACA, N85SACAT		2.50	3.80	5.30	5.40	50
N85SACAX, N85SACATX	Back	0.90	1.10	2.30	2.40	18
	Seat	2.50	2.80	3.10	3.10	50
N85SAX, N85SATX	Back	0.50	0.70	1.30	1.40	10
	Seat	0.90	1.10	1.20	1.10	18
N85SB, N85SBT		1.20	1.60	2.60	3.00	24
N85SBX, N85SBTX	Back	0.60	0.80	1.40	2.00	12
	Seat	0.90	1.10	1.20	1.10	18
N85SC, N85SCT		0.80	1.00	1.10	1.00	17
N85SE, N85SET		2.00	2.20	2.60	3.00	40
N85SEX, N85SETX	Back	1.20	1.40	1.40	2.00	24
	Seat	0.90	1.10	1.20	1.10	18
N87AAA36		2.10	2.50	3.90	3.30	42
N87AAA36X	Back	1.50	1.80	2.10	2.30	29
	Back Accent	1.10	1.20	1.20	1.50	21
	Upholstery	0.80	1.00	1.20	1.30	15

COM YARDAGE

# COM YARDAGE REQUIREMENTS

## COM YARDAGE REQUIREMENTS (54" WIDTH – CUT UP THE ROLL)

MODEL	RAILOADED Contact customer service 800-482-1717 for ydg requirements	NON DIRECTIONAL OR SOLID	1"-4" REPEAT	5"-11" REPEAT	12"-18" REPEAT	COL SQUARE FEET
			4" VERTICAL X 4" HORIZONTAL	11" VERTICAL X 11" HORIZONTAL	18" VERTICAL X 18" HORIZONTAL	
N87C120		2.80	3.20	3.90	5.00	52
N87C120X	Back	2.30	2.50	3.20	3.50	44
	Back Accent	0.80	0.80	1.80	1.80	12
	Upholstery	0.80	1.10	2.20	2.20	16
N87TA		4.00	3.00	4.00	6.90	79
N87TAX	Back	1.30	1.80	2.40	2.40	32
	Back Accent	1.20	1.30	2.40	2.40	23
	Upholstery	0.80	1.10	2.40	2.30	16
	Extreme	1.50	1.80	2.40	2.40	29
N87LALAR		3.00	3.80	4.50	4.80	59
N87LALARX	Back	1.00	1.10	1.20	1.80	18
	Back Accent	1.10	1.30	1.80	1.90	22
	Upholstery	0.80	1.00	1.70	1.70	16
	Extreme	1.50	1.80	2.20	2.30	29
N87AS1A36		3.00	3.70	5.00	5.20	59
N87AS1A36X	Back	0.80	1.00	1.20	1.30	15
	Back Accent	1.10	1.20	1.20	1.50	21
	Upholstery	0.80	1.00	1.70	1.80	15
	Extreme	0.50	1.00	1.20	1.30	15
	Seat	1.30	1.40	1.80	2.00	25
N87AS2A36		4.50	5.30	6.20	6.70	88
N87AS2A36X	Back	1.50	1.80	2.10	2.30	29
	Back Accent	1.10	1.20	1.20	1.50	21
	Upholstery	1.10	1.40	2.60	2.80	22
	Seat	3.00	3.50	3.80	5.20	61
N87CS120		4.10	5.00	8.00	9.50	82
N87CS120X	Back	2.20	2.50	3.40	3.50	44
	Back Accent	0.60	0.80	1.80	1.80	12
	Upholstery	1.50	2.00	3.80	3.80	30
	Seat	2.10	2.80	5.20	5.20	42
N87TSA		6.20	5.40	6.30	8.30	123
N87TSAX	Back	1.30	1.80	2.40	2.40	31
	Back Accent	1.20	1.30	2.40	2.40	23
	Upholstery	0.80	1.10	2.30	2.40	16
	Extreme	1.50	1.80	2.40	2.40	29
	Seat	2.30	2.50	2.80	2.90	47
N87LSALAR		4.00	4.60	5.50	5.30	78
N87LSALARX	Back	1.00	1.10	1.20	1.80	18
	Back Accent	1.10	1.30	1.80	1.90	22
	Upholstery	1.50	1.70	2.40	2.40	29
	Extreme	1.50	1.80	2.20	2.30	29
	Seat	1.20	1.40	1.70	1.70	24
N87IN3616C, N87IN3616G		1.50	0.60	2.40	2.70	30
N87IN3616CX, N87IN3616GX	Upholstery	0.40	0.70	0.90	1.80	8
	Seat	1.20	1.50	1.80	2.20	24
N87IN3618C, N87IN3618G		1.80	2.00	2.40	3.30	35
N87IN3618CX, N87IN3618GX	Upholstery	0.50	0.70	0.90	1.80	10
	Seat	1.40	1.50	1.90	2.30	26
N87CR12016C, N87CR12016G		1.00	1.50	1.80	2.80	20
N87CR12016CX, N87CR12016GX	Upholstery	0.40	0.70	0.90	1.80	8
	Seat	1.00	1.10	1.80	2.30	19
N87CR12018C, N87CR12018G		1.30	1.60	2.10	2.80	25
N87CR12018CX, N87CR12018GX	Upholstery	0.50	0.70	0.90	1.80	10
	Seat	1.00	1.10	2.00	2.30	20
89X-EWEXC		1.80	2.70	3.00	3.00	37
89X-MWEXC		1.60	2.40	2.90	2.90	33
89X-EUEXC, 89X-EUFXC		2.15	2.70	3.00	3.80	44

## COM YARDAGE REQUIREMENTS

### COM YARDAGE REQUIREMENTS (54" WIDTH – CUT UP THE ROLL)

MODEL	RAILOADED Contact customer service 800-482-1717 for ydgs requirements	NON DIRECTIONAL OR SOLID	1"-4" REPEAT	5"-11" REPEAT	12"-18" REPEAT	COL SQUARE FEET
			4" VERTICAL X 4" HORIZONTAL	11" VERTICAL X 11" HORIZONTAL	18" VERTICAL X 18" HORIZONTAL	
89X-MUEXC, 89X-MUFXC		2.00	2.40	2.90	3.30	41
89X-EWECC		1.80	2.70	3.00	3.80	37
89X-MWECC		1.60	2.40	2.90	3.30	33
89X-GWXX		1.50	2.30	2.60	2.90	31
N90AA, N90AAT, N90AATB		4.80	7.10	8.50	8.90	106
N90BB, N90BBT, N90BBTB		8.40	10.90	12.40	13.50	184
N90CC, N90CCT, N90CCTB		9.20	15.10	16.60	17.50	203
N90AAP, N90AATP, N90AATBP	Upholstery	4.80	7.10	8.50	8.90	106
N90AAX, N90AATX, N90AATBX	Seat/Back Upholstery	1.40 4.00	2.40 4.60	3.60 5.10	3.70 6.50	32 90
N90BBP, N90BBTP, N90BBTBP	Upholstery	8.40	10.90	12.40	13.50	184
N90BBX, N90BBTX, N90BBTBX	Seat/Back Upholstery	3.40 5.40	5.20 5.90	5.80 7.40	5.80 7.90	74 119
N90CCP, N90CCTP, N90CCTBP	Upholstery	9.20	15.10	16.60	17.50	203
N90CCX, N90CCTX, N90CCTBX	Seat/Back Upholstery	5.00 6.20	7.70 7.90	8.60 8.00	8.60 9.40	110 136
N92B1		2.70	3.10	3.70	3.30	52.5
N92B2		4.40	5.00	5.80	5.40	86.5
N92B3		6.10	6.90	8.00	7.40	119.5
N92B9		2.90	3.30	4.90	5.60	57.5
N92CSA, N92CSAC, N92CSAL, N92CSACL, N92CSAR, N92CSACR		3.50	4.60	6.10	7.80	70
N92CSAX, N92CSACX, N92CSALX, N92CSACLX, N92CSARX, N92CSACRX	Upholstery Arm	2.40 2.00	3.00 2.20	3.50 2.50	3.80 3.90	48 40
N92CSLL, N92CSLLC, N92CSRR, N92CSRRC		2.80	3.40	5.20	5.90	56
N92CSLLX, N92CSLLCX, N92CSRRX, N92CSRRCX	Upholstery Arm	2.40 0.90	3.00 1.10	3.50 1.90	3.80 1.90	48 18
N92CSM, N92CSMC		2.40	3.00	3.50	3.80	48
N92H1B, N92H1BR, N92H1BL		7.70	8.30	9.30	10.40	151
N92H1BH		10.60	11.30	12.50	12.90	211
N92H1BHX	Seat Back Lumbar Accent Arms	2.70 1.40 0.40 1.00 5.70	3.10 1.50 0.50 1.10 5.90	3.60 1.50 0.60 1.20 7.50	4.30 2.20 0.80 1.30 7.50	53 25 7 18 113
N92H1BM		9.20	9.90	11.30	12.20	183
N92H1BMX	Seat Back Lumbar Accent Arms	2.70 1.40 0.40 1.00 4.30	3.10 1.50 0.50 1.10 4.60	3.60 1.50 0.60 1.20 6.30	4.30 2.20 0.80 1.30 7.10	53 25 7 18 86
N92H1BX, N92H1BRX, N92H1BLX	Seat Back Lumbar Accent Arms	2.70 1.40 0.40 1.00 2.80	3.10 1.50 0.50 1.10 3.20	3.60 1.50 0.60 1.20 3.80	4.30 2.20 0.80 1.30 3.90	53 25 7 18 58
N92H1M		5.00	5.70	6.10	6.40	97
N92H1MX	Seat Back Lumbar Accent	2.70 1.40 0.40 1.00	3.10 1.50 0.50 1.10	3.60 1.50 0.60 1.20	4.30 2.20 0.80 1.30	53 25 7 18

COM YARDAGE

# COM YARDAGE REQUIREMENTS

## COM YARDAGE REQUIREMENTS (54" WIDTH – CUT UP THE ROLL)

MODEL	RAILROADED Contact customer service 800-482-1717 for ydg requirements	NON DIRECTIONAL OR SOLID	1"-4" REPEAT	5"-11" REPEAT	12"-18" REPEAT	COL SQUARE FEET
			4" VERTICAL X 4" HORIZONTAL	11" VERTICAL X 11" HORIZONTAL	18" VERTICAL X 18" HORIZONTAL	
N92H1R, N92H1RR, N92H1L, N92H1LL		6.30	6.90	7.40	8.40	124
N92H1RH, N92H1LH		7.80	8.40	9.40	9.90	155.5
N92H1RHX, N92H1LHX	Seat	2.70	3.10	3.60	4.30	53
	Back	1.40	1.50	1.50	2.20	25
	Lumbar	0.40	0.50	0.60	0.80	7
	Accent	1.00	1.10	1.20	1.30	18
	Arms	2.90	3.10	4.40	4.50	57.5
N92H1RM, N92H1LM		7.10	7.80	8.80	9.20	142
N92H1RMX, N92H1LMX	Seat	2.70	3.10	3.60	4.30	53
	Back	1.40	1.50	1.50	2.20	25
	Lumbar	0.40	0.50	0.60	0.80	7
	Accent	1.00	1.10	1.20	1.30	18
	Arms	2.20	2.40	3.70	4.10	44
N92H1RX, N92H1RRX, N92H1LX, N92H1LLX	Seat	2.70	3.10	3.60	4.30	53
	Back	1.40	1.50	1.50	2.20	25
	Lumbar	0.40	0.50	0.60	0.80	7
	Accent	1.00	1.10	1.20	1.30	18
	Arms	1.50	1.60	1.90	1.90	30
N92H2B, N92H2BR, N92H2BL, N92H2BB, N92HTU2B, N92HTU2BR, N92HTU2BL, N92HTU2BB		11.50	12.50	13.70	14.90	229
N92H2BH, N92HTU2BH		14.50	15.40	17.40	19.80	289
N92H2BHX, N92HTU2BHX	Seat	4.30	5.20	6.30	6.30	80
	Back	2.50	2.60	2.60	3.90	50
	Lumbar	0.70	0.80	0.90	1.30	13
	Accent	1.90	2.00	2.50	2.30	35.5
	Arms	5.70	5.90	7.50	7.50	113
N92H2BM, N92HTU2BM		13.10	13.90	16.10	18.80	261
N92H2BMX, N92HTU2BMX	Seat	4.30	5.20	6.30	6.30	80
	Back	2.50	2.60	2.60	3.90	50
	Lumbar	0.70	0.80	0.90	1.30	13
	Accent	1.90	2.00	2.50	2.30	35.5
	Arms	4.30	4.60	6.30	7.10	86
N92H2BX, N92H2BRX, N92H2BLX, N92H2BBX, N92HTU2BX, N92HTU2BRX, N92HTU2BLX, N92HTU2BBX	Seat	4.30	5.20	6.30	6.30	80
	Back	2.50	2.60	2.60	3.90	50
	Lumbar	0.70	0.80	0.90	1.30	13
	Accent	1.90	2.10	2.50	2.30	35.5
	Arms	2.80	3.20	3.80	3.90	58
N92H2M, N92HTU2M		8.90	9.70	11.00	10.90	177
N92H2MX, N92MTU2MX	Seat	4.30	5.20	6.30	6.30	80
	Back	2.50	2.60	2.60	3.90	50
	Lumbar	0.70	0.80	0.90	1.30	13
	Accent	1.90	2.10	2.50	2.30	35.5
N92H2R, N92H2RR, N92H2L, N92H2LL, N92HTU2R, N92HTU2RR, N92HTU2L, N92HTU2LL		10.20	11.10	12.20	12.90	203
N92H2RH, N92H2LH, N92HTU2RH, N92HTU2LH		11.70	12.60	14.30	15.90	233
N92H2RHX, N92H2LHX, N92HTU2RHX, N92HTU2LHX	Seat	4.30	5.20	6.30	6.30	80
	Back	2.50	2.60	2.60	3.90	50
	Lumbar	0.70	0.80	0.90	1.30	13
	Accent	1.90	2.00	2.50	2.30	35.5
	Arms	2.90	3.10	4.40	4.50	57.5
N92H2RM, N92H2LM, N92HTU2RM, N92HTU2LM		11.00	11.70	13.70	15.80	219

# COM YARDAGE REQUIREMENTS

## COM YARDAGE REQUIREMENTS (54" WIDTH – CUT UP THE ROLL)

MODEL	RAILROADED Contact customer service 800-482-1717 for ydg requirements	NON DIRECTIONAL OR SOLID	1"-4" REPEAT	5"-11" REPEAT	12"-18" REPEAT	COL SQUARE FEET
			4" VERTICAL X 4" HORIZONTAL	11" VERTICAL X 11" HORIZONTAL	18" VERTICAL X 18" HORIZONTAL	
N92H2RMX, N92H2LMX, N92HTU2RMX, N92HTU2LMX	Seat	4.30	5.20	6.30	6.30	80
	Back	2.50	2.60	2.60	3.90	50
	Lumbar	0.70	0.80	0.90	1.30	13
	Accent	1.90	2.00	2.50	2.30	35.5
	Arms	2.20	2.40	3.70	4.10	44
N92H2RX, N92H2RRX, N92H2LX, N92H2LLX, N92HTU2RX, N92HTU2RRX, N92HTU2LX, N92HTU2LLX	Seat	4.30	5.20	6.30	6.30	80
	Back	2.50	2.60	2.60	3.90	50
	Lumbar	0.70	0.80	0.90	1.30	13
	Accent	1.90	2.10	2.50	2.30	35.5
	Arms	1.50	1.60	1.90	1.90	30
N92H3B, N92H3BR, N92H3BL, N92H3BB, N92HTU3B, N92HTU3BR, N92HTU3BL, N92HTU3BB		15.50	16.90	18.50	18.90	307
	N92H3BH, N92HTU3BH	18.40	19.40	22.30	21.20	366
N92H3BHX, N92HTU3BHX	Seat	5.90	6.70	7.90	7.90	118
	Back	3.70	3.80	3.80	5.90	74
	Lumbar	1.10	1.20	1.20	1.80	22
	Accent	2.80	3.10	3.70	3.30	56
	Arms	5.70	5.90	7.50	7.50	113
N92H3BM, N92HTU3BM		17.00	17.90	21.10	21.20	339
	N92H3BMX, N92HTU3BMX	Seat	5.90	6.70	7.90	7.90
	Back	3.70	3.80	3.80	5.90	74
	Lumbar	1.10	1.20	1.20	1.80	22
	Accent	2.80	3.10	3.70	3.30	56
	Arms	4.30	4.60	6.30	7.10	86
	N92H3BX, N92H3BRX, N92H3BLX, N92H3BBX, N92HTU3BX, N92HTU3BRX, N92HTU3BLX, N92HTU3BBX	Seat	5.90	6.70	7.90	7.90
Back		3.70	3.80	3.80	5.90	74
Lumbar		1.10	1.20	1.20	1.80	22
Accent		2.80	3.10	3.70	3.30	56
Arms		2.80	3.20	3.80	3.90	58
N92H3M, N92HTU3M		12.80	13.80	15.80	14.50	253
	N92H3MX, N92HTU3MX	Seat	5.90	6.70	7.90	7.90
	Back	3.70	3.80	3.80	5.90	74
	Lumbar	1.10	1.20	1.20	1.80	22
	Accent	2.80	3.10	3.70	3.30	56
N92H3R, N92H3RR, N92H3L, N92H3LL, N92HTU3R, N92HTU3RR, N92HTU3L, N92HTU3LL		14.10	15.30	17.10	17.40	281
	N92H3RH, N92H3LH, N92HTU3RH, N92HTU3LH	15.60	16.40	19.20	18.20	311
N92H3RHX, N92H3LHX, N92HTU3RHX, N92HTU3LHX	Seat	5.90	6.70	7.90	7.90	118
	Back	3.70	3.80	4.50	5.90	74
	Lumbar	1.10	1.20	1.20	1.80	22
	Accent	2.80	3.10	3.70	3.30	56
	Arms	2.90	3.10	4.40	4.50	57.5
N92H3RM, N92H3LM, N92HTU3RM, N92HTU3LM		14.90	15.80	18.60	18.30	297
	N92H3RMX, N92H3LMX, N92HTU3RMX, N92HTU3LMX	Seat	5.90	6.70	7.90	7.90
	Back	3.70	3.80	4.50	5.90	74
	Lumbar	1.10	1.20	1.20	1.80	22
	Accent	2.80	3.10	3.70	3.30	56
	Arms	2.20	2.40	3.70	4.10	44
	N92H3RX, N92H3RRX, N92H3LX, N92H3LLX, N92HTU3RX, N92HTU3RRX, N92HTU3LX, N92HTU3LLX	Seat	5.90	6.70	7.90	7.90
Back		3.70	3.80	3.80	5.90	74
Lumbar		1.10	1.20	1.20	1.80	22
Accent		2.80	3.10	3.70	3.30	56
Arms		1.50	1.60	1.90	1.90	30

COM YARDAGE

# COM YARDAGE REQUIREMENTS

## COM YARDAGE REQUIREMENTS (54" WIDTH – CUT UP THE ROLL)

MODEL	RAILOADED Contact customer service 800-482-1717 for ydg requirements	NON DIRECTIONAL OR SOLID	1"-4" REPEAT	5"-11" REPEAT	12"-18" REPEAT	COL SQUARE FEET
			4" VERTICAL X 4" HORIZONTAL	11" VERTICAL X 11" HORIZONTAL	18" VERTICAL X 18" HORIZONTAL	
N92HC2		9.20	13.70	16.70	16.90	181.5
N92HC2X	Back	3.80	4.10	5.00	7.90	74
	Lumbar	0.70	0.80	1.20	1.80	12.5
	Seat	3.70	4.30	5.90	7.30	73
	Accent	2.90	4.10	4.90	4.30	55.5
N92HC3		13.11	18.90	23.10	23.50	261
N92HC3X	Back	5.40	5.90	7.50	8.60	107.5
	Lumbar	1.20	1.50	1.80	3.40	24
	Seat	5.50	6.00	6.50	8.30	108
	Accent	4.80	5.30	6.00	5.90	96
N92HIN9, N92HTUIN9		6.20	7.70	11.50	13.30	122
N92HIN9X, N92HTUIN9X	Seat	2.70	3.30	4.90	5.30	54
	Back	2.40	2.50	2.80	3.90	48
	Lumbar	0.70	0.80	0.90	1.30	14
	Accent	1.50	1.80	2.40	2.30	30
N92HOU9		5.20	6.00	9.00	10.40	103
N92HOU9X	Seat	2.80	3.40	4.60	5.30	55
	Back	1.40	1.50	1.50	2.20	28
	Lumbar	0.50	0.50	0.60	0.80	10
	Accent	1.00	1.10	1.20	1.30	18
N92HSQ9D, N92HTUSQ9D	Complete	5.50	7.50	9.60	9.90	108
N92HSQ9DX, N92HTUSQ9DX	Seat	2.70	3.20	4.00	4.00	54
	Back	2.70	3.30	4.00	4.00	40
	Lumbar	0.40	0.50	0.60	1.30	8
	Accent	1.40	2.10	2.40	2.30	28
N92HSQ9R, N92HSQ9L	Complete	5.20	6.80	7.30	9.30	102
N92HTUSQ9R, N92HTUSQ9L	Seat	2.40	3.30	3.30	4.00	48
	Back	2.00	2.20	3.00	3.20	40
	Lumbar	0.40	0.50	0.60	1.30	8
	Accent	1.40	2.10	2.40	2.30	28
N92HTL2B, N92HTL2BR, N92HTL2BL, N92HTL2BB, N92HTW2B, N92HTW2BR, N92HTW2BL, N92HTW2BB		9.40	10.10	11.00	11.90	185.5
N92HTL2BX, N92HTL2BRX, N92HTL2BLX, N92HTL2BBX, N92HTW2BX, N92HTW2BRX, N92HTW2BLX, N92HTW2BBX	Seat	3.20	3.60	3.70	4.30	63.75
	Back	1.20	1.30	1.30	1.90	24
	Lumbar	0.70	0.80	0.90	1.30	13
	Accent	1.90	2.10	2.50	2.30	35.5
	Arms	2.80	3.20	3.80	3.90	58
N92HTL2M, N92HTW2M		6.70	7.50	8.50	7.90	133.5
N92HTL2MX, N92HTW2MX	Seat	3.20	3.60	3.70	4.30	63.75
	Back	1.20	1.30	1.30	1.90	24
	Lumbar	0.70	0.80	0.90	1.30	13
	Accent	1.90	2.10	2.50	2.30	35.5
N92HTL2R, N92HTL2RR, N92HTL2L, N92HTL2LL, N92HTW2R, N92HTW2RR, N92HTW2L, N92HTW2LL		8.10	8.90	9.80	9.9	161
N92HTL2RH, N92HTL2LH, N92HTW2RH, N92HTW2LH		9.50	10.30	11.90	13.40	189
N92HTL2RHX, N92HTL2LHX, N92HTW2RHX, N92HTW2LHX	Seat	3.20	3.60	3.70	4.30	63.75
	Back	1.20	1.30	1.30	1.90	24
	Lumbar	0.70	0.80	0.90	1.30	13
	Accent	1.90	2.00	2.50	2.30	35.5
	Arms	2.90	3.10	4.40	4.50	57.5
N92HTL2RM, N92HTL2LM, N92HTW2RM, N92HTW2LM		8.80	9.60	11.20	14.00	175

# COM YARDAGE REQUIREMENTS

## COM YARDAGE REQUIREMENTS (54" WIDTH – CUT UP THE ROLL)

MODEL	RAILROADED Contact customer service 800-482-1717 for ydg requirements	NON DIRECTIONAL OR SOLID	1"-4" REPEAT	5"-11" REPEAT	12"-18" REPEAT	COL SQUARE FEET
			4" VERTICAL X 4" HORIZONTAL	11" VERTICAL X 11" HORIZONTAL	18" VERTICAL X 18" HORIZONTAL	
N92HTL2RMX, N92HTL2LMX	Seat	3.20	3.60	3.70	4.30	63.75
N92HTW2RMX, N92HTW2LMX	Back	1.20	1.30	1.30	1.90	24
	Lumbar	0.70	0.80	0.90	1.30	13
	Accent	1.90	2.00	2.50	2.30	35.5
	Arms	2.20	2.40	3.70	4.10	44
N92HTL2RX, N92HTL2RRX, N92HTL2LX, N92HTL2LLX, N92HTW2RX, N92HTW2RRX, N92HTW2LX, N92HTW2LLX	Seat	3.20	3.60	3.70	4.30	63.75
	Back	1.20	1.30	1.30	1.90	24
	Lumbar	0.70	0.80	0.90	1.30	13
	Accent	2.80	3.10	3.70	3.30	56
	Arms	1.50	1.60	1.90	1.90	30
N92HTL3B, N92HTL3BR, N92HTL3BL, N92HTL3BB, N92HTW3B, N92HTW3BR, N92HTW3BL, N92HTW3BB		12.30	13.20	14.70	14.90	245
N92HTL3BH, N92HTW3BH		15.20	16.10	18.30	18.20	303
N92HTL3BHX, N92HTW3BHX	Seat	4.40	4.80	4.90	5.90	88
	Back	2.70	2.80	3.30	3.30	54
	Lumbar	1.10	1.20	1.20	1.80	22
	Accent	2.80	3.10	3.70	3.30	56
	Arms	5.70	5.90	7.50	7.50	113
N92HTL3BM, N92HTW3BM		13.70	14.50	17.40	17.20	273
N92HTL3BMX, N92HTW3BMX	Seat	4.40	4.80	4.90	5.90	88
	Back	2.70	2.80	3.30	3.30	54
	Lumbar	1.10	1.20	1.20	1.80	22
	Accent	2.80	3.10	3.70	3.30	56
	Arms	4.30	4.60	6.30	7.10	86
N92HTL3BX, N92HTL3BRX, N92HTL3BLX, N92HTL3BBX, N92HTW3BX, N92HTW3BRX, N92HTW3BLX, N92HTW3BBX	Seat	4.40	4.80	4.90	5.90	88
	Back	2.70	2.80	3.30	3.30	54
	Lumbar	1.10	1.20	1.20	1.80	22
	Accent	2.80	3.10	3.70	3.30	56
	Arms	2.80	3.20	3.80	3.90	58
N92HTL3M, N92HTW3M		9.60	10.50	11.60	10.50	191
N92HTL3MX, N92HTW3MX	Seat	4.40	4.80	4.90	5.90	88
	Back	2.70	2.80	3.30	3.30	54
	Lumbar	1.10	1.20	1.20	1.80	22
	Accent	2.80	3.10	3.70	3.30	56
N92HTL3R, N92HTL3RR, N92HTL3L, N92HTL3LL, N92HTW3R, N92HTW3RR, N92HTW3L, N92HTW3LL		10.90	11.80	13.40	12.80	217
N92HTL3RH, N92HTL3LH, N92HTW3RH, N92HTW3LH		12.30	13.10	15.20	13.80	245
N92HTL3RHX, N92HTL3LHX N92HTW3RHX, N92HTW3LHX	Seat	4.40	4.80	4.90	5.90	88
	Back	2.70	2.80	3.30	3.30	54
	Lumbar	1.10	1.20	1.20	1.80	22
	Accent	2.80	3.10	3.70	3.30	56
	Arms	2.90	3.10	4.40	4.50	57.5
N92HTL3RM, N92HTL3LM, N92HTW3RM, N92HTW3LM		11.70	12.40	14.30	14.30	233
N92HTL3RMX, N92HTL3LMX N92HTW3RMX, N92HTW3LMX	Seat	4.40	4.80	4.90	5.90	88
	Back	2.70	2.80	3.30	3.30	54
	Lumbar	1.10	1.20	1.20	1.80	22
	Accent	2.80	3.10	3.70	3.30	56
	Arms	2.20	2.40	3.70	4.10	44
N92HTL3RX, N92HTL3RRX, N92HTL3LX, N92HTL3LLX, N92HTW3RX, N92HTW3RRX, N92HTW3LX, N92HTW3LLX	Seat	4.40	4.80	4.90	5.90	88
	Back	2.70	2.80	3.30	3.30	54
	Lumbar	1.10	1.20	1.20	1.80	22
	Accent	2.80	3.10	3.70	3.30	56
	Arms	1.50	1.60	1.90	1.90	30

COM YARDAGE



# COM YARDAGE REQUIREMENTS

## COM YARDAGE REQUIREMENTS (54" WIDTH – CUT UP THE ROLL)

MODEL	RAILOADED Contact customer service 800-482-1717 for ydg requirements	NON DIRECTIONAL OR SOLID	1"-4" REPEAT	5"-11" REPEAT	12"-18" REPEAT	COL SQUARE FEET
			4" VERTICAL X 4" HORIZONTAL	11" VERTICAL X 11" HORIZONTAL	18" VERTICAL X 18" HORIZONTAL	
N92HTLIN9, N92HTWIN9		4.60	5.70	7.90	8.90	91
N92HTLIN9X, N92HTWIN9X	Seat	2.30	2.80	3.80	4.80	46
	Back	1.20	1.60	2.20	2.90	24
	Lumbar	0.70	0.80	0.90	1.30	14
	Accent	1.50	1.80	2.40	2.30	30
N92HTLSQ9D, N92HTWSQ9D		3.50	5.50	6.70	6.80	70
N92HTLSQ9D, N92HTWSQ9D	Seat	2.00	2.30	2.50	2.80	39
	Back	1.30	1.40	2.10	2.20	26
	Lumbar	0.40	0.50	0.60	1.30	8
	Accent	1.40	2.10	2.40	2.30	28
N92HTLSQ9R, N92HTLSQ9L, N92HTWSQ9R, N92HTWSQ9L		3.30	5.50	6.70	6.80	66
N92HTLSQ9RX, N92HTLSQ9LX, N92HTWSQ9RX, N92HTWSQ9LX	Seat	1.60	2.30	2.50	3.20	33
	Back	1.30	1.40	2.10	2.20	26
	Lumbar	0.40	0.50	0.60	1.30	8
	Accent	1.40	2.10	2.40	2.30	28
N92HTUC2		9.20	10.90	15.30	15.80	182.5
N92HTUC2X	Seat	2.70	3.00	4.90	5.30	53
	Back	3.80	4.10	5.00	7.90	74
	Lumbar	0.70	0.80	1.20	1.80	12.5
	Accent	2.90	4.10	4.90	4.30	55.5
N92HTUC3		12.70	13.80	15.80	14.50	253
N92HTUC3X	Seat	6.60	8.40	9.30	10.50	131.5
	Back	5.40	5.90	7.50	8.60	107.5
	Lumbar	1.20	1.50	1.80	3.40	24
	Accent	4.80	5.30	6.00	5.90	96
N92HTUSQ9RX, N92HTUSQ9LX	Seat	2.60	2.80	3.60	3.30	52
	Back	2.00	2.20	3.00	3.20	40
	Lumbar	0.40	0.50	0.60	1.30	8
	Accent	1.40	2.10	2.40	2.30	28
N92HTW2BH, N92HTL2BH		12.30	13.20	14.90	17.40	245
N92HTW2BHX, N92HTL2BHX	Seat	3.20	3.60	3.70	4.30	63.75
	Back	1.20	1.30	1.30	1.90	24
	Lumbar	0.70	0.80	0.90	1.30	13
	Accent	1.90	2.00	2.50	2.30	35.5
	Arms	5.70	5.90	7.50	7.50	113
N92HTW2BM, N92HTL2BM		10.90	11.60	13.40	15.80	217
N92HTW2BMX, N92HTL2BMX	Seat	3.20	3.60	3.70	4.30	63.75
	Back	1.20	1.30	1.30	1.90	24
	Lumbar	0.70	0.80	0.90	1.30	13
	Accent	1.90	2.00	2.50	2.30	35.5
	Arms	4.30	4.60	6.30	7.10	86
N92HTWC2, N92HTLC2		5.40	8.00	11.90	12.40	107
N92HTWC2X, N92HTLC2X	Seat	2.20	2.80	3.30	3.90	43
	Back	1.70	1.90	2.50	3.90	34
	Lumbar	0.70	0.80	1.20	1.80	12.5
	Accent	2.90	4.10	4.90	4.30	55.5
N92HTWC3, N92HTLC3		7.60	11.00	14.50	14.70	150
N92HTWC3X, N92HTLC3X	Seat	3.20	3.80	4.30	5.80	62
	Back	1.90	2.50	3.10	4.90	38
	Lumbar	1.20	1.50	1.80	3.40	24
	Accent	4.80	5.30	6.00	5.90	96
N92M1B, N92M1BR, N92M1BL		6.80	7.30	8.30	9.40	133
N92M1BM		8.30	8.90	10.00	11.20	165.5
N92M1BMX	Seat	2.60	3.00	3.10	3.90	50
	Back	1.40	1.50	1.50	2.20	25
	Lumbar	0.40	0.50	0.60	0.80	7
	Arms	4.30	4.60	6.30	7.10	86

# COM YARDAGE REQUIREMENTS

## COM YARDAGE REQUIREMENTS (54" WIDTH – CUT UP THE ROLL)

MODEL	RAILOADED Contact customer service 800-482-1717 for ydg requirements	NON DIRECTIONAL OR SOLID	1"-4" REPEAT	5"-11" REPEAT	12"-18" REPEAT	COL SQUARE FEET
			4" VERTICAL X 4" HORIZONTAL	11" VERTICAL X 11" HORIZONTAL	18" VERTICAL X 18" HORIZONTAL	
N92M1BX, N92M1BRX, N92M1BLX	Seat	2.60	3.00	3.10	3.90	50
	Back	1.40	1.50	1.50	2.20	25
	Lumbar	0.40	0.50	0.60	0.80	7
	Arms	2.80	3.20	3.80	3.90	58
N92M1M		4.10	4.70	4.90	5.40	80
N92M1MX	Seat	2.60	3.00	3.10	3.90	50
	Back	1.40	1.50	1.50	2.20	25
	Lumbar	0.40	0.50	0.60	0.80	7
N92M1R, N92M1RR, N92M1L, N92M1LL		5.50	6.00	6.50	7.40	107
N92M1RM, N92M1LM		6.20	6.80	7.60	8.30	123.5
N92M1RMX, N92M1LMX	Seat	2.60	3.00	3.10	3.90	50
	Back	1.40	1.50	1.50	2.20	25
	Lumbar	0.40	0.50	0.60	0.80	7
	Arms	2.20	2.40	3.70	4.10	44
N92M1RX, N92M1RRX N92M1LX, N92M1LLX	Seat	2.60	3.00	3.10	3.90	50
	Back	1.40	1.50	1.50	2.20	25
	Lumbar	0.40	0.50	0.60	0.80	7
	Arms	1.50	1.60	1.90	1.90	30
N92M2B, N92M2BR, N92M2BL, N92M2BB, N92MTU2B, N92MTU2BR, N92MTU2BL, N92MTU2BB		9.80	10.30	11.10	12.90	195
N92M2BM, N92MTU2BM		11.30	12.00	13.70	16.20	225
N92M2BMX, N92MTU2BMX	Seat	4.10	4.60	4.90	5.30	80
	Back	2.50	2.60	2.60	3.90	50
	Lumbar	0.70	0.80	0.90	1.30	13
	Arms	4.30	4.60	6.30	7.10	86
N92M2BX, N92M2BRX, N92M2BLX, N92M2BBX, N92MTU2BX, N92MTU2BRX, N92MTU2BLX, N92MTU2BBX	Seat	4.10	4.60	4.90	5.30	80
	Back	2.50	2.60	2.60	3.90	50
	Lumbar	0.70	0.80	0.90	1.30	13
	Arms	2.80	3.20	3.80	3.90	58
N92M2M, N92MTU2M		7.10	7.70	8.50	8.30	139.5
N92M2MX, N92MTU2MX	Seat	4.10	4.60	4.90	5.30	80
	Back	2.50	2.60	2.60	3.90	50
	Lumbar	0.70	0.80	0.90	1.30	13
N92M2R, N92M2RR, N92M2L, N92M2LL N92MTU2R, N92MTU2RR, N92MTU2L, N92MTU2LL		8.40	9.10	9.80	11.00	167
N92M2RM, N92M2LM, N92MTU2RM, N92MTU2LM		9.20	9.80	11.20	13.10	183
N92M2RMX, N92M2LMX, N92MTU2RMX, N92MTU2LMX	Seat	4.10	4.60	4.90	5.30	80
	Back	2.50	2.60	2.60	3.90	50
	Lumbar	0.70	0.80	0.90	1.30	13
	Arms	2.20	2.40	3.70	4.10	44
N92M2RX, N92M2RRX, N92M2LX, N92M2LLX, N92MTU2RX, N92MTU2RRX, N92MTU2LX, N92MTU2LLX	Seat	4.10	4.60	4.90	5.30	80
	Back	2.50	2.60	2.60	3.90	50
	Lumbar	0.70	0.80	0.90	1.30	13
	Arms	1.50	1.60	1.90	1.90	30
N92M3B, N92M3BR, N92M3BL, N92M3BB, N92MTU3B, N92MTU3BR, N92MTU3BL, N92MTU3BB		12.80	13.80	15.00	16.90	255
N92M3BM, N92MTU3BM		14.30	15.10	17.40	18.20	285
N92M3BMX, N92MTU3BMX	Seat	5.60	6.30	6.70	7.30	111.5
	Back	3.70	3.80	4.50	5.90	74
	Lumbar	1.10	1.20	1.20	1.80	22
	Arms	4.30	4.60	6.30	7.10	86

COM YARDAGE

# COM YARDAGE REQUIREMENTS

## COM YARDAGE REQUIREMENTS (54" WIDTH – CUT UP THE ROLL)

MODEL	RAILOADED Contact customer service 800-482-1717 for ydg requirements	NON DIRECTIONAL OR SOLID	1"-4" REPEAT	5"-11" REPEAT	12"-18" REPEAT	COL SQUARE FEET
			4" VERTICAL X 4" HORIZONTAL	11" VERTICAL X 11" HORIZONTAL	18" VERTICAL X 18" HORIZONTAL	
N92M3BX, N92M3BRX, N92M3BLX, N92M3BBX, N92MTU3BX, N92MTU3BRX, N92MTU3BLX, N92MTU3BBX	Seat Back Lumbar Arms	5.60 3.70 1.10 2.80	6.30 3.80 1.20 3.20	6.70 3.80 1.20 3.80	7.30 5.90 1.80 3.90	111.5 74 22 58
N92M3M, N92MTU3M		10.10	11.00	12.20	12.90	199
N92M3MX, N92MTU3MX	Seat Back Lumbar	5.60 3.70 1.10	6.30 3.80 1.20	6.70 4.50 1.20	7.30 5.90 1.80	111.5 74 22
N92M3R, N92M3RR, N92M3L, N92M3LL, N92MTU3R, N92MTU3RR, N92MTU3L, N92MTU3LL		11.50	12.40	13.40	14.90	229
N92M3RM, N92M3LM, N92MTU3RM, N92MTU3LM		12.20	13.10	14.90	15.20	243
N92M3RMX, N92M3LMX, N92MTU3RMX, N92MTU3LMX	Seat Back Lumbar Arms	5.60 3.70 1.10 2.20	6.30 3.80 1.20 2.40	6.70 3.80 1.20 3.70	7.30 5.90 1.80 4.10	111.5 74 22 44
N92M3RX, N92M3RRX, N92M3LX, N92M3LLX, N92MTU3RX, N92MTU3RRX, N92MTU3LX, N92MTU3LLX	Seat Back Lumbar Arms	5.60 3.70 1.10 1.50	6.30 3.80 1.20 1.60	6.70 3.80 1.20 1.90	7.30 5.90 1.80 1.90	111.5 74 22 30
N92MC2		6.80	9.00	12.00	13.30	135
N92MC2X	Back Lumbar Seat	3.80 0.70 3.70	4.10 0.80 4.30	5.00 1.20 5.90	7.90 1.80 7.30	74 12.5 74
N92MC3		10.20	13.50	16.00	18.00	202
N92MC3X	Back Lumbar Seat	5.40 1.20 5.50	5.90 1.50 6.60	7.50 1.80 8.00	8.60 3.40 8.50	107.5 24 108
N92MIN9, N92MTUIN9		5.00	6.00	8.40	10.20	100
N92MIN9X, N92MTUIN9X	Seat Back Lumbar	2.70 2.40 0.70	3.30 2.50 0.80	4.90 2.80 0.90	5.30 3.90 1.30	54 48 14
N92MOU9		4.30	4.90	6.60	7.70	86
N92MOU9X	Seat Back Lumbar	2.80 1.40 0.50	3.40 1.50 0.50	4.60 1.50 0.60	5.30 2.20 0.80	55 28 10
N92MSQ9D, N92MTUSQ9D	Complete	4.30	5.40	7.00	7.80	86
N92MSQ9DX, N92MTUSQ9DX	Seat Back Lumbar	2.70 2.00 0.40	3.30 2.10 0.50	4.00 3.00 0.60	4.00 3.20 1.30	54 40 8
N92MSQ9R, N92MSQ9L, N92MTUSQ9R, N92MTUSQ9L	Complete	4.00	5.50	8.00	8.00	80
N92MSQ9RX, N92MSQ9LX, N92MTUSQ9RX, N92MTUSQ9LX	Seat Back Lumbar	2.40 2.00 0.40	3.20 2.10 0.50	3.30 3.00 0.60	4.00 3.20 1.30	48 40 8
N92MTL2B, N92MTL2BR, N92MTL2BL, N92MTL2BB, N92MTW2B, N92MTW2BR, N92MTW2BL, N92MTW2BB		7.60	8.10	9.20	10.30	151
N92MTL2BX, N92MTL2BRX, N92MTL2BLX, N92MTL2BBX, N92MTW2BX, N92MTW2BRX, N92MTW2BLX, N92MTW2BBX	Seat Back Lumbar Arms	3.20 1.20 0.70 2.80	3.60 1.30 0.80 3.20	3.70 1.30 0.90 3.80	4.30 1.90 1.30 3.90	63.75 24 13 58
N92MTL2M, N92MTW2M		5.00	5.30	6.10	5.80	100
N92MTL2MX, N92MTW2MX	Seat Back Lumbar	3.20 1.20 0.70	3.60 1.30 0.80	3.70 1.30 0.90	4.30 1.90 1.30	63.75 24 13

# COM YARDAGE REQUIREMENTS

## COM YARDAGE REQUIREMENTS (54" WIDTH – CUT UP THE ROLL)

MODEL	RAILOADED Contact customer service 800-482-1717 for ydg requirements	NON DIRECTIONAL OR SOLID	1"-4" REPEAT	5"-11" REPEAT	12"-18" REPEAT	COL SQUARE FEET
			4" VERTICAL X 4" HORIZONTAL	11" VERTICAL X 11" HORIZONTAL	18" VERTICAL X 18" HORIZONTAL	
N92MTL2R, N92MTL2RR, N92MTL2L, N92MTL2LL, N92MTW2R, N92MTW2RR, N92MTW2L, N92MTW2LL		6.30	6.80	7.40	8.40	125.5
N92MTL2RX, N92MTL2RRX, N92MTL2LX, N92MTL2LLX, N92MTW2RX, N92MTW2RRX, N92MTW2LX, N92MTW2LLX	Seat Back Lumbar Arms	3.20 1.20 0.70 1.50	3.60 1.30 0.80 1.60	3.70 1.30 0.90 1.90	4.30 1.90 1.30 1.90	63.75 24 13 30
N92MTL3B, N92MTL3BR, N92MTL3BL, N92MTL3BB, N92MTW3B, N92MTW3BR, N92MTW3BL, N92MTW3BB		9.60	10.30	11.30	12.80	191
N92MTL3BM, N92MTW3BM		11.10	11.80	13.40	14.90	221
N92MTL3BMX, N92MTW3BMX	Seat Back Lumbar Arms	4.40 2.70 1.10 4.30	4.80 2.80 1.20 4.60	4.90 3.30 1.20 6.30	5.90 3.30 1.80 7.10	88 54 22 86
N92MTL3BX, N92MTL3BRX, N92MTL3BLX, N92MTL3BBX, N92MTW3BX, N92MTW3BRX, N92MTW3BLX, N92MTW3BBX	Seat Back Lumbar Arms	4.40 2.70 1.10 2.80	4.80 2.80 1.20 3.20	4.90 3.30 1.20 3.80	5.90 3.30 1.80 3.90	88 54 22 58
N92MTL3M, N92MTW3M		6.90	7.60	8.50	8.90	137.5
N92MTL3MX, N92MTW3MX	Seat Back Lumbar	4.40 2.70 1.10	4.80 2.80 1.20	4.90 3.30 1.20	5.90 3.30 1.80	88 54 22
N92MTL3R, N92MTL3RR, N92MTL3L, N92MTL3LL, N92MTW3R, N92MTW3RR, N92MTW3L, N92MTW3LL		8.30	8.90	9.80	10.30	165
N92MTL3RX, N92MTL3RRX, N92MTL3LX, N92MTL3LLX, N92MTW3RX, N92MTW3RRX, N92MTW3LX, N92MTW3LLX	Seat Back Lumbar Arms	4.40 2.70 1.10 1.50	4.80 2.80 1.20 1.60	4.90 3.30 1.20 1.90	5.90 3.30 1.80 1.90	88 54 22 30
N92MTLIN9, N92MTWIN9		3.20	4.00	5.40	6.90	64
N92MTLIN9X, N92MTWIN9X	Seat Back Lumbar	2.30 1.20 0.70	2.80 1.60 0.80	3.80 2.20 0.90	4.80 2.90 1.30	46 24 14
N92MTLSQ9D, N92MTWSQ9D		2.50	3.50	4.30	5.20	50
N92MTLSQ9DX, N92MTWSQ9DX	Seat Back Lumbar	1.90 1.30 0.40	2.30 1.40 0.50	2.50 2.10 0.60	2.80 2.20 1.30	39 26 8
N92MTLSQ9R, N92MTLSQ9L, N92MTWSQ9R, N92MTWSQ9L		2.20	3.50	4.30	5.20	44
N92MTLSQ9RX, N92MTLSQ9LX, N92MTWSQ9RX, N92MTWSQ9LX	Seat Back Lumbar	1.60 1.30 0.40	2.30 1.40 0.50	2.50 2.10 0.60	3.20 2.20 1.30	32 26 8
N92MTUC2		6.60	7.20	10.40	11.40	130
N92MTUC2X	Seat Back Lumbar	2.70 3.80 0.70	3.00 4.10 0.80	4.90 5.00 1.20	5.30 7.90 1.80	53 74 12.5
N92MTUC3		11.70	14.10	16.90	18.80	233
N92MTUC3X	Seat Back Lumbar	6.60 5.40 1.20	8.40 5.90 1.50	9.30 7.50 1.80	10.50 8.60 3.40	131.5 107.5 24
N92MTW2BM, N92MTL2BM		9.10	9.70	11.20	13.70	181.5
N92MTW2BMX, N92MTL2BMX	Seat Back Lumbar Arms	3.20 1.20 0.70 4.30	3.60 1.30 0.80 4.60	3.70 1.30 0.90 6.30	4.30 1.90 1.30 7.10	63.75 24 13 86

COM YARDAGE

# COM YARDAGE REQUIREMENTS

## COM YARDAGE REQUIREMENTS (54" WIDTH – CUT UP THE ROLL)

MODEL	RAILOADED Contact customer service 800-482-1717 for ydg requirements	NON DIRECTIONAL OR SOLID	1"-4" REPEAT	5"-11" REPEAT	12"-18" REPEAT	COL SQUARE FEET
			4" VERTICAL X 4" HORIZONTAL	11" VERTICAL X 11" HORIZONTAL	18" VERTICAL X 18" HORIZONTAL	
N92MTW2RM, N92MTW2LM, N92MTL2RM, N92MTL2LM		7.00	7.50	8.80	10.90	139.5
N92MTW2RMX, N92MTW2LMX, N92MTL2RMX, N92MTL2LMX	Seat	3.20	3.60	3.70	4.30	63.75
	Back	1.20	1.30	1.30	1.90	24
	Lumbar	0.70	0.80	0.90	1.30	13
	Arms	2.20	2.40	3.70	4.10	44
N92MTW3RM, N92MTW3LM, N92MTL3RM, N92MTL3LM		9.00	9.70	10.70	11.90	179
N92MTW3RMX, N92MTW3LMX, N92MTL3RMX, N92MTL3LMX	Seat	4.40	4.80	4.90	5.90	88
	Back	2.70	2.80	3.30	3.30	54
	Lumbar	1.10	1.20	1.20	1.80	22
	Arms	2.20	2.40	3.70	4.10	44
N92MTWC2, N92MTLC2		3.50	4.80	7.00	7.90	69
N92MTWC2X, N92MTLC2X	Seat	2.20	2.80	3.30	3.90	43
	Back	1.70	1.90	2.50	3.90	34
	Lumbar	0.70	0.80	1.20	1.80	12.5
N92MTWC3, N92MTLC3		4.70	6.50	8.50	11.00	92
N92MTWC3X, N92MTLC3X	Seat	3.20	3.80	4.30	5.80	62
	Back	1.90	2.50	3.10	4.90	38
	Lumbar	1.20	1.50	1.80	3.40	24
N92MBH2MS, N92MBH2MSP		7.40	8.00	10.50	10.80	146.2
N92MBH2MSX, N92MBH2MSPX	Seat	4.20	5.00	6.50	7.50	83.02
	Back	2.70	3.00	3.80	4.00	52.6
	Lumbar	0.60	1.00	1.00	1.80	11.62
N92HBH2MS, N92HBH2MSP		9.10	10.00	12.80	13.00	181.0
N92HBH2MSX, N92HBH2MSPX	Seat	4.20	5.00	6.50	7.50	83.02
	Back	2.70	3.00	3.80	4.00	52.6
	Lumbar	0.60	1.00	1.00	1.80	11.62
	Accent	2.00	2.50	3.00	3.50	39.9
N92MBH2MD, N92MBH2MDP		9.70	11.00	14.00	16.80	193.2
N92MBH2MDX, N92MBH2MDPX	Seat	6.60	8.00	10.50	12.50	130.06
	Back	2.30	2.80	3.00	5.00	44.3
	Lumbar	1.20	1.50	1.80	3.00	23.8
N92HBH2MD, N92HBH2MDP		11.80	13.50	16.50	20.00	234.2
N92HBH2MDX, N92HBH2MDPX	Seat	6.60	8.00	10.50	12.50	130.06
	Back	2.30	2.80	3.00	5.00	44.3
	Lumbar	1.20	1.50	1.80	3.00	23.8
	Accent	2.30	2.80	3.00	4.50	44.9
N92MOUR9		4.90	5.30	6.70	6.90	96.6
N92MOUR9X	Seat	3.20	3.40	5.00	4.50	62.1
	Back	1.70	1.80	1.80	2.60	32.2
	Lumbar	0.60	0.60	0.70	1.00	11.5
N92MINR9		5.90	6.40	8.60	9.00	117.3
N92MINR9X	Seat	3.20	3.40	5.00	4.40	62.1
	Back	2.80	2.90	3.30	4.50	55.2
	Lumbar	0.90	1.00	1.10	1.50	16.1
N92HOUR9		5.80	6.60	8.20	8.10	111.6
N92HOUR9X	Seat	3.20	3.40	5.00	4.50	62.1
	Back	1.70	1.80	1.80	2.60	32.2
	Lumbar	0.60	0.60	0.70	1.00	11.5
	Accent	1.20	1.30	1.40	1.50	20.7
N92HINR9		7.20	8.40	11.70	12.00	142.1
N92HINR9X	Seat	3.20	3.40	5.00	4.40	62.1
	Back	2.80	2.90	3.30	4.50	55.2
	Lumbar	0.90	1.00	1.10	1.50	16.1
	Accent	1.80	2.10	2.80	2.70	34.5
N92MINR9SW	Complete	6.40	6.90	9.30	9.80	127.5

# COM YARDAGE REQUIREMENTS

## COM YARDAGE REQUIREMENTS (54" WIDTH – CUT UP THE ROLL)

MODEL	RAILROADED Contact customer service 800-482-1717 for ydg requirements	NON DIRECTIONAL OR SOLID	1"-4" REPEAT	5"-11" REPEAT	12"-18" REPEAT	COL SQUARE FEET
			4" VERTICAL X 4" HORIZONTAL	11" VERTICAL X 11" HORIZONTAL	18" VERTICAL X 18" HORIZONTAL	
N92MINR9SWX	Seat	3.40	3.70	5.40	4.80	67.5
	Back	3.00	3.20	3.50	4.90	60.0
	Lumbar	0.90	1.00	1.20	1.70	17.5
N92MINR9SL		6.40	6.90	9.30	9.80	127.5
N92MINR9SLX	Seat	3.40	3.70	5.40	4.80	67.5
	Back	3.00	3.20	3.50	4.90	60.0
	Lumbar	0.90	1.00	1.20	1.70	17.5
N92MTUINR9		5.90	6.40	8.60	9.00	117.3
N92MTUINR9X	Seat	3.20	3.40	5.00	4.40	62.1
	Back	2.80	2.90	3.30	4.50	55.2
	Lumbar	0.90	1.00	1.10	1.50	16.1
N92HTUINR9		7.20	8.40	11.70	12.00	142.1
N92HTUINR9X	Seat	3.20	3.40	5.00	4.40	62.1
	Back	2.80	2.90	3.30	4.50	55.2
	Lumbar	0.90	1.00	1.10	1.50	16.1
	Accent	1.80	2.10	2.80	2.70	34.5
N92BR9		3.40	3.80	5.70	6.50	66.2
N92BQR		2.70	3.10	3.70	3.30	52.5
N92BHR		4.40	4.40	5.00	5.80	86.5
N95AA, N95AAC		5.80	7.00	8.40	9.50	116
N95AAL, N95AALC		5.80	7.00	8.40	9.50	116
N95AAR, N95AARC		5.80	7.00	8.40	9.40	116
N95AAX, N95AACX	Back	0.90	1.00	1.10	1.00	8
N95AARX, N95AARCX	Extreme	1.00	1.00	1.20	1.10	9
N95AALX, N95AALCX	Back Accent	1.00	1.00	1.20	1.10	6
	Seat	1.30	1.40	1.80	1.70	12
	Seat Accent	1.00	1.00	1.20	1.30	17
	Arm	2.50	2.80	3.80	4.00	48
N95BB		7.00	10.60	12.70	13.90	140
N95BBB		7.00	10.60	12.70	13.90	140
N95BBL		7.00	10.60	12.70	13.90	140
N95BBR		7.00	10.60	12.70	13.90	140
N95BBX,	Back	1.40	1.70	2.00	2.00	26
N95BBRX,	Extreme	1.80	1.90	2.10	2.10	34
N95BBLX,	Back Accent	1.00	1.00	1.20	1.10	6
N95BBBX	Seat	1.90	3.40	4.00	4.30	35
	Seat Accent	1.00	1.00	1.20	1.30	17
	Arm	2.50	2.80	3.80	4.00	48
N95CC		9.00	14.10	16.30	18.40	179
N95CCB		9.00	14.10	16.30	18.40	179
N95CCL		9.00	14.10	16.30	18.40	179
N95CCR		9.00	14.10	16.30	18.40	179
N95CCX,	Back	1.70	2.50	3.00	3.00	31
N95CCRX,	Extreme	2.60	2.80	3.00	3.00	50.5
N95CCLX,	Back Accent	1.00	1.00	1.20	1.10	6
N95CCBX	Seat	3.00	5.30	6.10	6.80	58
	Seat Accent	1.00	1.00	1.20	1.30	17
	Arm	2.50	2.80	3.80	4.00	48
N95DD		2.60	2.90	3.20	3.50	52
N95DDX	Seat	1.70	1.80	1.80	1.90	22.5
	Seat Accent	1.00	1.00	1.30	1.40	18
N95EE		3.40	5.50	6.20	6.50	68
N95EEX	Seat	2.60	4.50	4.90	5.40	49.25
	Seat Accent	1.00	1.00	1.30	1.40	18
N95GG		5.90	8.00	9.30	9.50	118
N95GGX	Seat	5.00	7.00	8.00	8.40	98
	Seat Accent	1.00	1.00	1.30	1.40	18

COM YARDAGE

# COM YARDAGE REQUIREMENTS

## COM YARDAGE REQUIREMENTS (54" WIDTH – CUT UP THE ROLL)

MODEL	RAILROADED Contact customer service 800-482-1717 for ydg requirements	NON DIRECTIONAL OR SOLID	1"-4" REPEAT	5"-11" REPEAT	12"-18" REPEAT	COL SQUARE FEET
			4" VERTICAL X 4" HORIZONTAL	11" VERTICAL X 11" HORIZONTAL	18" VERTICAL X 18" HORIZONTAL	
N95MA, N95MAC		3.20	4.30	5.00	5.40	64
N95MAL		4.20	5.70	6.60	7.40	84
N95MALT		4.20	5.70	6.60	7.40	84
N95MAR		4.20	5.70	6.60	7.40	84
N95MART		4.20	5.70	6.60	7.40	84
N95MARX,	Back	0.90	1.00	1.10	1.00	8
N95MARTX,	Extreme	1.00	1.00	1.20	1.10	9
N95MALX,	Back Accent	1.00	1.00	1.20	1.10	6
N95MALTX	Seat	1.30	1.40	1.80	1.70	12
	Seat Accent	1.00	1.00	1.20	1.30	17
	Arm	1.50	1.50	2.00	2.00	27
N95MAX, N95MACX	Back	0.90	1.00	1.10	1.00	8
	Extreme	1.00	1.00	1.20	1.10	9
	Back Accent	1.00	1.00	1.20	1.10	6
	Seat	1.30	1.40	1.80	1.70	12
	Seat Accent	1.00	1.00	1.20	1.30	17
N95MB		5.10	7.90	9.30	9.90	102
N95MBL		6.10	9.20	10.50	11.90	122
N95MBLT		6.10	9.20	10.50	11.90	122
N95MBR		6.10	9.20	10.50	11.90	122
N95MBRT		6.10	9.20	10.50	11.90	122
N95MBRX,	Back	1.40	1.70	2.00	2.00	26
N95MBRTX,	Extreme	1.80	1.90	2.10	2.10	34
N95MBLX,	Back Accent	1.00	1.00	1.20	1.10	6
N95MBLTX	Seat	1.90	3.40	4.00	4.30	35
	Seat Accent	1.00	1.00	1.20	1.30	17
	Arm	1.50	1.50	2.00	2.00	27
N95MBX	Back	1.40	1.70	2.00	2.00	26
	Extreme	1.80	1.90	2.10	2.10	34
	Back Accent	1.00	1.00	1.20	1.10	6
	Seat	1.90	3.40	4.00	4.30	35
	Seat Accent	1.00	1.00	1.20	1.30	17
N95MC		7.10	11.40	13.00	14.40	142
N95MCL		8.10	12.80	14.50	16.40	162
N95MCLT		8.10	12.80	14.50	16.40	162
N95MCR		8.10	12.80	14.50	16.40	162
N95MCRT		8.10	12.80	14.50	16.40	162
N95MCRX,	Back	1.70	2.50	3.00	3.00	31
N95MCRTX,	Extreme	2.60	2.80	3.00	3.00	50.5
N95MCLX,	Back Accent	1.00	1.00	1.20	1.10	6
N95MCLTX	Seat	3.00	5.30	6.10	6.80	58
	Seat Accent	1.00	1.00	1.20	1.30	17
	Arm	1.50	1.50	2.00	2.00	27
N95MCX	Back	1.70	2.50	3.00	3.00	31
	Extreme	2.60	2.80	3.00	3.00	50.5
	Back Accent	1.00	1.00	1.20	1.10	6
	Seat	3.00	5.30	6.10	6.80	58
	Seat Accent	1.00	1.00	1.20	1.30	17
N95MH		2.60	3.30	4.10	5.00	52
N95MHX	Back	0.90	1.00	1.10	1.00	17
	Extreme	1.00	1.00	1.20	1.10	10.5
	Back Accent	1.00	1.00	1.20	1.10	6
	Seat	1.40	1.40	1.70	1.80	26.5
	Seat Accent	1.00	1.00	1.20	1.30	17
N95MHA		2.60	3.40	4.10	4.40	52

# COM YARDAGE REQUIREMENTS

## COM YARDAGE REQUIREMENTS (54" WIDTH – CUT UP THE ROLL)

MODEL	RAILOADED Contact customer service 800-482-1717 for ydg requirements	NON DIRECTIONAL OR SOLID	1"-4" REPEAT	5"-11" REPEAT	12"-18" REPEAT	COL SQUARE FEET
			4" VERTICAL X 4" HORIZONTAL	11" VERTICAL X 11" HORIZONTAL	18" VERTICAL X 18" HORIZONTAL	
N95MHAX	Back	0.90	1.00	1.10	1.00	17
	Extreme	1.00	1.00	1.20	1.10	6
	Back Accent	1.00	1.00	1.20	1.10	6
	Seat	1.50	1.60	1.70	1.80	28
	Seat Accent	1.00	1.00	1.20	1.30	17
N95MJ		3.30	3.70	5.00	5.20	66
N95MJX	Back	1.00	1.00	1.20	1.00	17
	Extreme	1.00	1.00	1.20	1.10	12.5
	Back Accent	1.00	1.00	1.20	1.10	6
	Seat	1.50	1.60	1.70	1.80	29
	Seat Accent	1.00	1.00	1.20	1.30	17
N95MJA		2.50	3.30	3.70	4.40	50
N95MJAX	Back	0.90	0.90	1.10	1.00	15
	Extreme	1.00	1.00	1.20	1.10	4.5
	Back Accent	1.00	1.00	1.20	1.10	6
	Seat	1.50	1.60	1.70	3.30	28
	Seat Accent	1.00	1.00	1.20	1.30	17
N95MK		4.10	4.40	6.60	7.10	82
N95MKX	Back	1.70	1.70	2.00	2.00	31
	Extreme	1.80	1.90	2.10	2.10	34
	Back Accent	1.00	1.00	1.20	1.10	6
	Seat	1.40	1.50	1.70	1.80	26.5
	Seat Accent	1.00	1.00	1.20	1.30	17
N95MKA		3.40	3.70	4.60	6.00	68
N95MKAX	Back	0.90	1.00	1.10	1.00	15
	Extreme	1.00	1.00	1.20	1.10	6
	Back Accent	1.00	1.00	1.20	1.30	17
	Seat	2.00	2.20	2.60	4.70	39
	Seat Accent	1.00	1.00	1.20	1.30	17
NAC1820CUSH, NAC1820CUSHT		0.70	0.90	1.60	3.10	12
NAC1824CUSH, NAC1824CUSHT		0.70	1.20	1.50	2.70	12
NAC1830CUSH, NAC1830CUSHT		0.90	1.40	1.70	2.70	17
NAC1836CUSH, NAC1836CUSHT		1.10	1.40	1.70	2.70	20
NAC1840CUSH, NAC1840CUSHT		1.00	1.40	2.00	2.20	20
NAC1848CUSH, NAC1848CUSHT		1.10	1.40	1.70	2.70	20
NAC1860CUSH, NAC1860CUSHT		1.60	1.80	2.90	4.20	32
NAC1872CUSH, NAC1872CUSHT		1.70	2.10	2.90	4.20	37
NAC2024CUSH, NAC2024CUSHT		0.70	1.30	2.00	3.20	12
NAC24CUSH, NAC24CUSHT		0.80	1.30	2.30	2.20	15
NAC2424CUSH, NAC2424CUSHT		0.80	1.70	2.30	2.70	14.5
NAC2430CUSH, NAC2430CUSHT		1.20	1.70	2.30	2.70	23
NAC2436CUSH, NAC2436CUSHT		1.20	1.70	2.30	2.70	23
NAC2440CUSH, NAC2440CUSHT		1.20	1.70	2.60	3.20	24
NAC2448CUSH, NAC2448CUSHT		1.20	1.60	2.30	2.70	24
NAC2460CUSH, NAC2460CUSHT		2.10	2.70	3.80	4.20	42
NAC2472CUSH, NAC2472CUSHT		2.10	2.70	3.80	4.20	42
NAC2552CUSH, NAC2552CUSHT		1.90	2.80	4.10	4.60	37
NAC2727CUSH, NAC2727CUSHT		1.40	1.80	2.50	2.70	28
NAC2828CUSH, NAC2828CUSHT		1.50	1.90	2.60	3.20	29
NAC36CUSH, NAC36CUSHT		1.60	2.00	2.60	3.60	30
NAC3636CUSH, NAC3636CUSHT		1.70	2.10	2.60	4.10	33
451		3.30	4.05	5.35	5.90	67
451T		3.60	4.15	5.30	5.90	73
452		3.30	4.05	5.35	5.90	67
452T		3.60	4.15	5.30	5.90	73

COM YARDAGE



# COM YARDAGE REQUIREMENTS

## STITCH-IT YARDAGE REQUIREMENTS

For Non-Stitch-it locations, reference contrasting model yardage requirements in the Master Seating Pricelist.

MODEL NUMBER	STITCH-IT LOCATION	NON-DIRECTIONAL YARDAGE
N59AAV, N59AATV, N59ALV	Back	0.90
	Extreme Back	0.90
	Seat	1.50
N59DDV, N59DDTV, N59DLV	Back	0.90
	Seat	1.50
N59BBV, N59BBTV, N59BLV	Back	0.90
	Lumbar	0.90
	Extreme Back	0.90
	Extreme Lumbar	0.90
	Seat	1.50
N59JJV, N59JJTV, N59JLV	Back	0.90
	Lumbar	0.90
	Extreme Lumbar	0.90
	Seat	1.50
N59HHV, N59HHTV, N59HLV	Lumbar	0.90
	Extreme Lumbar	0.90
	Seat	1.50
N59CCV, N59CCTV, N59CLV	Seat	1.50
N55AAV, N55BBV, N55EEV, N55HHV	Front Back	0.90
	Extreme Back	0.90
	Seat	0.90
N55CCV, N55DDV	Seat	0.90
NAC1820CUSHV, NAC2024CUSHV	Seat	0.90
NAC1824CUSHV, NAC1830CUSHV, NAC24CUSHV, NAC2424CUSHV	Seat	1.20
NAC1836CUSHV	Seat	1.30
NAC2430CUSHV	Seat	1.20
NAC2436CUSHV	Seat	1.40
NAC2727CUSHV	Seat	1.50
NAC2828CUSHV	Seat	1.50
N85SAV, N85SATV, N85SBV, N85SBTV	Front Back	0.90
	Extreme Back	0.90
	Seat	0.90
N85SCV, N85SACATV	Seat	0.90
N85SAAV, N85SAATV	Front Back	1.75
	Extreme Back	1.75
	Seat	1.75
N85SAAAV, N85SAAATV	Front Back	2.60
	Extreme Back	2.60
	Seat	2.60
N85SACAV, N85SACATV	Front Back	1.75
	Extreme Back	1.75
	Seat	2.60
N71M1MV, N71MS1MV, N71M1AV, N71MS1AV, N71M1RV, N71M1LV	Front Back	1.40
	Seat	1.20
N71D1V	Seat	1.20
N10PSQ1414V, N10PSQ1414PV, N10PRT1508V, N10PRT1508PV, N10PBL1806V, N10PBL1806PV	Front	0.90

**STITCH-IT YARDAGE REQUIREMENTS**  
**For Non-Stitch-it locations, reference contrasting model yardage requirements in the Master Seating Pricelist.**

<b>MODEL NUMBER</b>	<b>STITCH-IT LOCATION</b>	<b>NON-DIRECTIONAL YARDAGE</b>
N10PWD1816V, N10PWD2116V, N10PWD2416V	Front	0.90
N66RD16GV, N66RD16CV, N66SQ16GV, N66SQ16CV, N66RD18GV, N66RD18CV, N66RD22GV, N66RD22CV, N66SQ18GV, N66SQ18CV, N66SQ22GV, N66SQ22CV, N66TZ16GV, N66TZ16CV, N66TZ18GV, N66TZ18CV, N66TZ22GV, N66TZ22CV	Seat	0.90
N48GFAV, N48GFMV	Front Back	1.00
	Extreme Back	0.90
	Seat	1.50